



**Western Digital.**

**S5E BiCS5 512Gb 2P  
iTLC3 MK2 SKU QUAL  
Report**

# Contents

- ❖ Material Information
- ❖ Lot Information
- ❖ Check Point Summary
- ❖ TPROG
- ❖ TERS
- ❖ Health Monitor In-depth (Grade0)
- ❖ Health Monitor In-depth (Grade2)
- ❖ Health Monitor ADSP (Grade3)
- ❖ Block Scan Grade
- ❖ Read Latency
- ❖ Read Throughput
- ❖ Read Cache Throughput
- ❖ Random Read Throughput
- ❖ Boot Block Reliability

# Material Information

- ❖ S5E Firmware: V12.1.0
- ❖ S5E controller version: A1
- ❖ S5E Package: 1DP,2DP,3DP,4DP,5DP & 8DP MK2
- ❖ Memory Technology: BiCS5 512Gb X3 2P iTLC3
- ❖ Memory Lots: 22 lots

# Lot information

Lot count	Lot ID	Zone 1	Zone 2	Zone 3	Grand Total
1	EP0408021	13	9	10	32
2	EP0409171	60	79	66	205
3	EP0409206	4	11	17	32
4	EP0409542	12	9	13	34
5	EP0409568	11	10	13	34
6	EP0409571	5	13	16	34
7	EP0409715	34	47	69	150
8	EP0409735	10	13	11	34
9	EP0409741	20	46	40	106
10	EP0409887	68	55	52	175
11	EP0409895	29	43	39	111
12	EP0409904	49	60	54	163
13	EP0409916	21	33	32	86
14	EP0410058	54	43	39	136
15	EP0410234	29	45	36	110
16	EP0410247	86	128	126	340
17	EP0410256	82	73	99	254
18	EP0410413	42	19	35	96
19	EP0410421	20	31	33	84
20	EP0410590	22	29	46	97
21	EP0410597	16	6	10	32
22	EP0421169	33	72	75	180
Total	22	720	874	931	2525

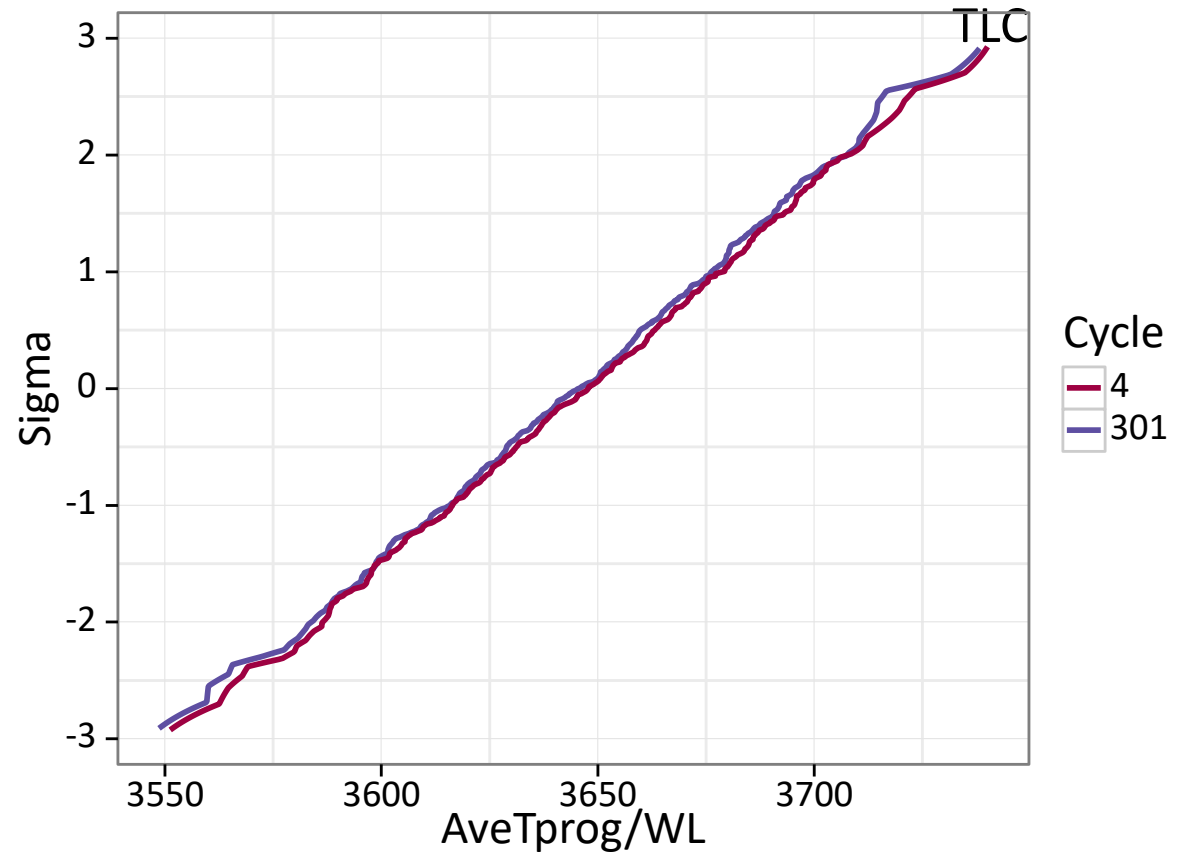
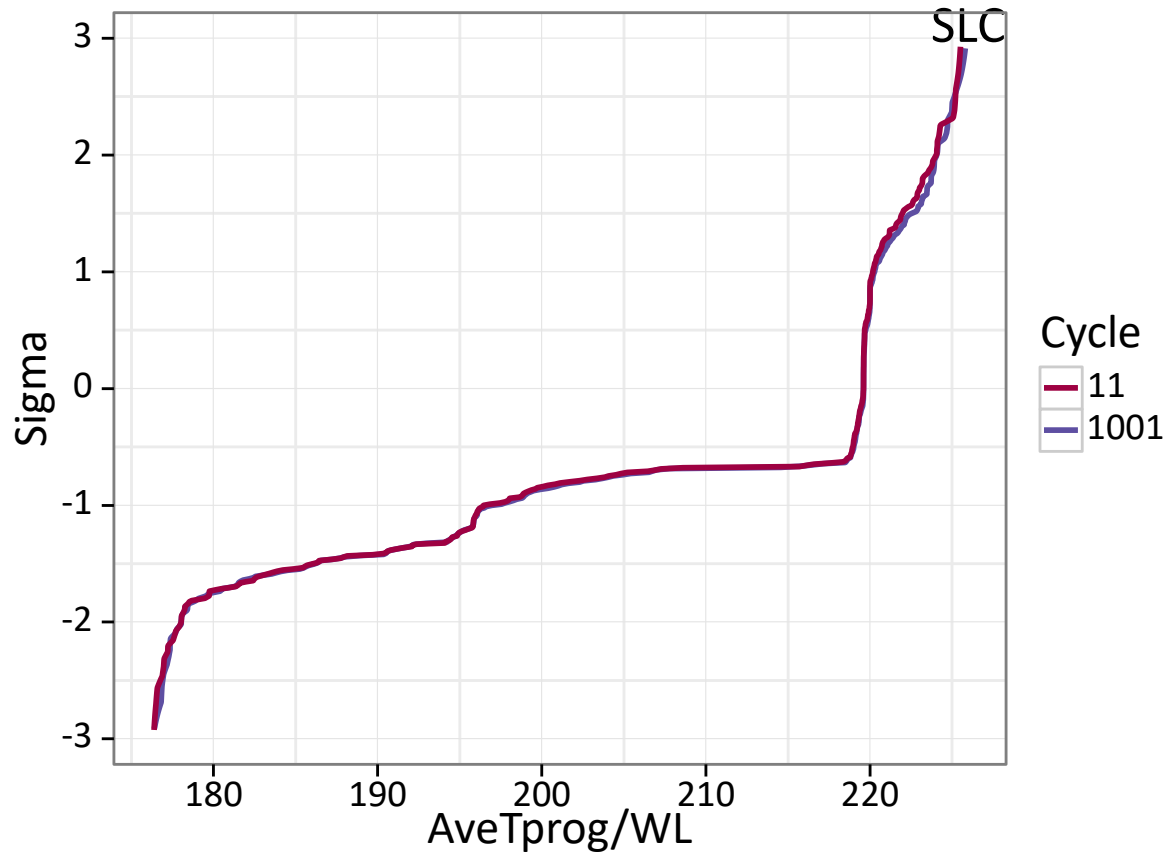
# Check Point Summary

Checkpoint #	Checkpoint Name	Sample Size by Density	PE Cycles	Read Disturb	Data Retention	# of UECC 4KB chunks	#of PO4KB chunks	# of Dies failing latency specs	Pass/Fail
CP1a	SLC SOL Read Disturb	1DP;40,2DP;24,3DP;20,4DP;16,5DP;16,8DP;12	1K	10M	52hrs @ 55C	0	0		Pass
CP1b	SLC SOL Data Retention	1DP;40,2DP;24,3DP;20,4DP;16,5DP;16,8DP;12	1K	-	5yrs @ 55C	0	0		Pass
CP2	TLC SOL Data Retention	1DP;40,2DP;24,3DP;20,4DP;16,5DP;16,8DP;12	300	-	5yrs @ 55C	0	0		Pass
CP3	TLC Mode EOL	1DP;40,2DP;24,3DP;20,4DP;16,5DP;16,8DP;12	2K, 3K, 3.5K, 4K		1Yr HTDR	0	0	0	Pass
CP3	SLC Mode EOL	1DP;40,2DP;24,3DP;20,4DP;16,5DP;16,8DP;12	0K, 0K, 100K, 130K		1Yr HTDR	0	0	0	Pass
CP4a	TLC Mode SOL	1DP;40,2DP;24,3DP;20,4DP;16,5DP;16,8DP;12	0, 200, 300, 400		1Yr HTDR	0	0	0	Pass
CP4a	SLC Mode SOL	1DP;40,2DP;24,3DP;20,4DP;16,5DP;16,8DP;12	0K, 0K, 10K, 13K		1Yr HTDR	0	0	0	Pass
CP4b	TLC Mode EOL	1DP;40,2DP;24,3DP;20,4DP;16,5DP;16,8DP;12	2K, 3K, 3.5K, 4K			0	0	0	Pass
CP4b	SLC Mode EOL	1DP;40,2DP;24,3DP;20,4DP;16,5DP;16,8DP;12	0K, 0K, 100K, 130K			0	0	0	Pass
CP5	TLC Mode EOL	1DP;40,2DP;24,3DP;20,4DP;16,5DP;16,8DP;12	2K, 3K, 3.5K, 4K	250K		0	0	0	Pass
CP5	SLC Mode EOL	1DP;40,2DP;24,3DP;20,4DP;16,5DP;16,8DP;12	0K, 0K, 100K, 130K	250K		0	0	0	Pass
CP8	TLC Mode SOL Latency	1DP;40,2DP;24,3DP;20,4DP;16,5DP;16,8DP;12	300	100K	3month 45C + Mid cross	0	0	0	Pass
CP8	SLC Mode SOL Latency	1DP;40,2DP;24,3DP;20,4DP;16,5DP;16,8DP;12	10K	100K	3month 45C + Mid cross	0	0	0	Pass
CP9a	TLC Mode EOL Latency	1DP;40,2DP;24,3DP;20,4DP;16,5DP;16,8DP;12	3K	100K	1month 45C + Mid cross	0	0	0	Pass
CP9a	SLC Mode EOL Latency	1DP;40,2DP;24,3DP;20,4DP;16,5DP;16,8DP;12	100K	100K	1month 45C + Mid cross	0	0	0	Pass
CP9c	TLC Mode EOL Latency	1DP;40,2DP;24,3DP;20,4DP;16,5DP;16,8DP;12	3K	100K	1month 35C + Mid cross	0	0	0	Pass
CP9c	SLC Mode EOL Latency	1DP;40,2DP;24,3DP;20,4DP;16,5DP;16,8DP;12	100K	100K	1month 35C + Mid cross	0	0	0	Pass
CP11	TLC Mode EOL Latency	1DP;40,2DP;24,3DP;20,4DP;16,5DP;16,8DP;12	3K	100K	1month 45C + High cross	0	0	0	Pass
CP11	SLC Mode EOL Latency	1DP;40,2DP;24,3DP;20,4DP;16,5DP;16,8DP;12	100K	100K	1month 45C + High cross	0	0	0	Pass

*TPROG*

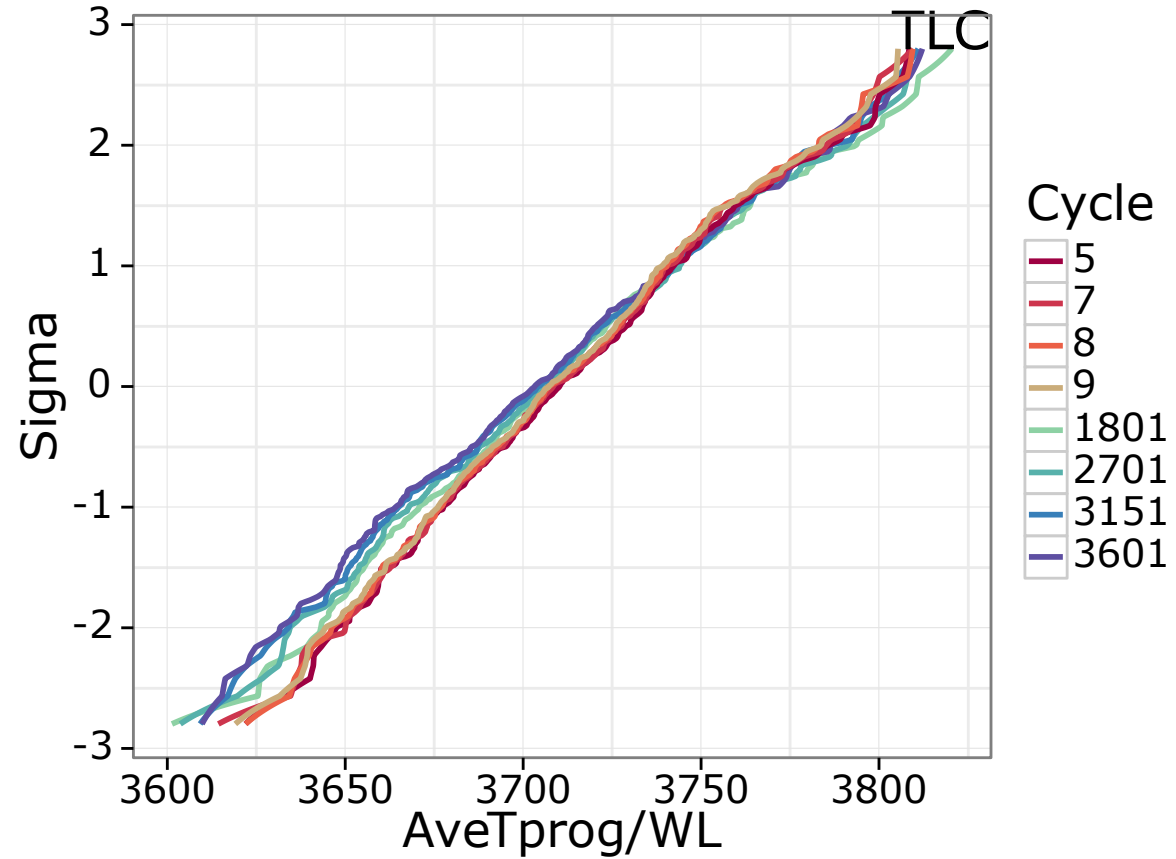
# 10% EP Cycle

Qual06\_step\_04



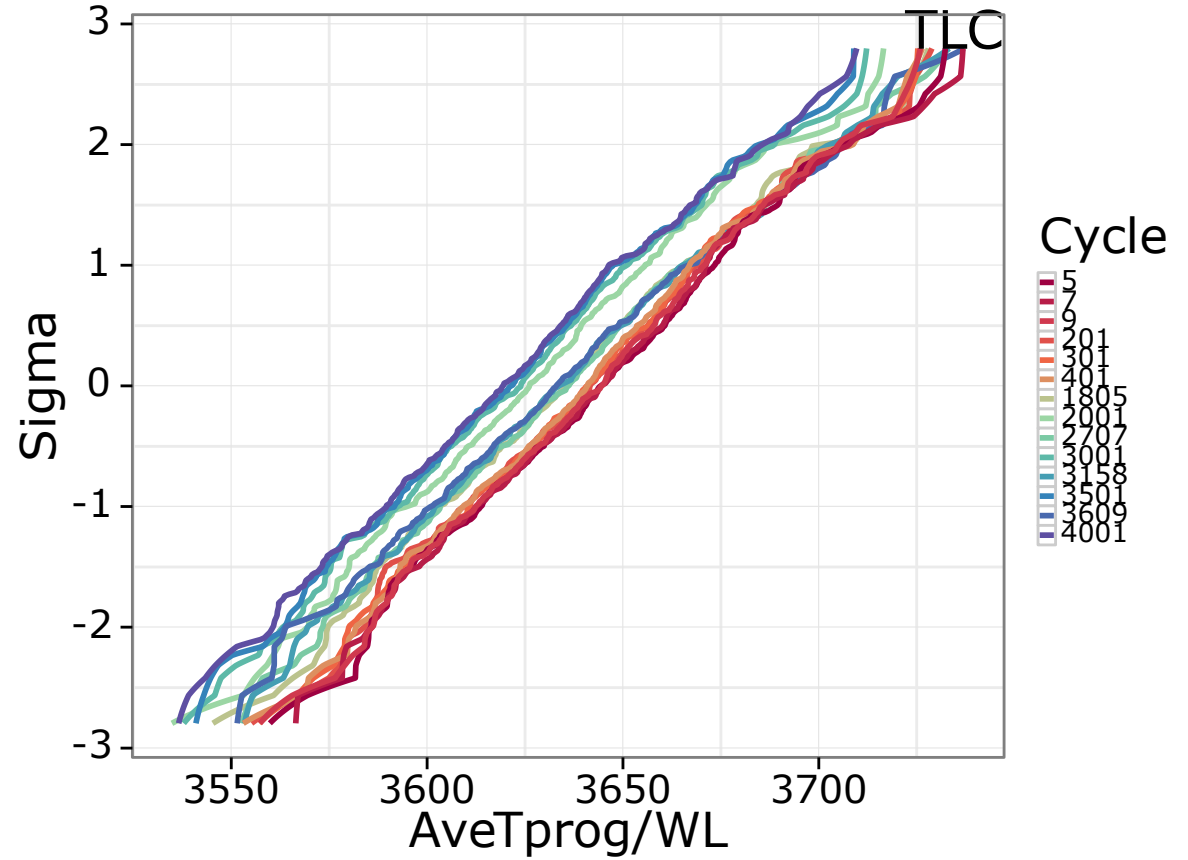
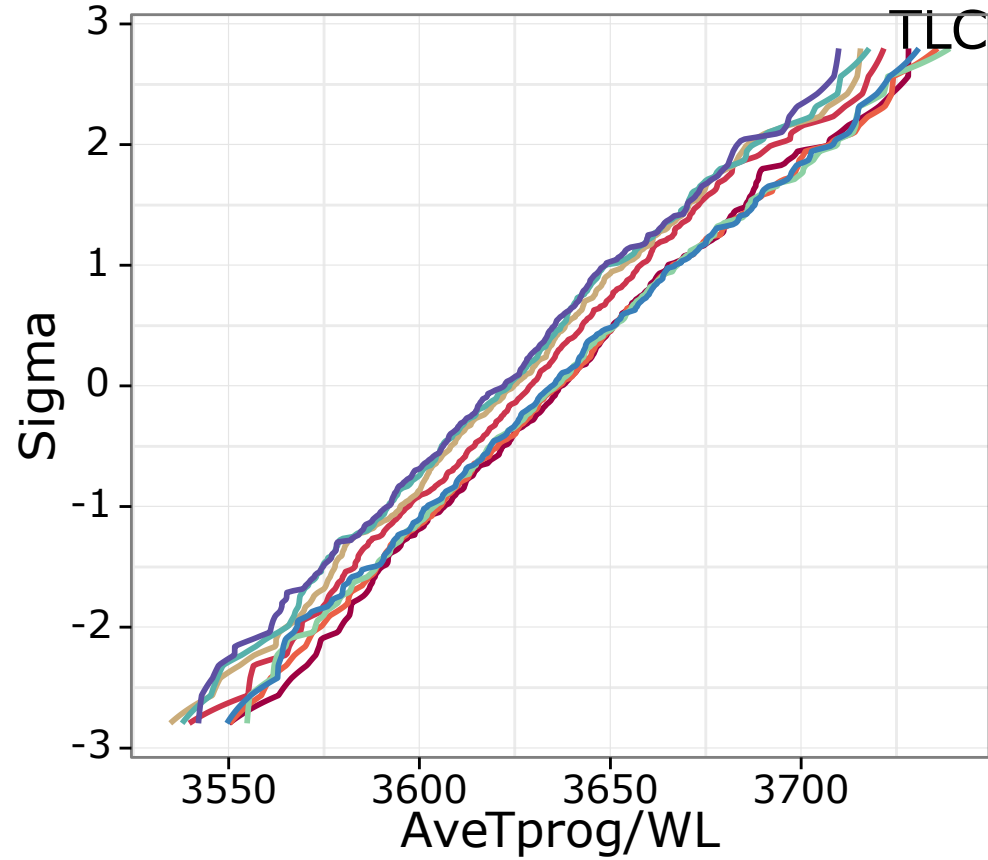
# 90% EP cycling

PQC04\_step\_05



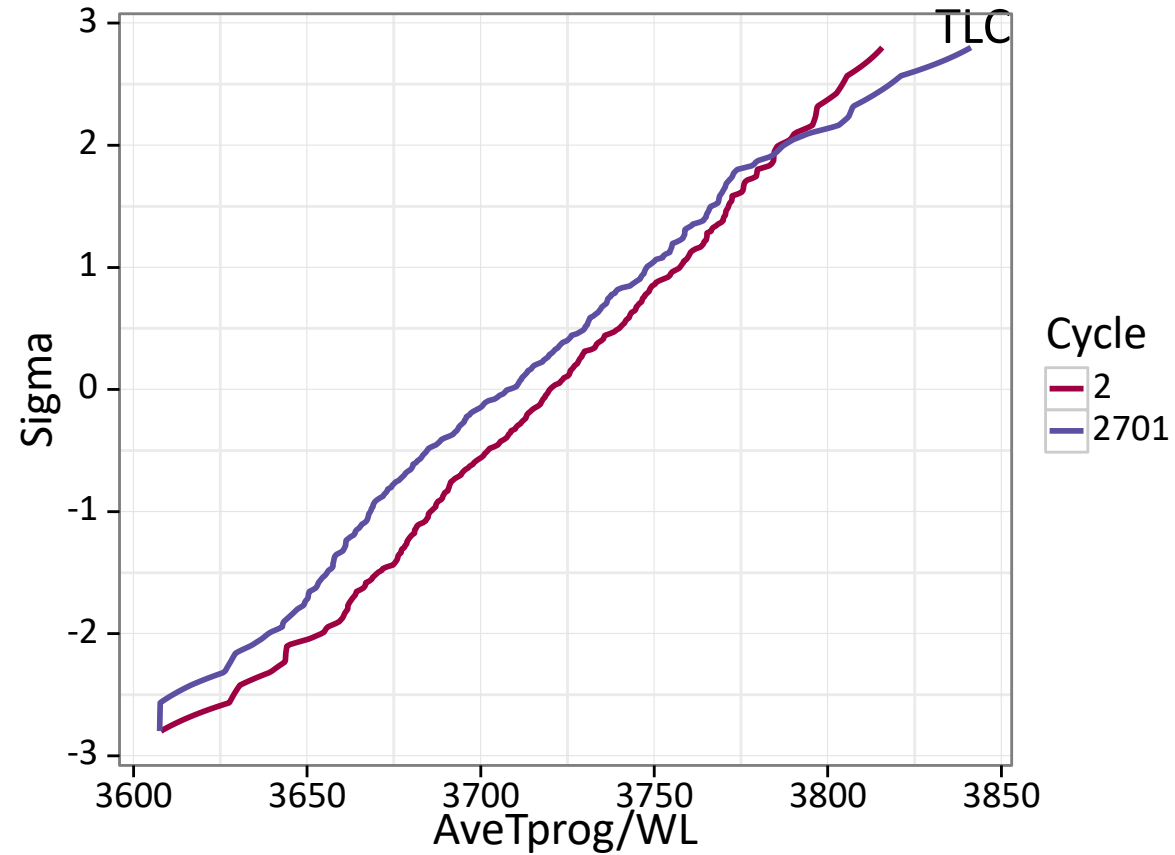
# 10% EP cycling

PQC04\_step\_06



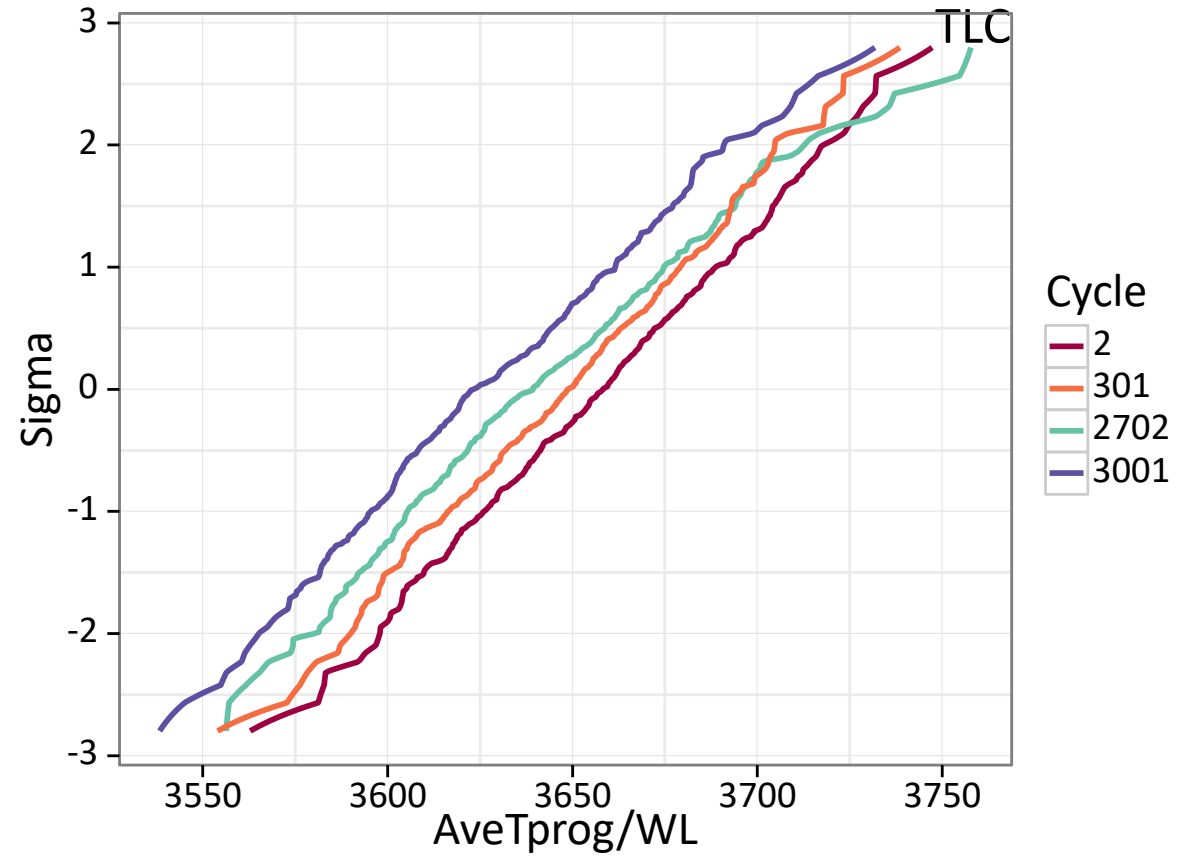
# 90% EP cycling

PQC06\_step\_04



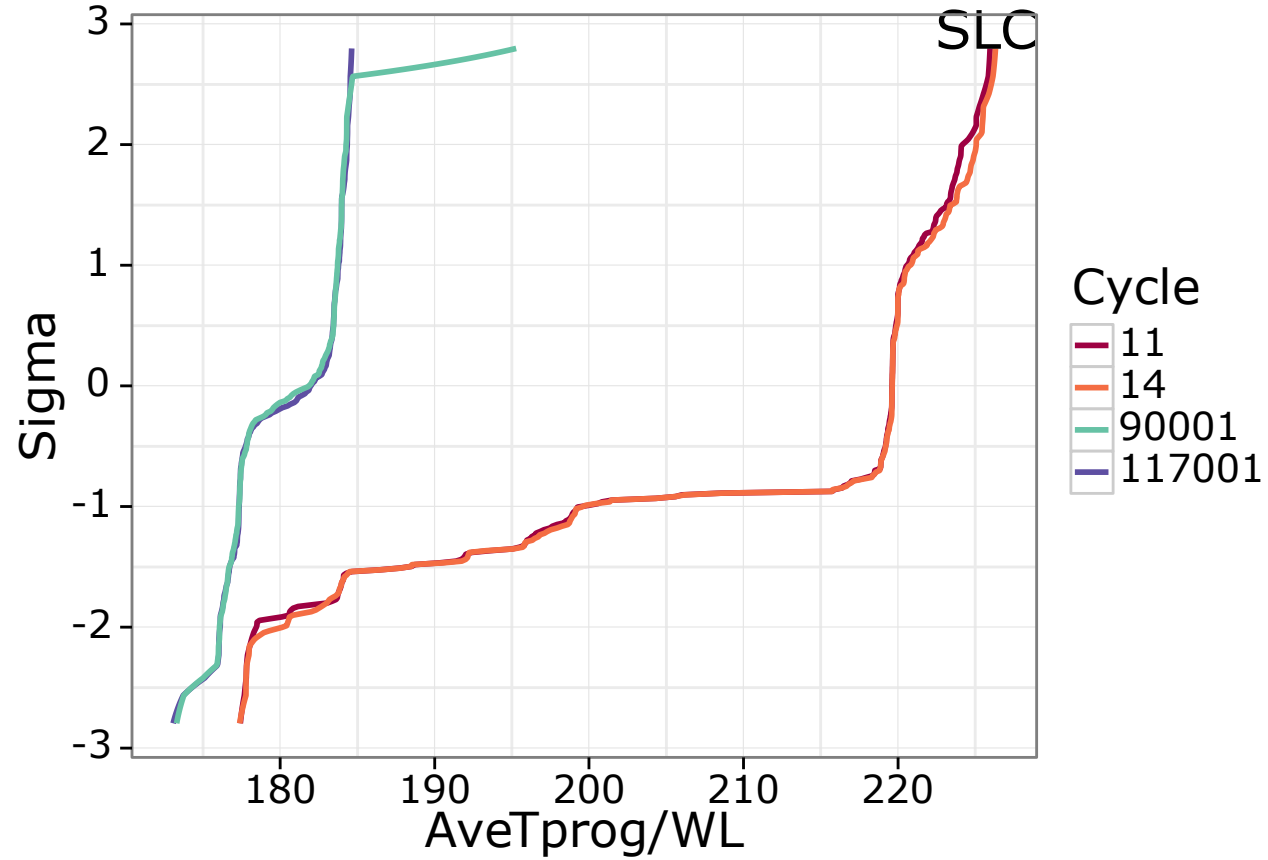
# 10% EP cycling

PQC06\_step\_05



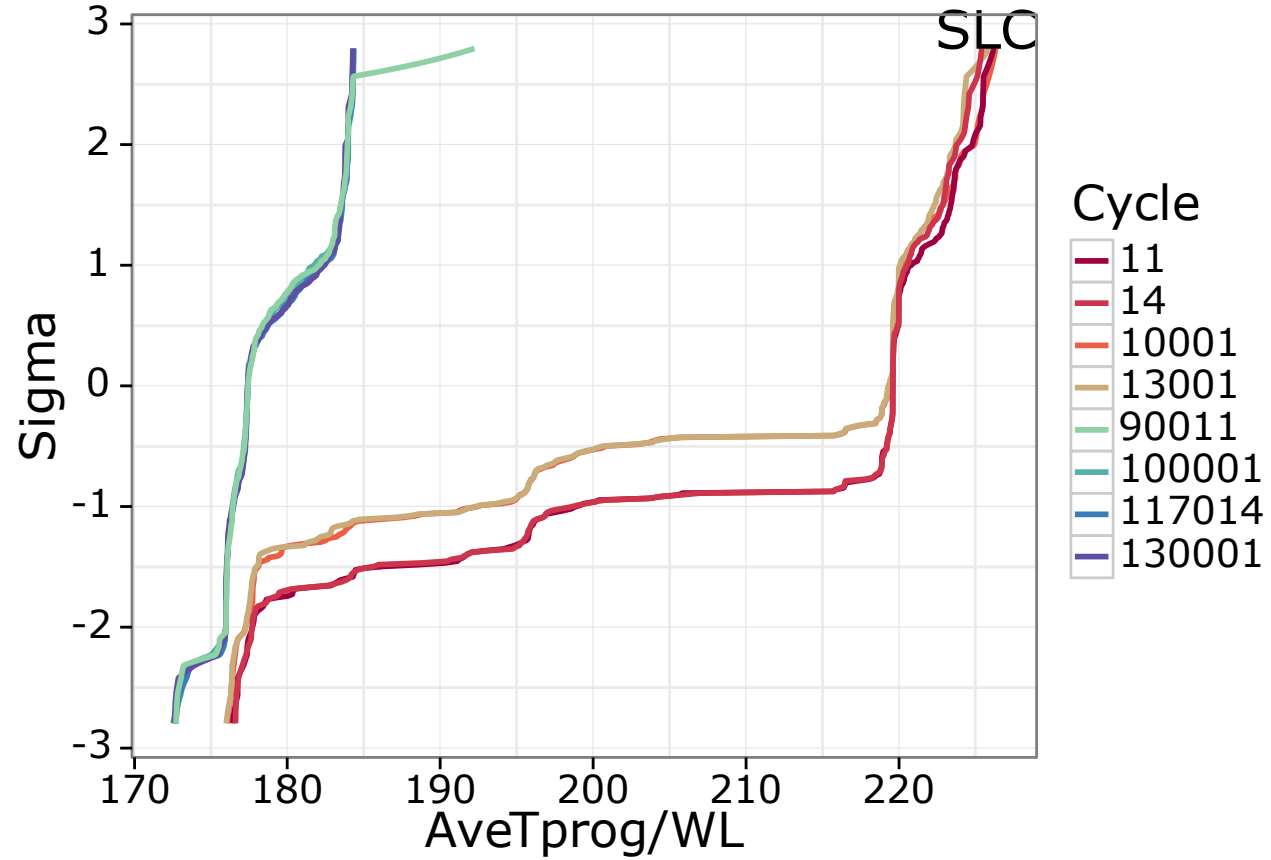
# 90% EP cycling

PQC08\_step\_05



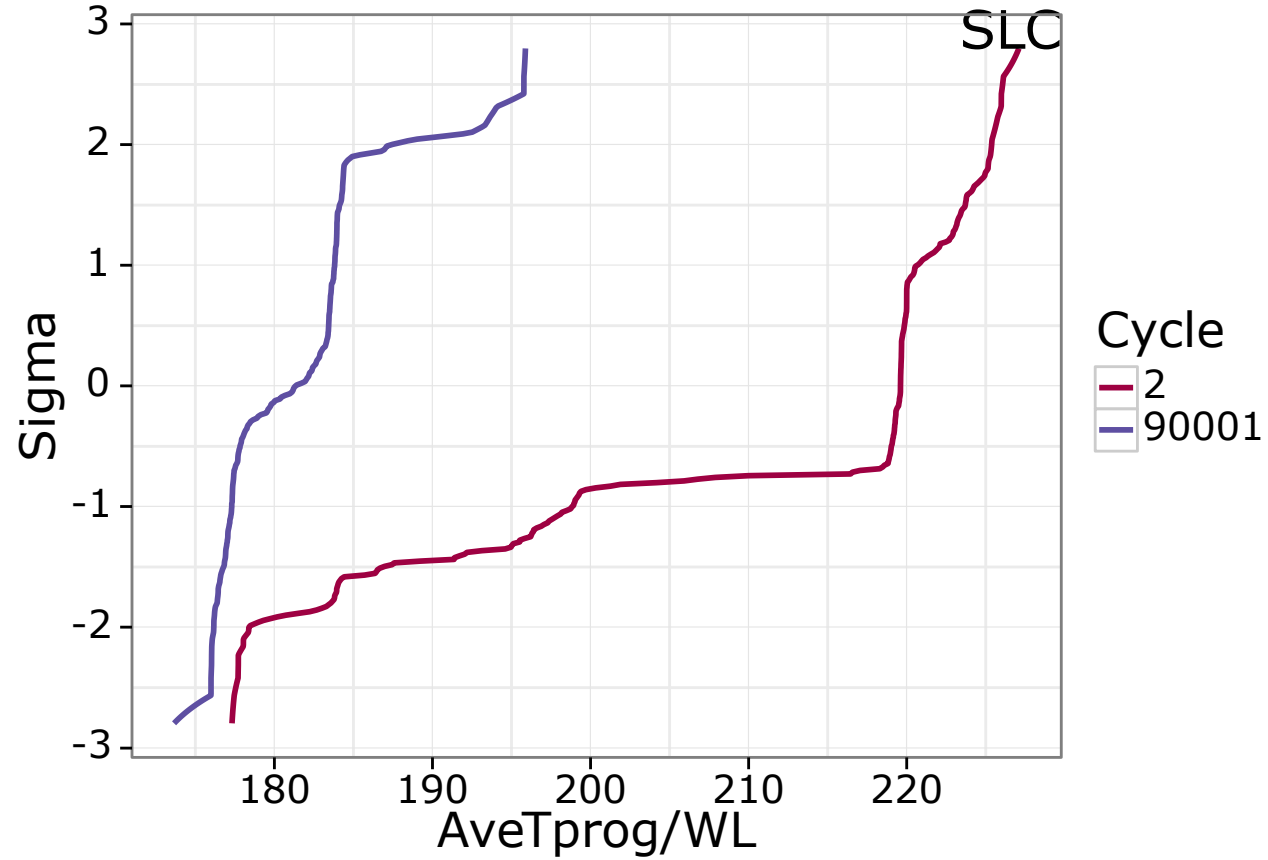
# 10% EP cycling

PQC08\_step\_06



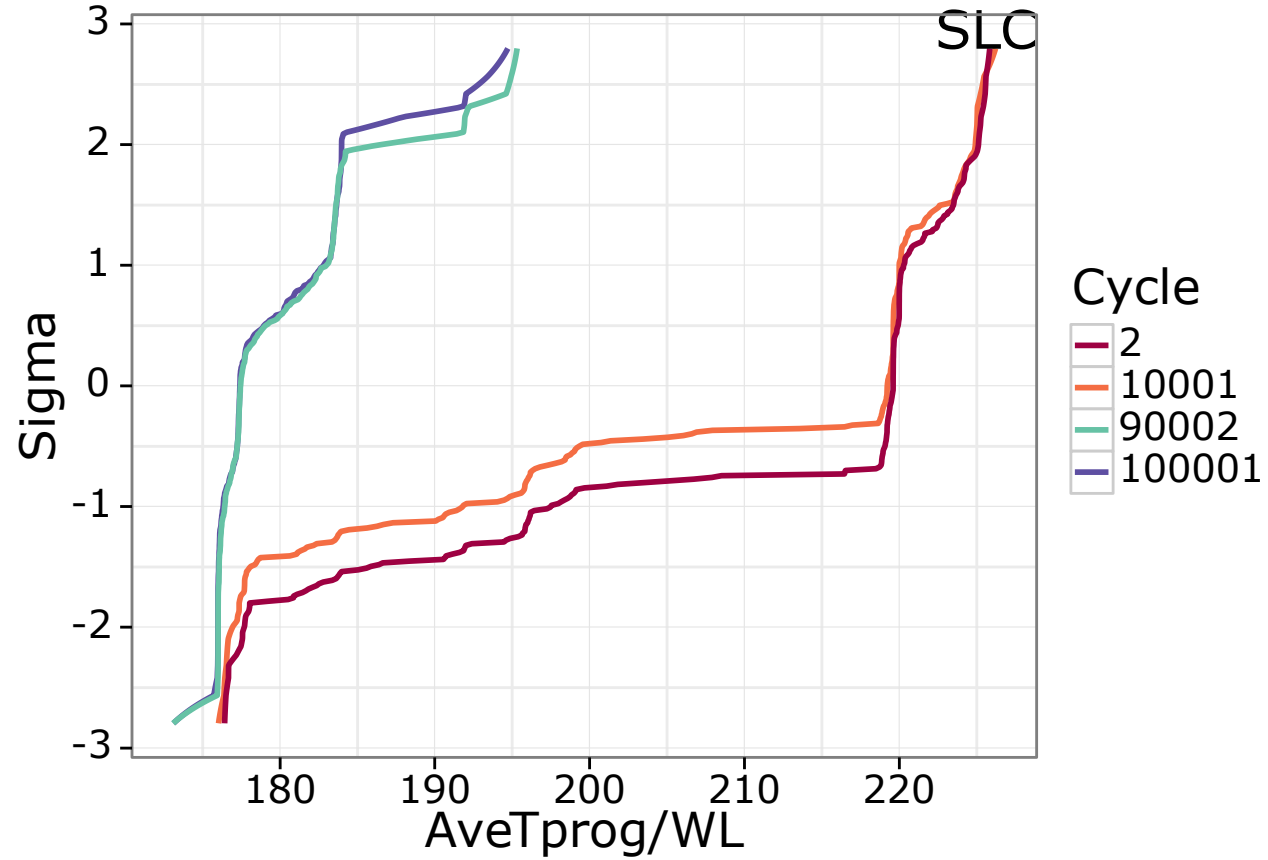
# 90% EP cycling

PQC10\_step\_04



# 10% EP cycling

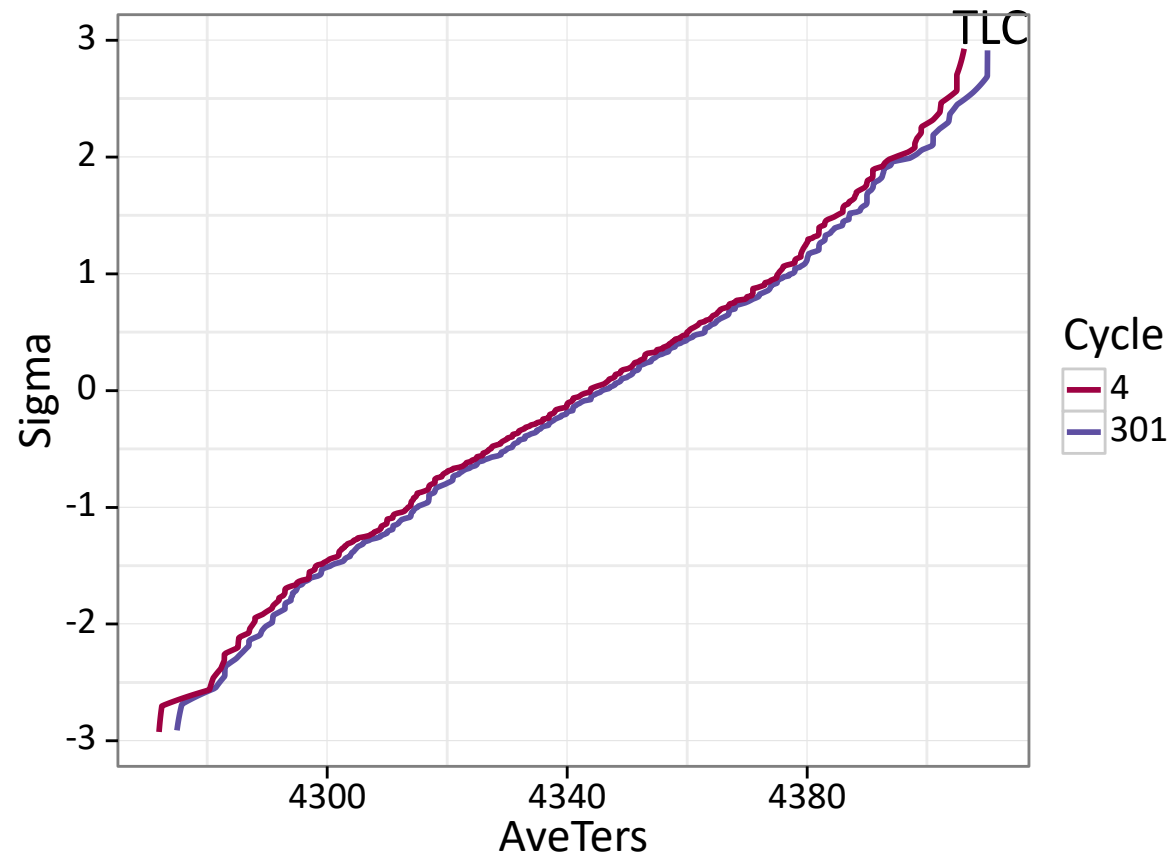
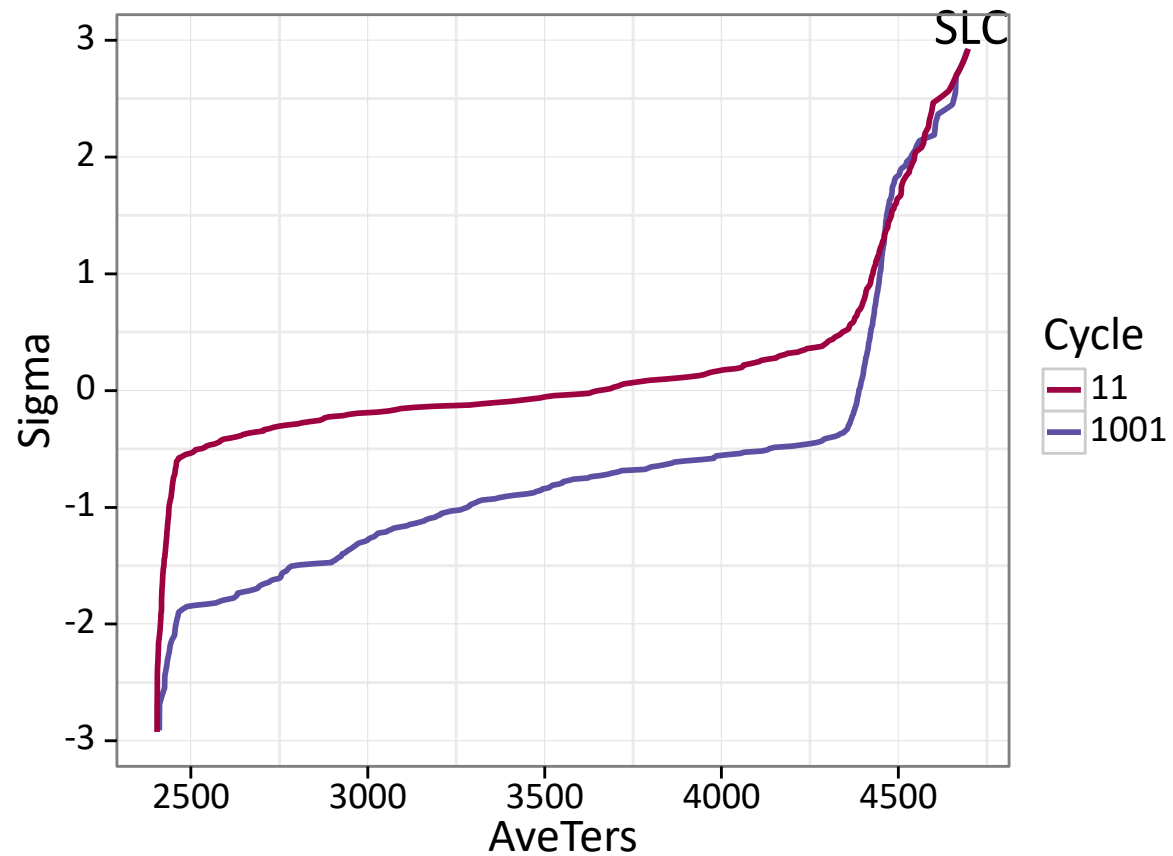
PQC10\_step\_05



*TERS*

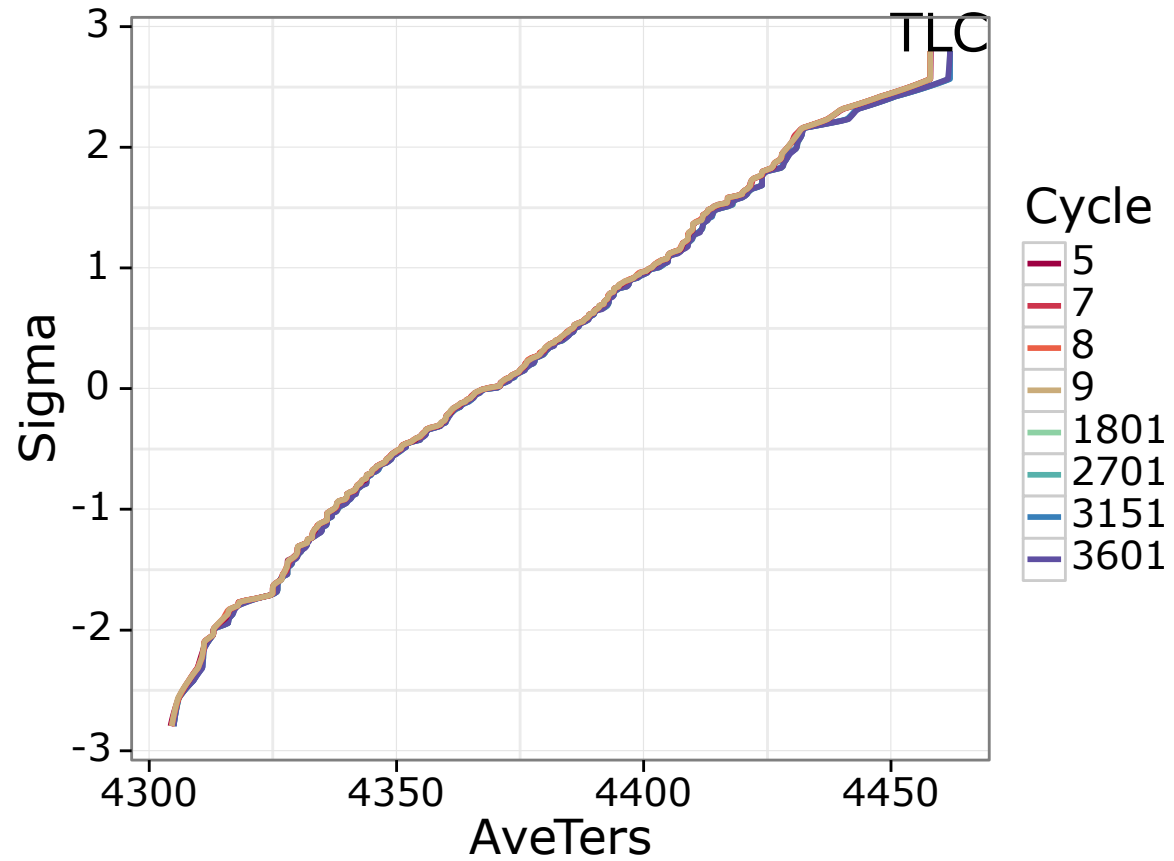
# 10% EP Cycle

Qual06\_step\_04



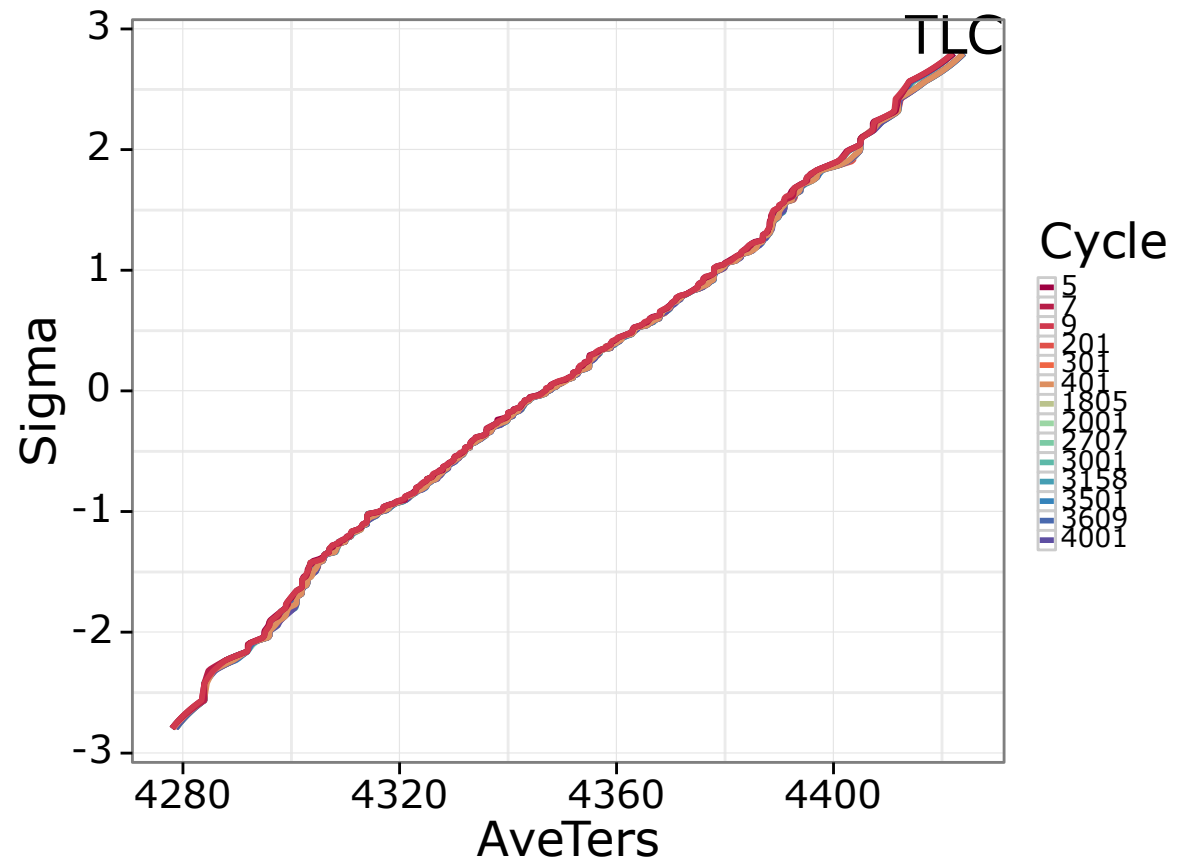
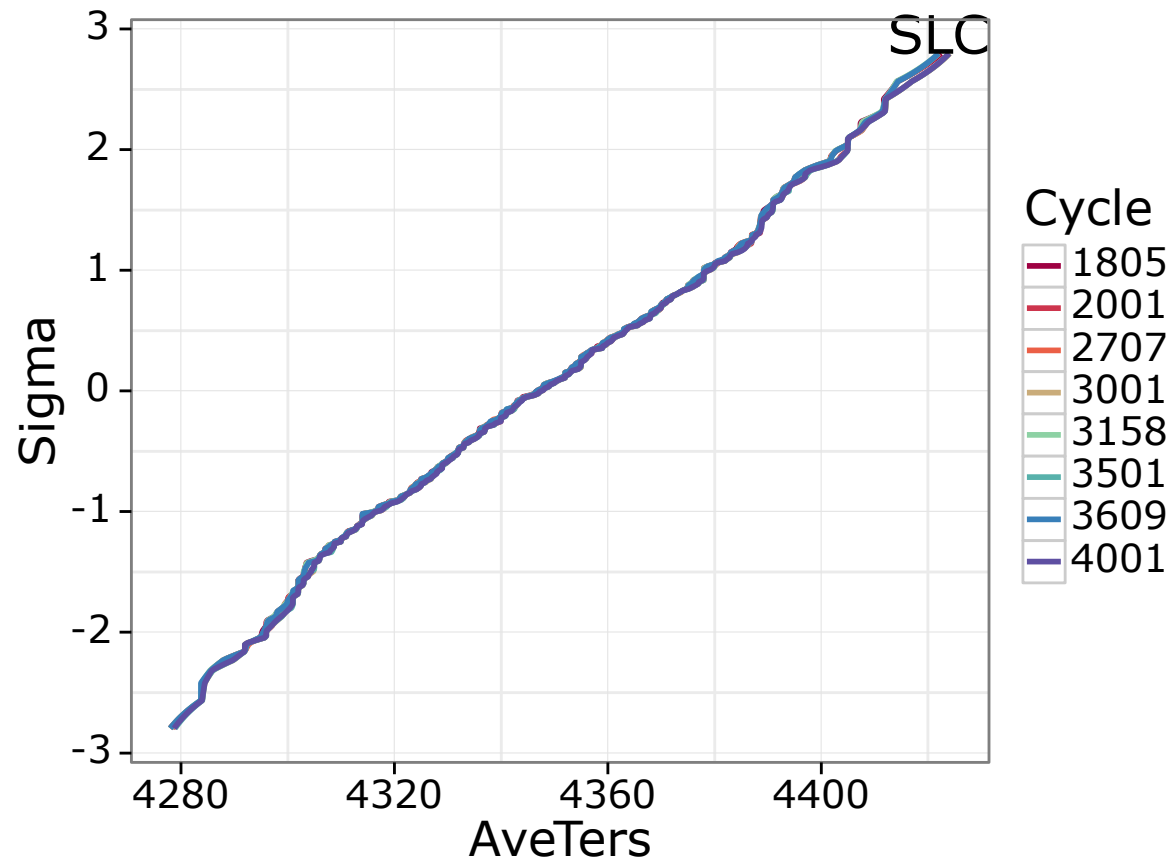
# 90% EP cycling

PQC04\_step\_05



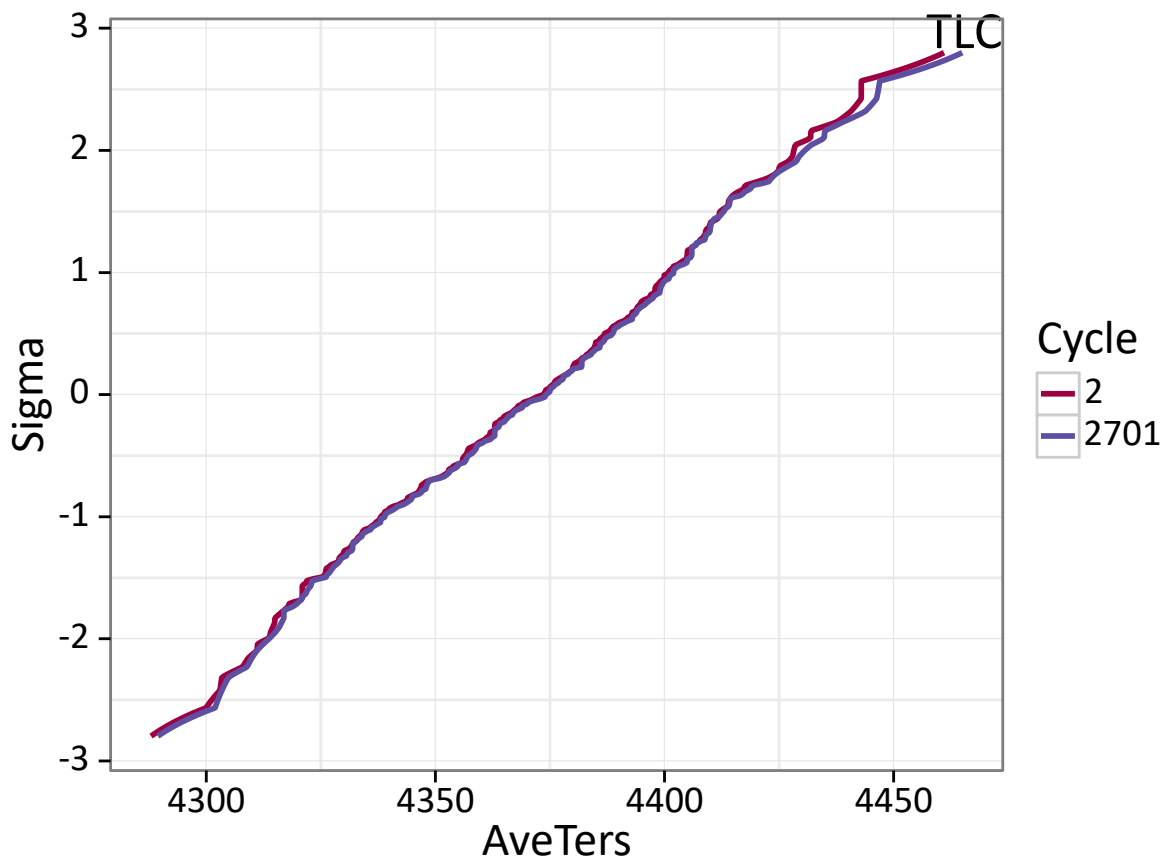
# 10% EP cycling

PQC04\_step\_06



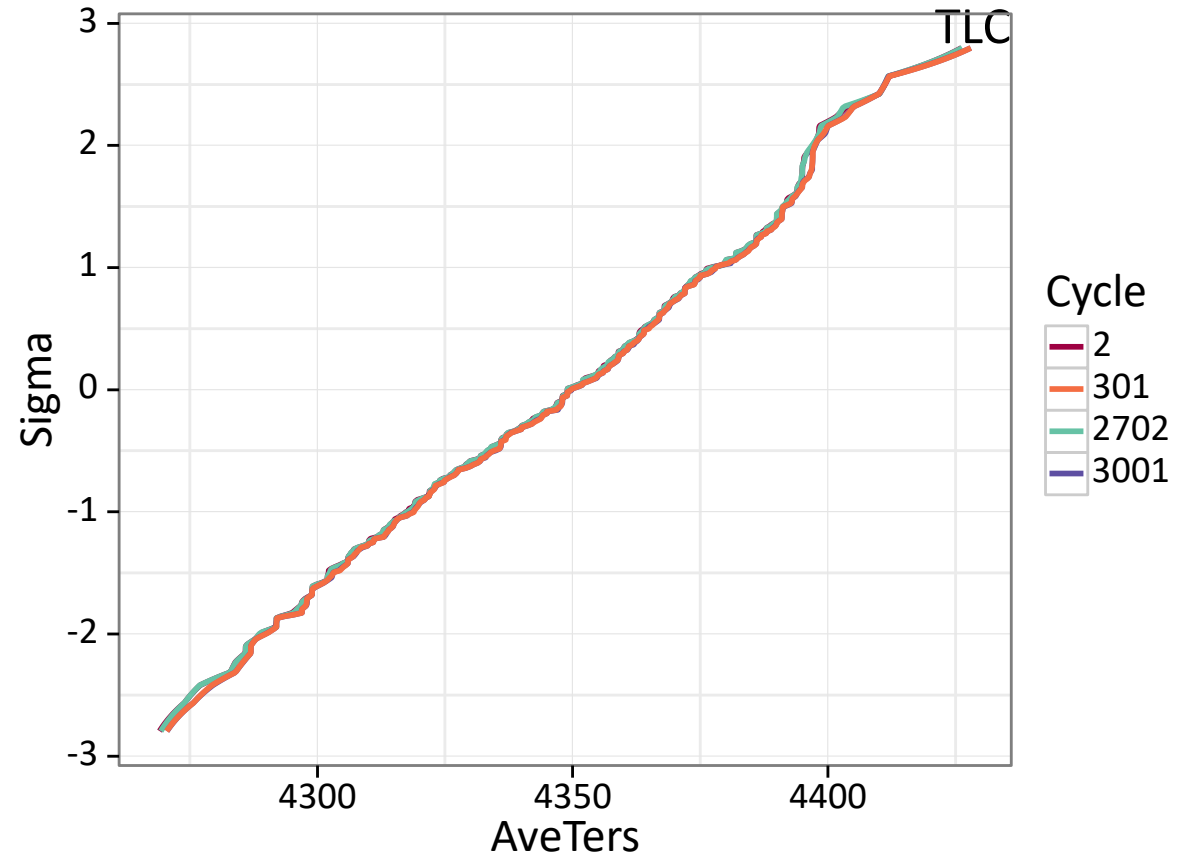
# 90% EP cycling

PQC06\_step\_04



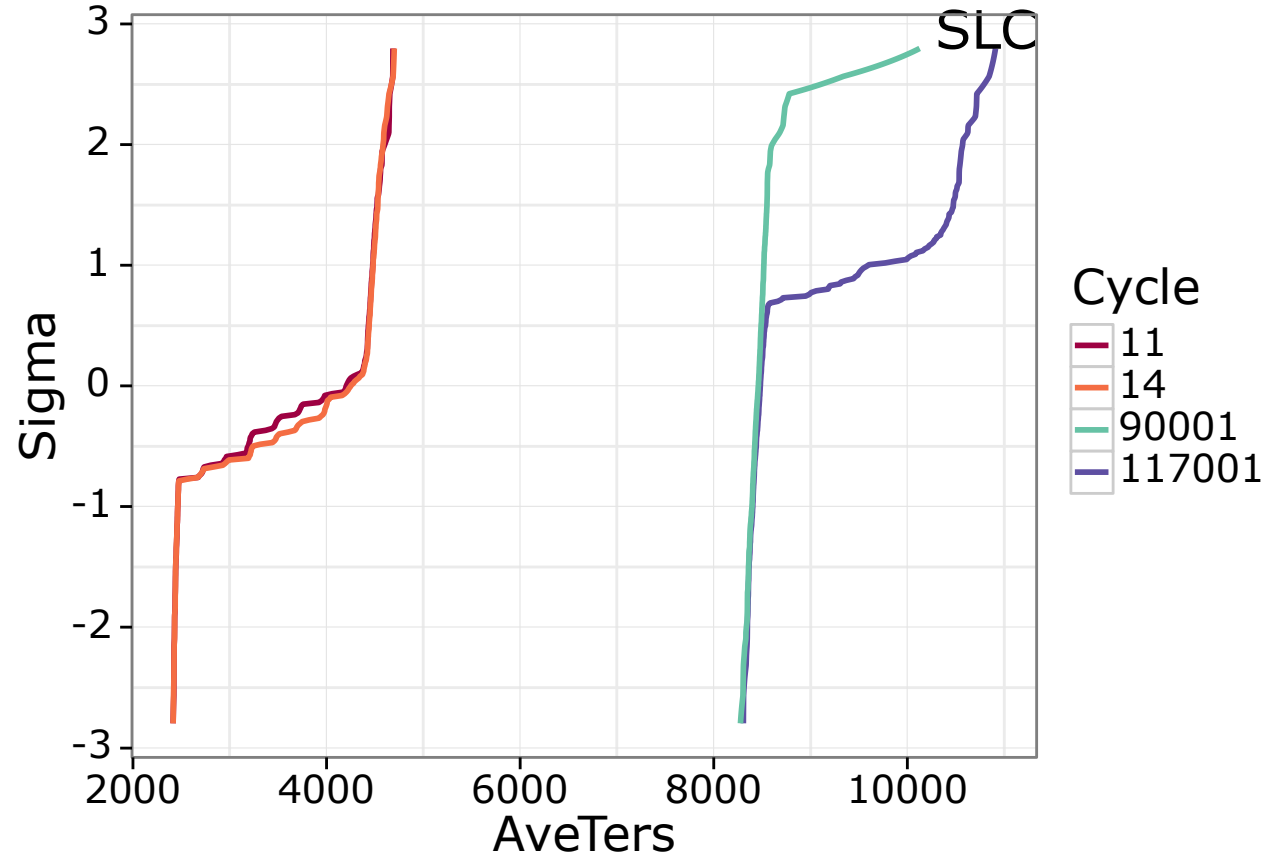
# 10% EP cycling

PQC06\_step\_05



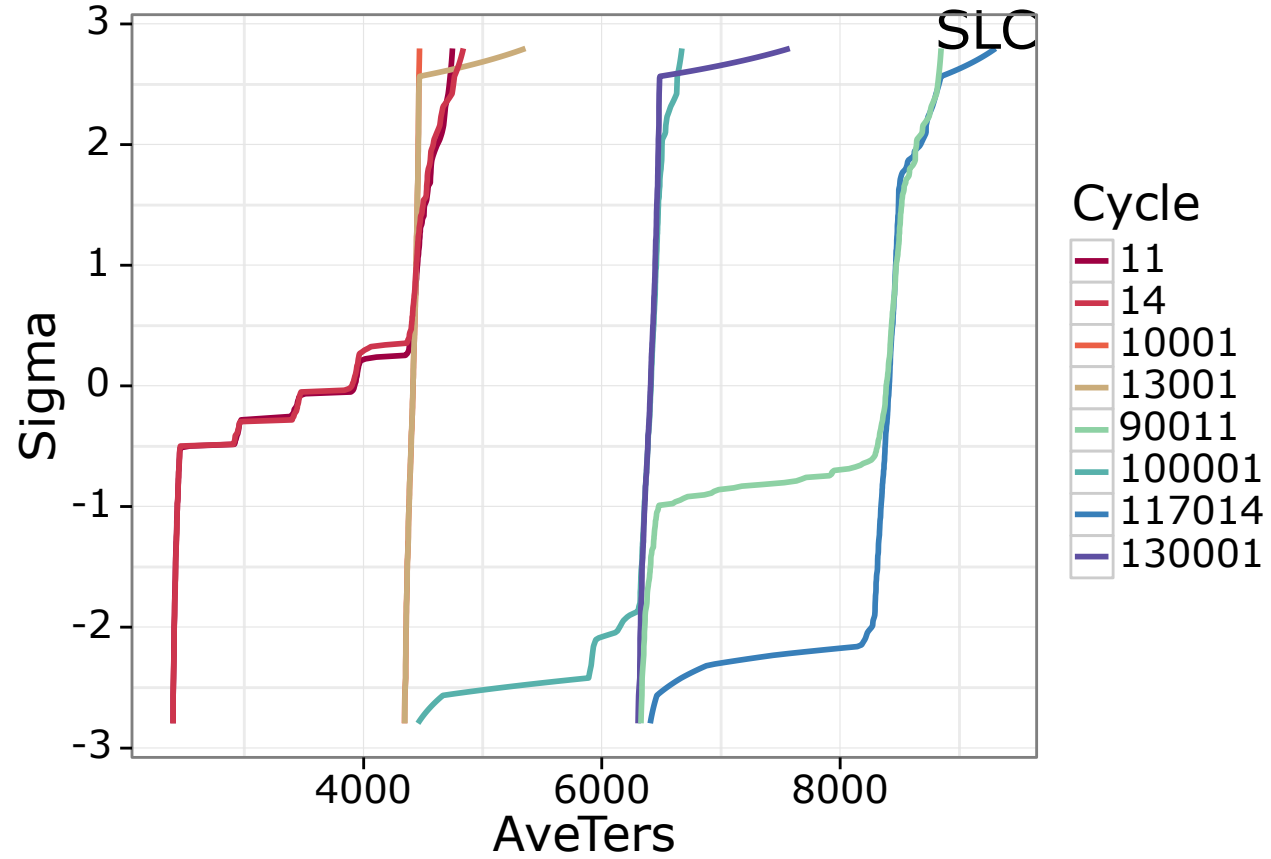
# 90% EP cycling

PQC08\_step\_05



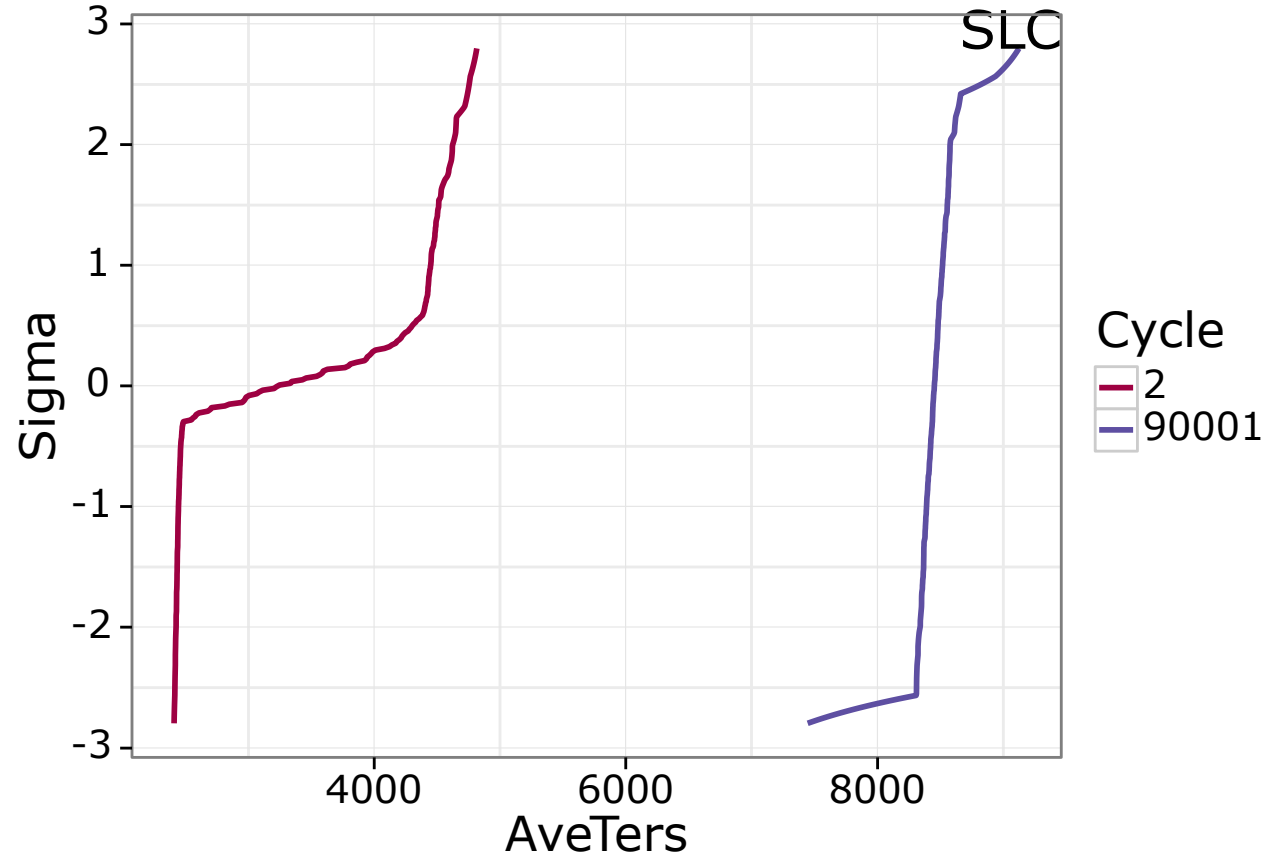
# 10% EP cycling

PQC08\_step\_06



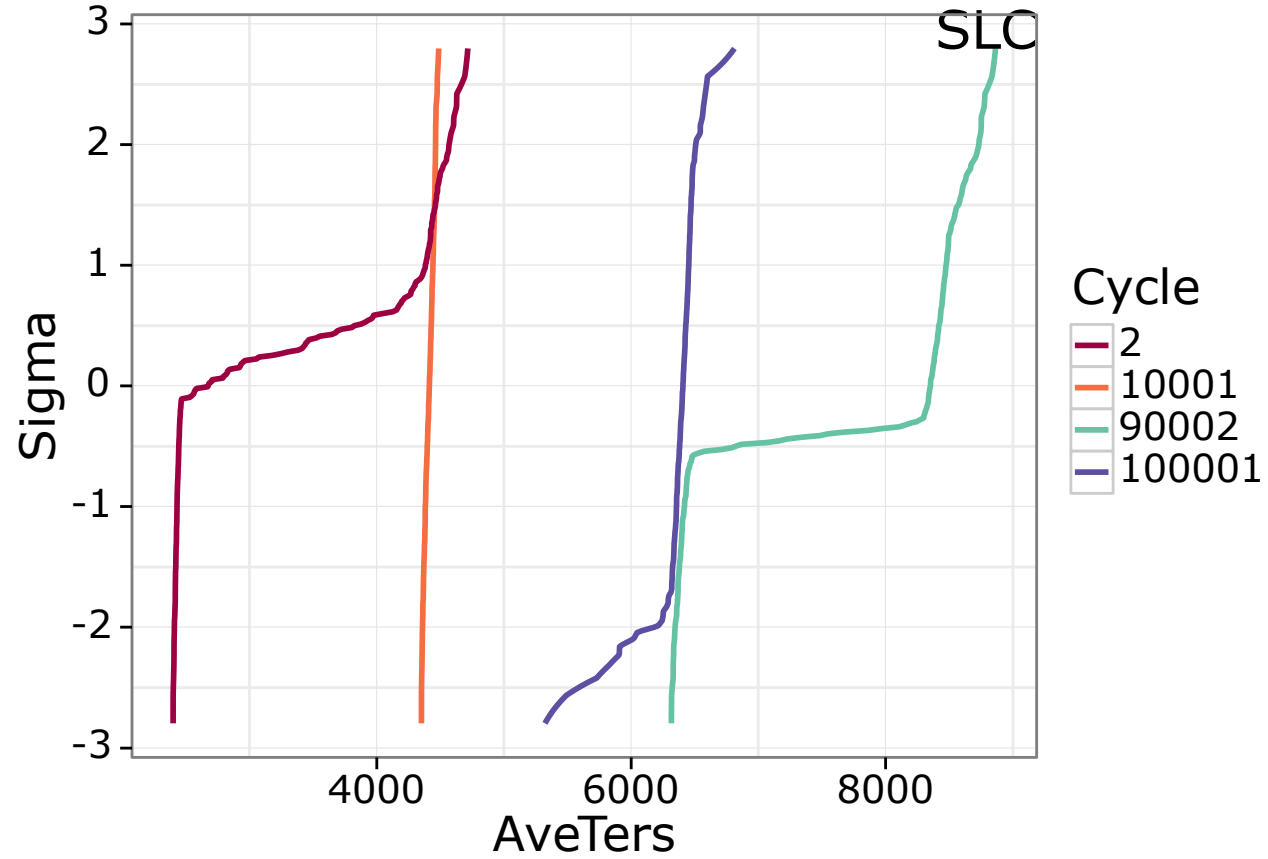
# 90% EP cycling

PQC10\_step\_04



# 10% EP cycling

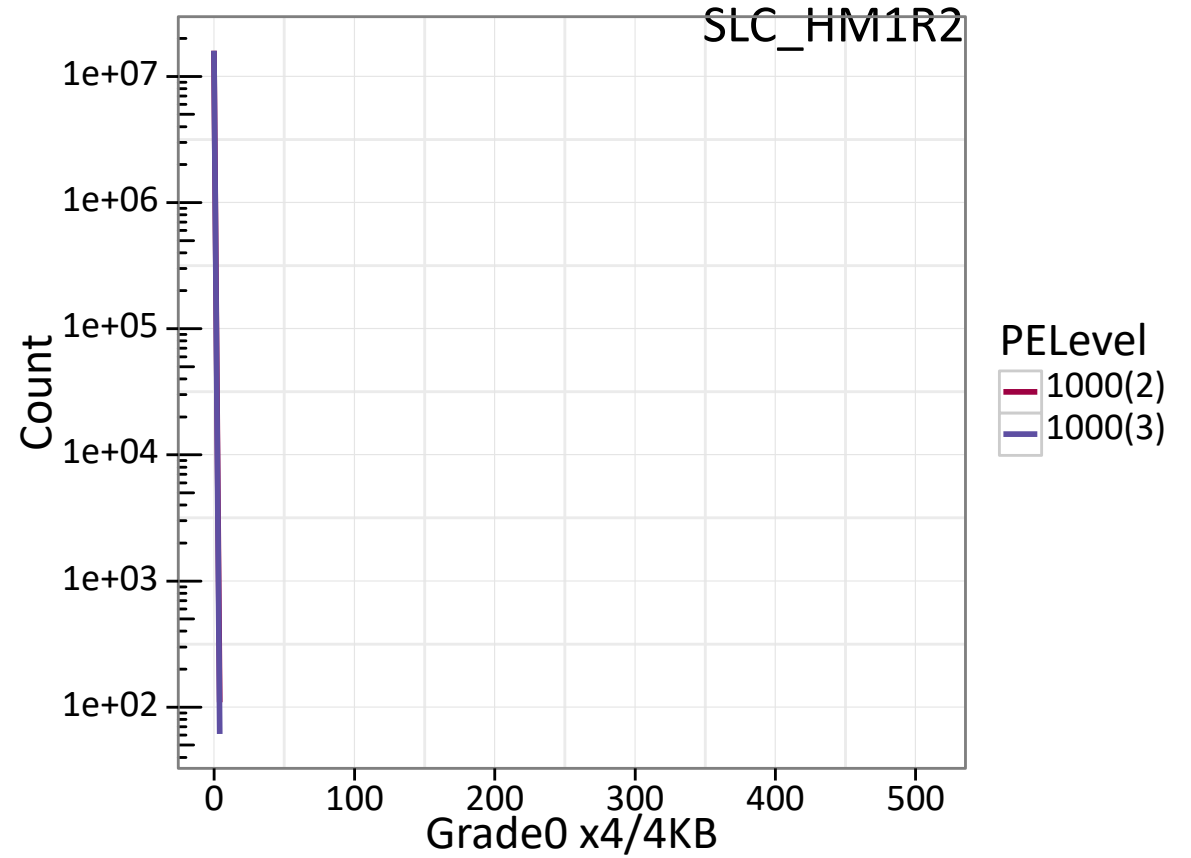
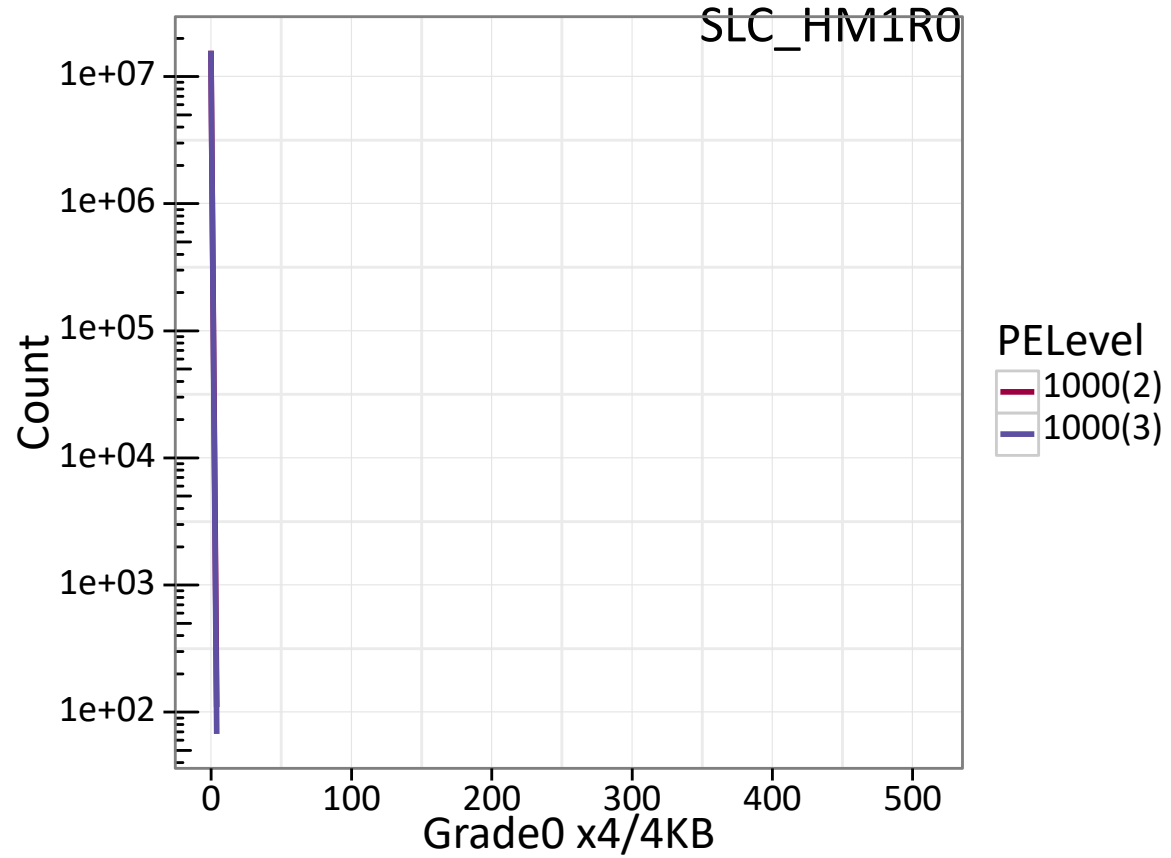
PQC10\_step\_05



## *Health Monitor In-Depth (Grade0)*

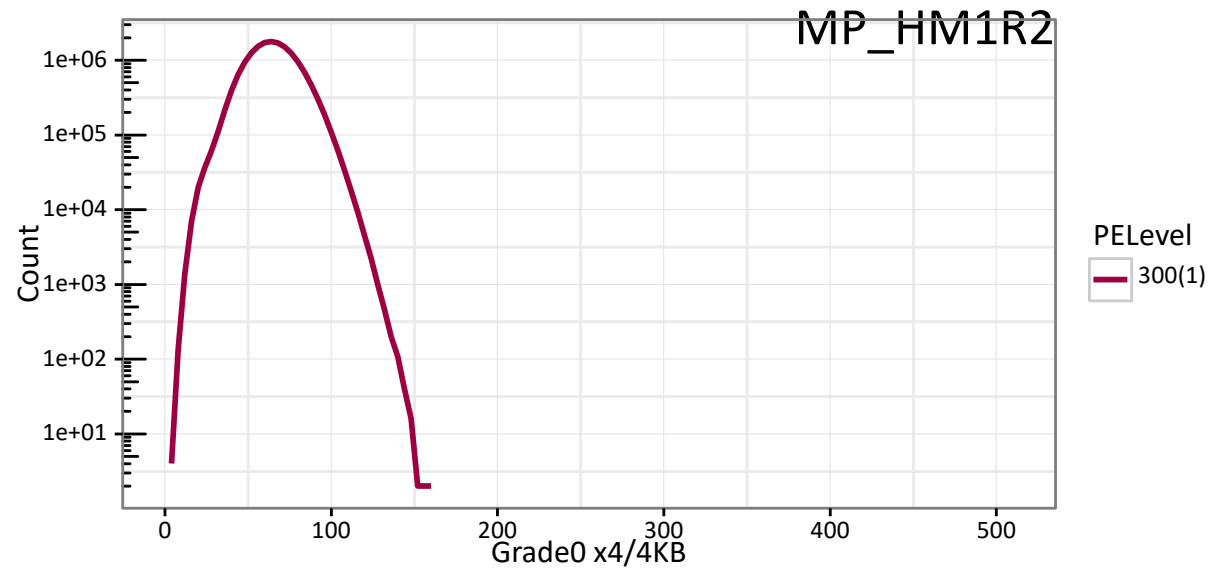
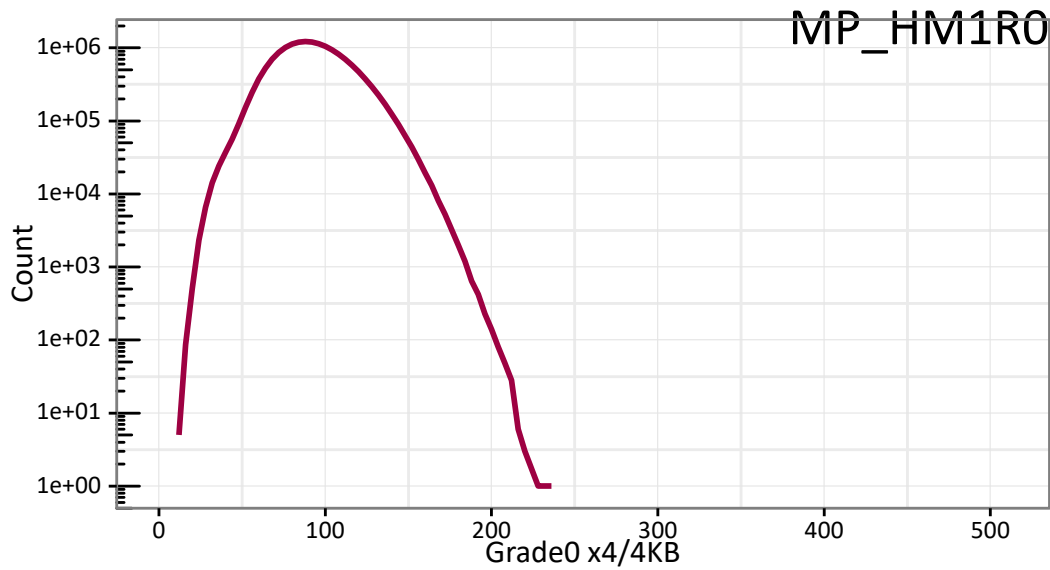
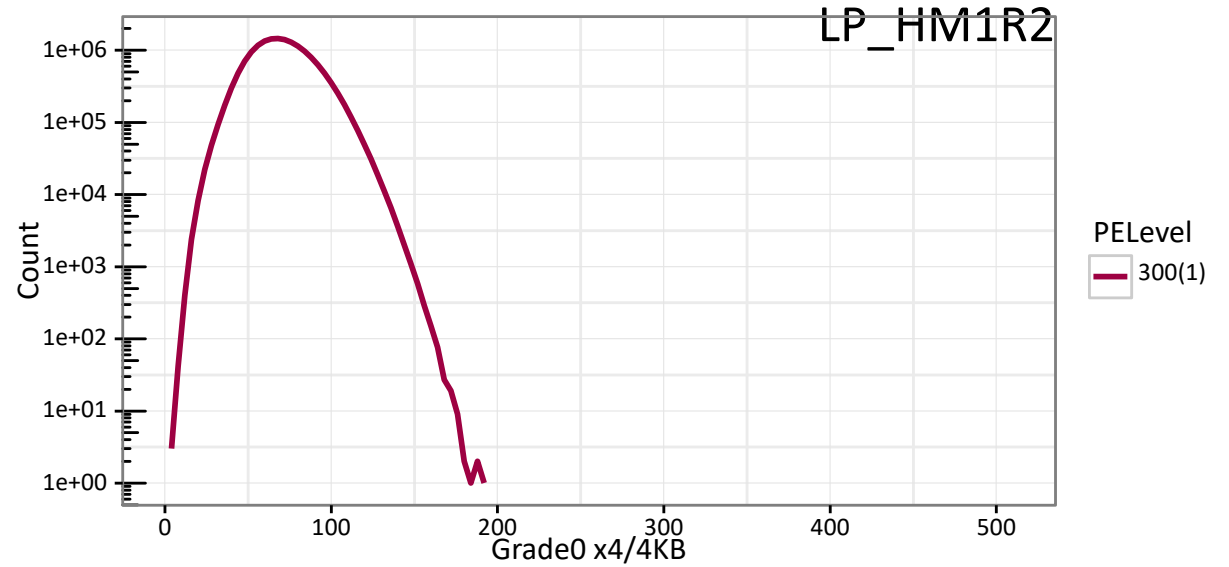
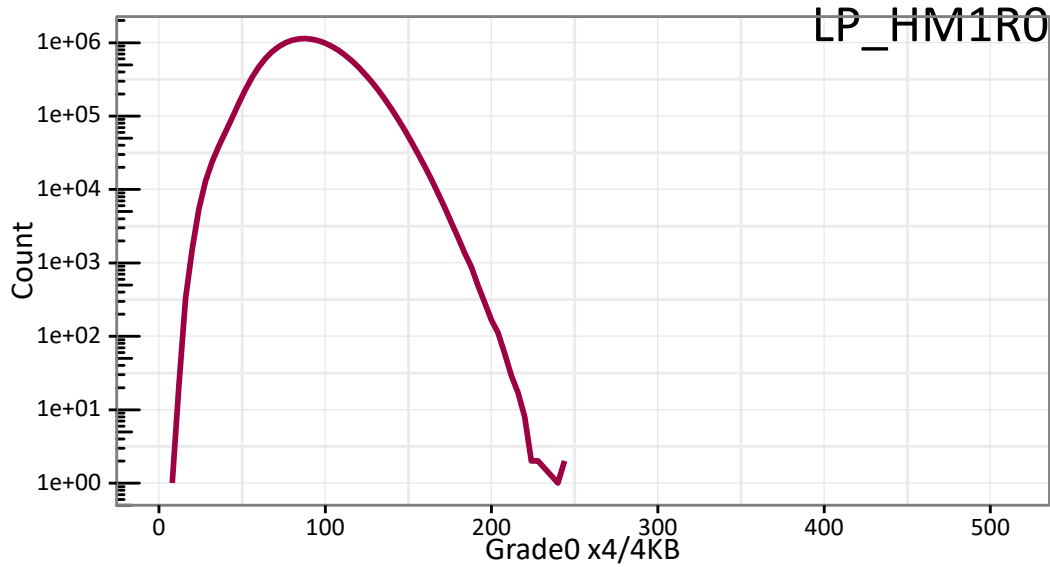
# CP1a\_SLC: 10M SPRD HM

Qual06\_step\_11



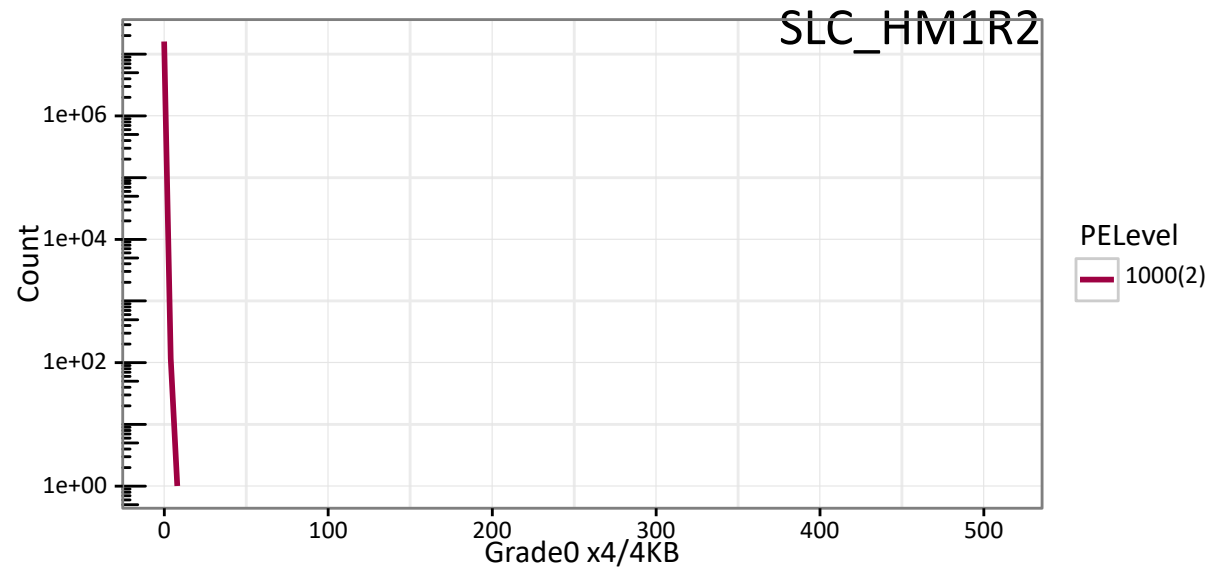
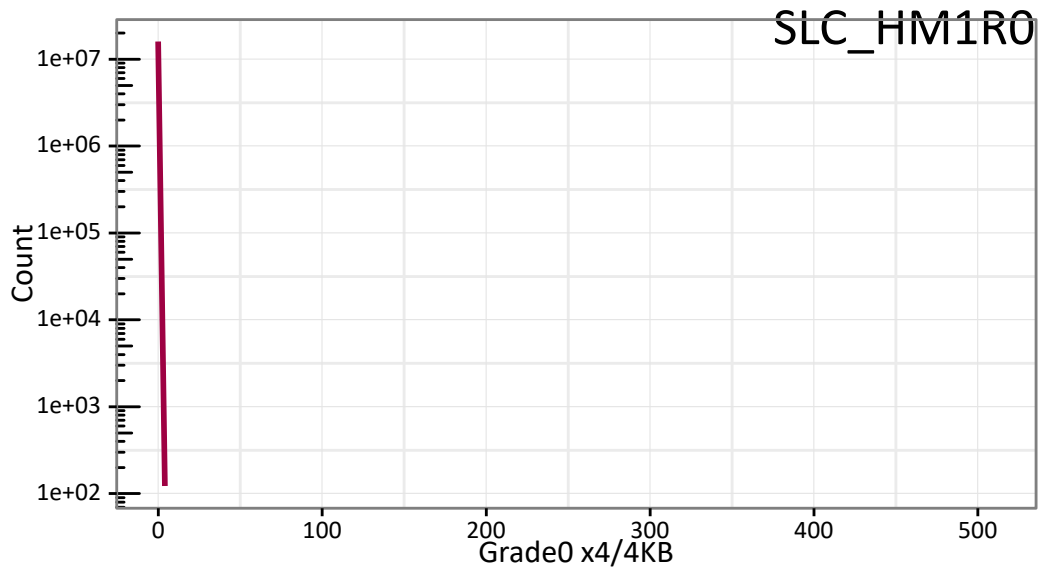
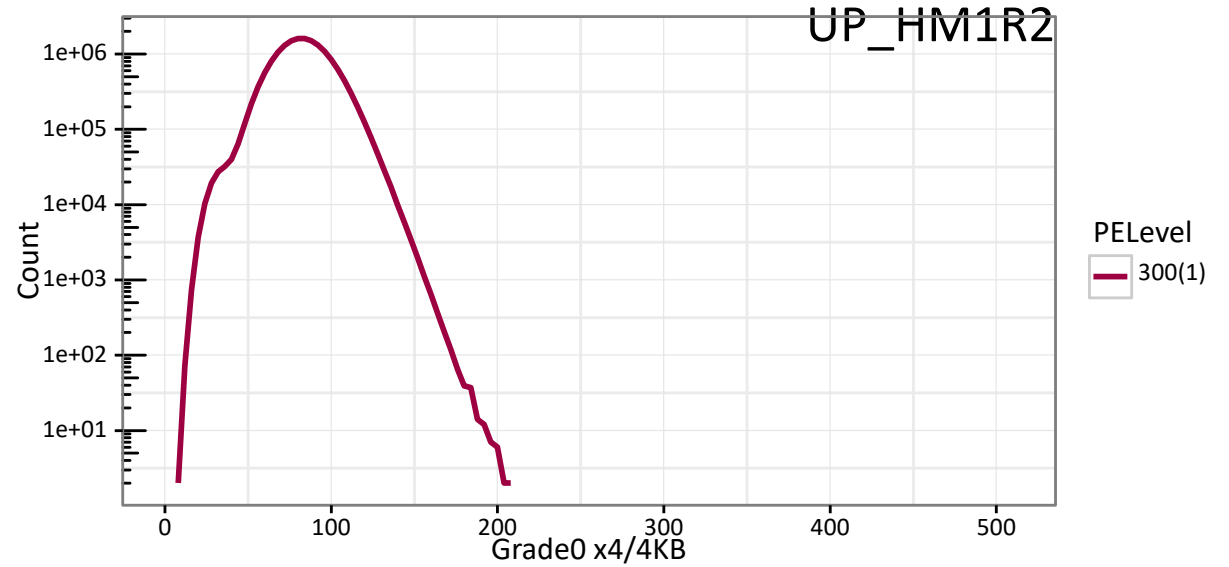
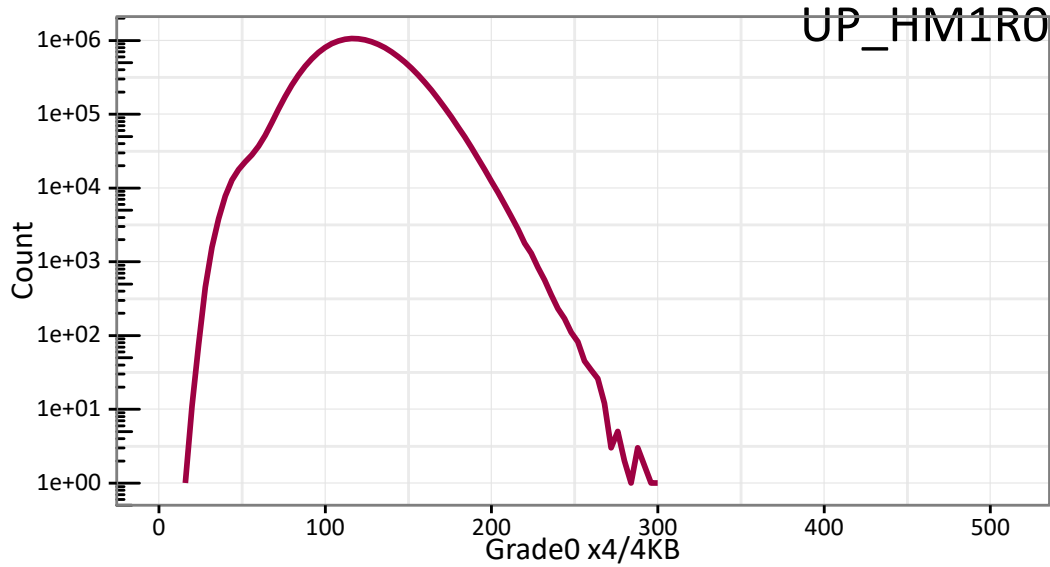
# CP2/CP1b: 30 MONTH HTDR HM

Qual06\_step\_14



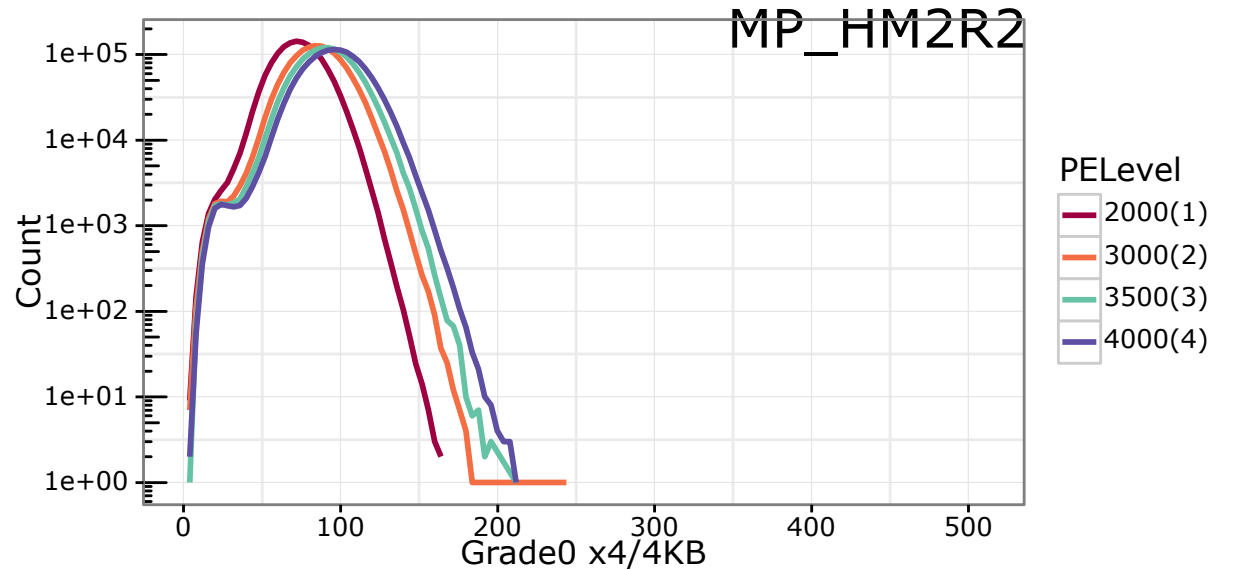
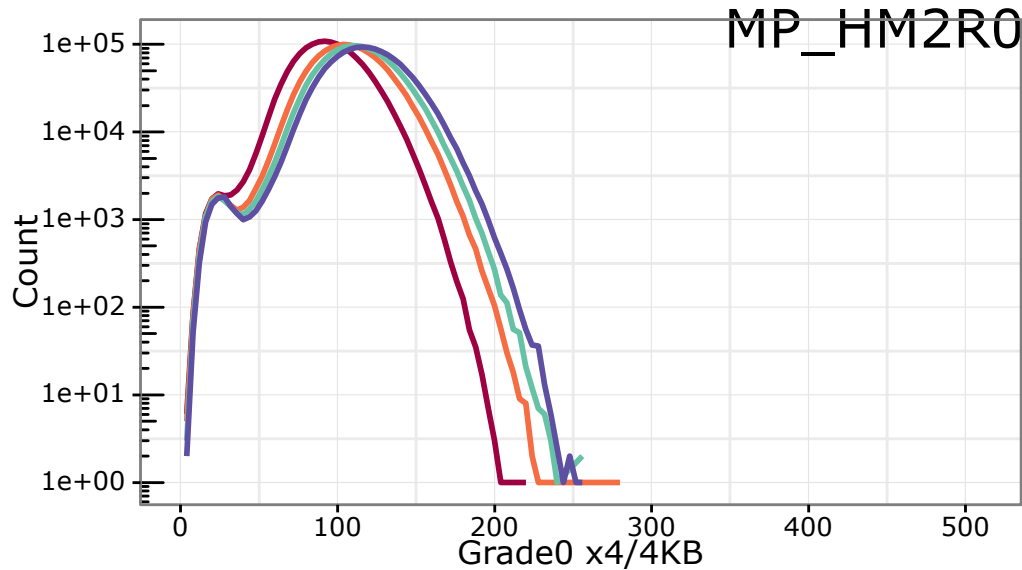
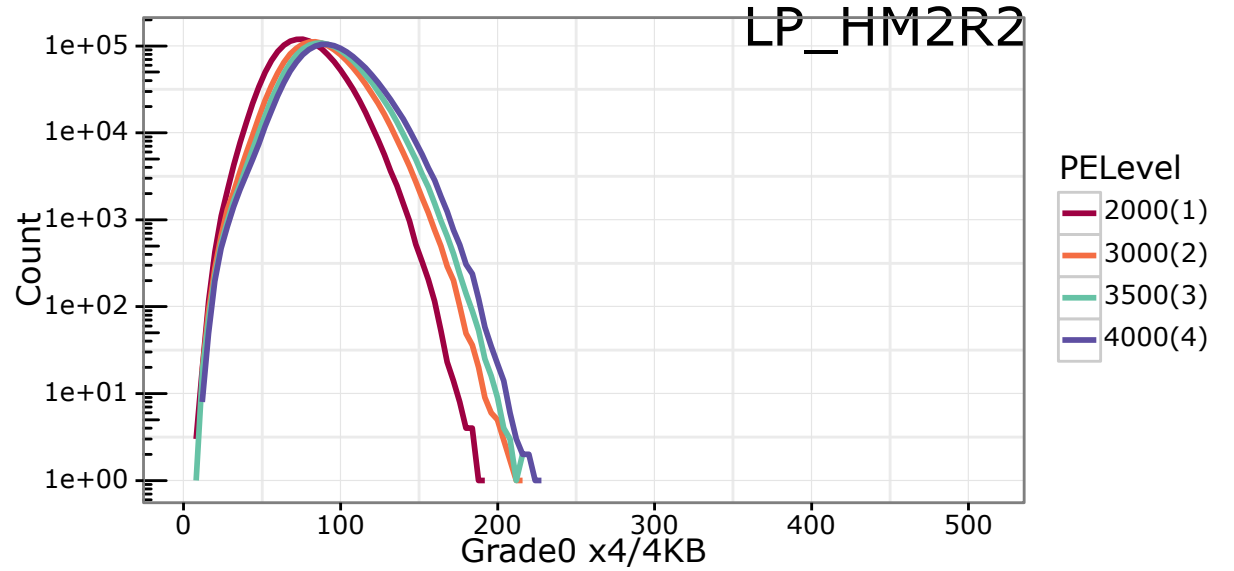
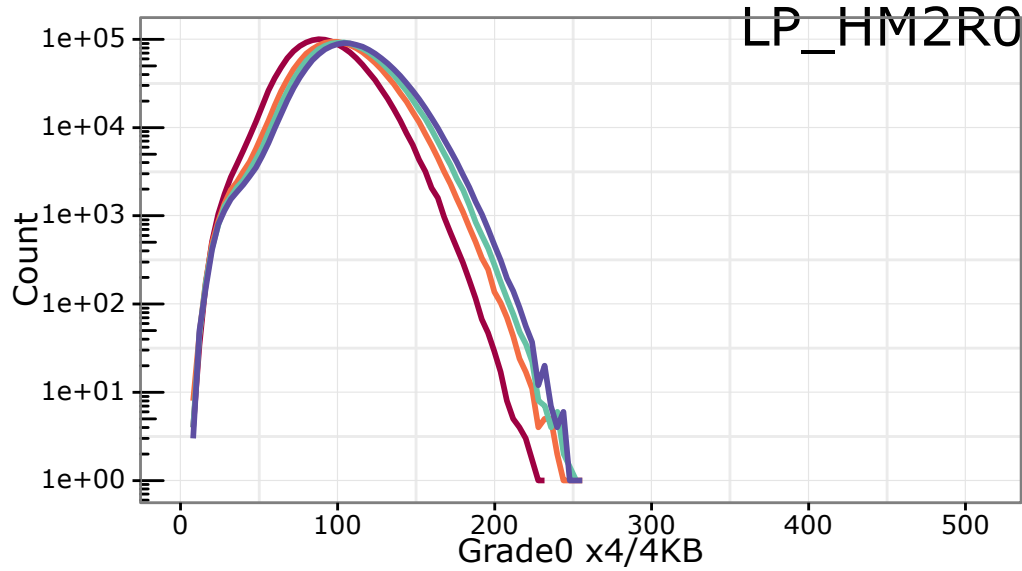
# CP2/CP1b: 30 MONTH HTDR HM

Qual06\_step\_14



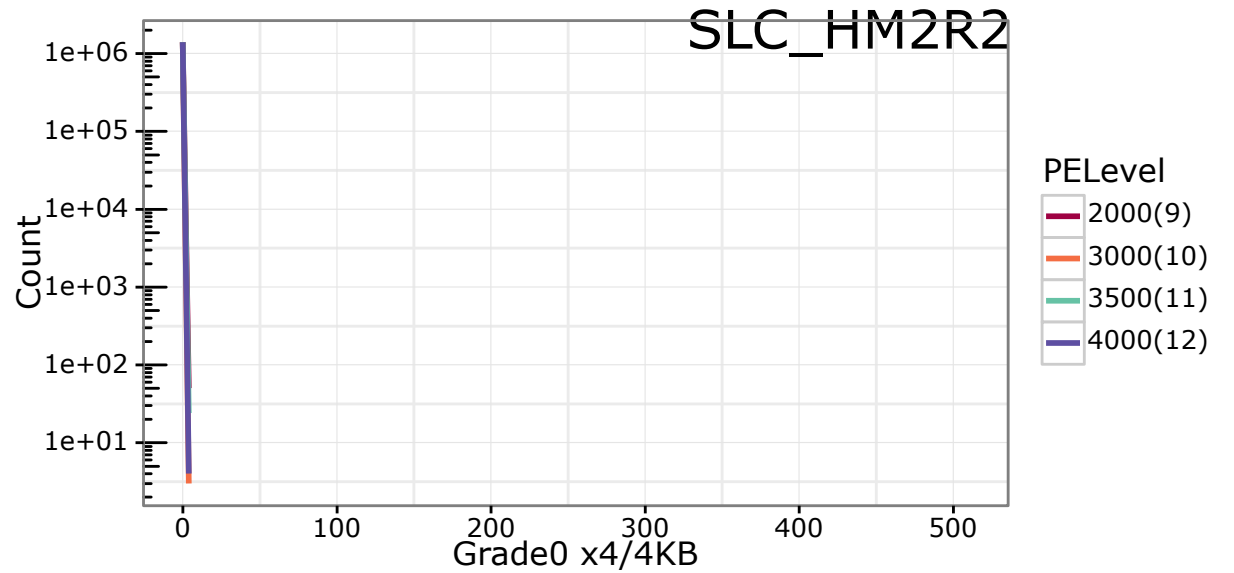
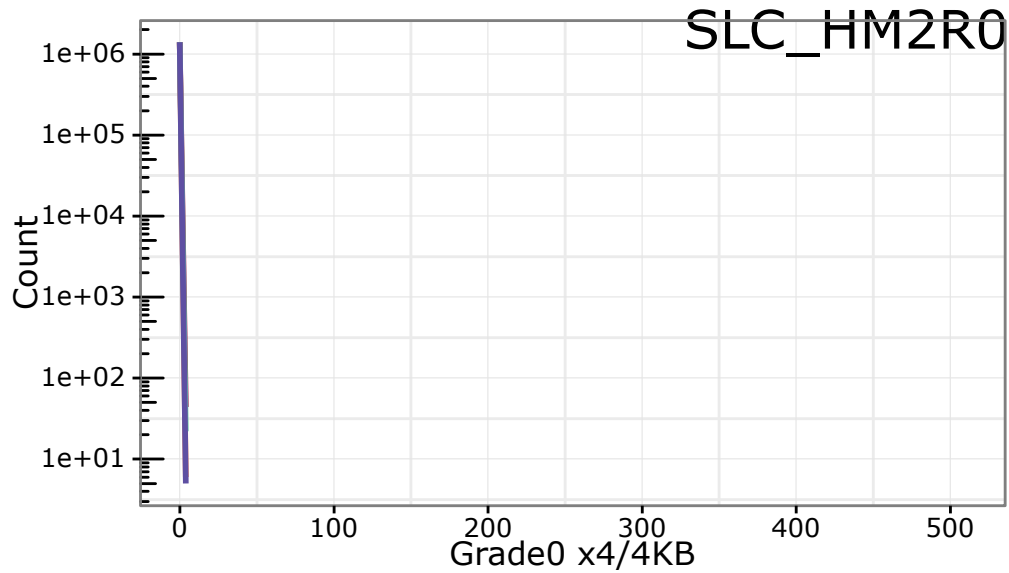
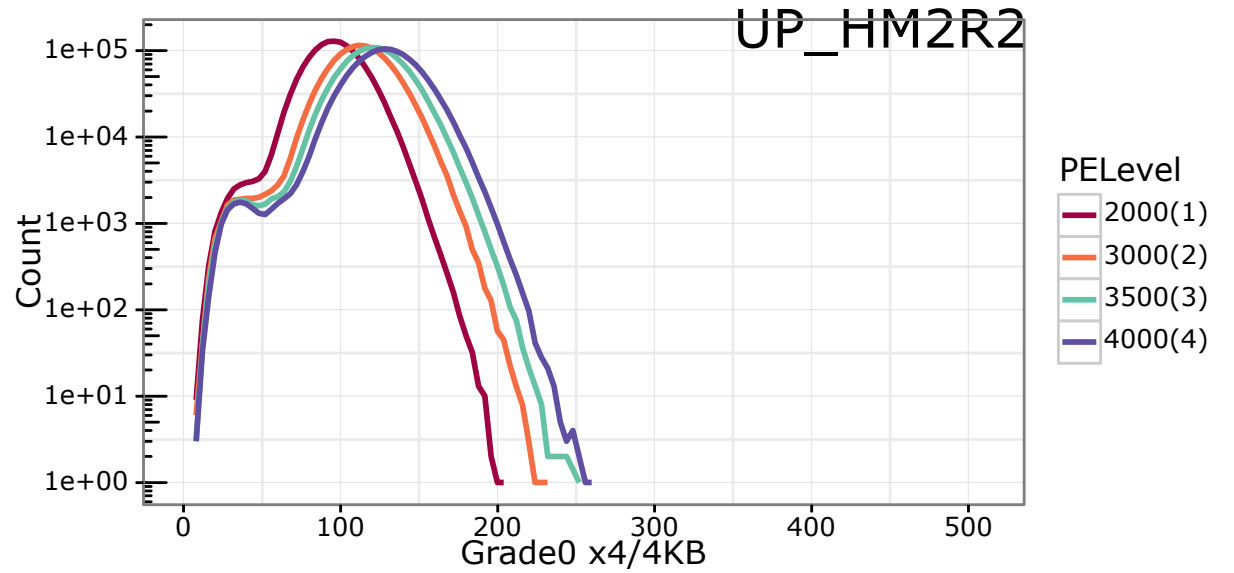
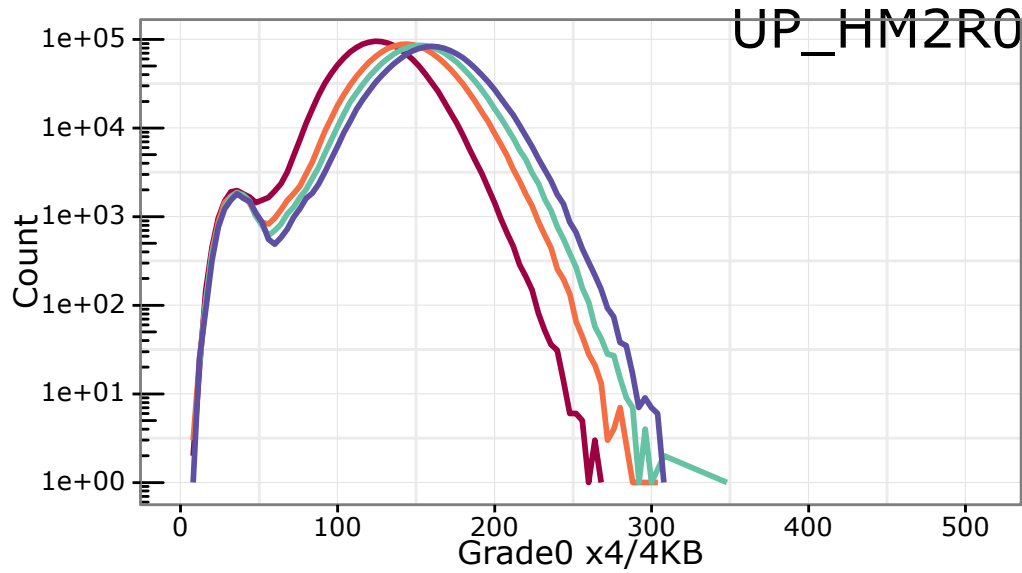
# CP3close: HM\_INDEPTH\_PROGRAM(12Month HTDR)

PQC04\_step\_59



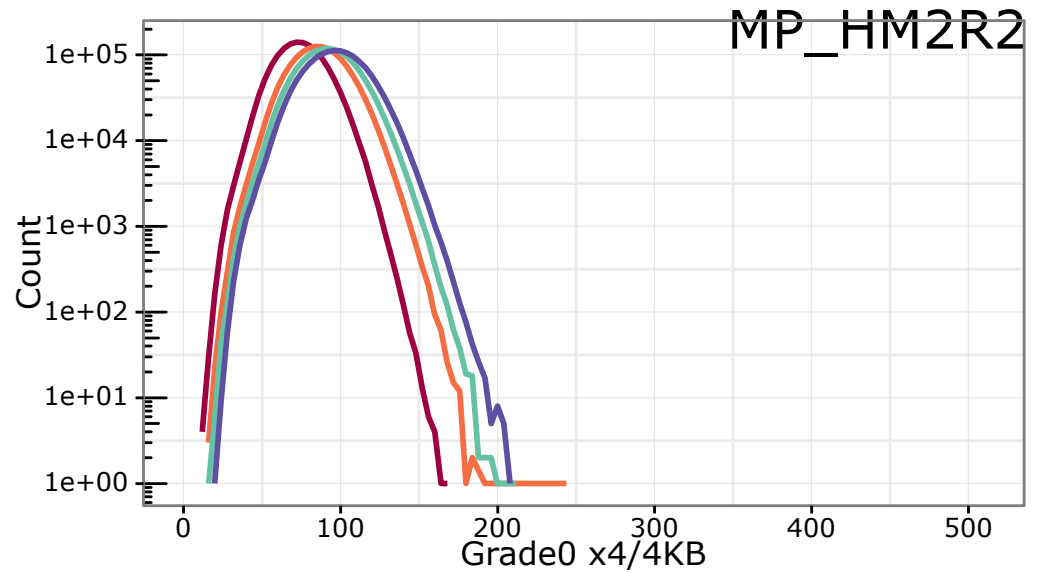
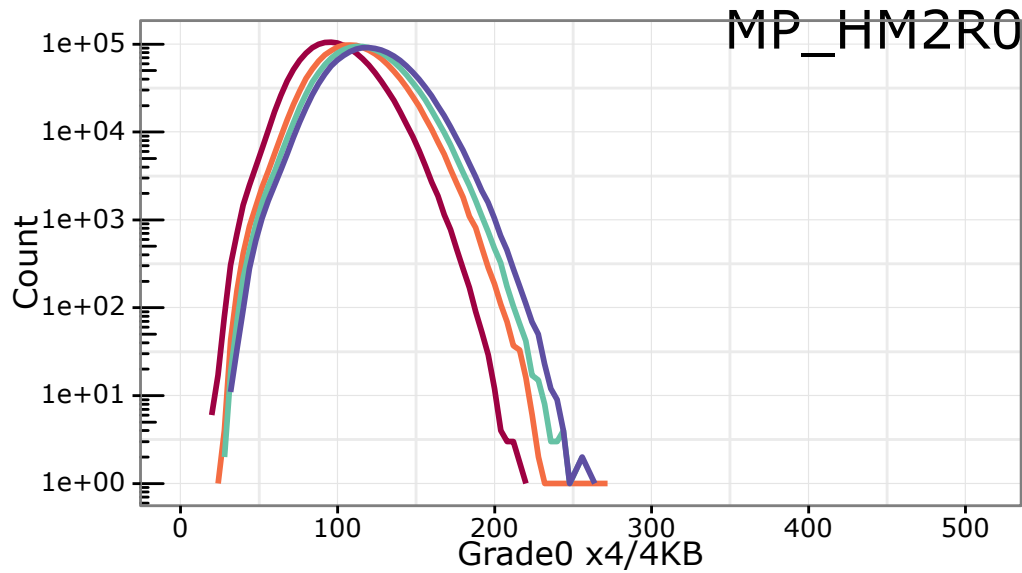
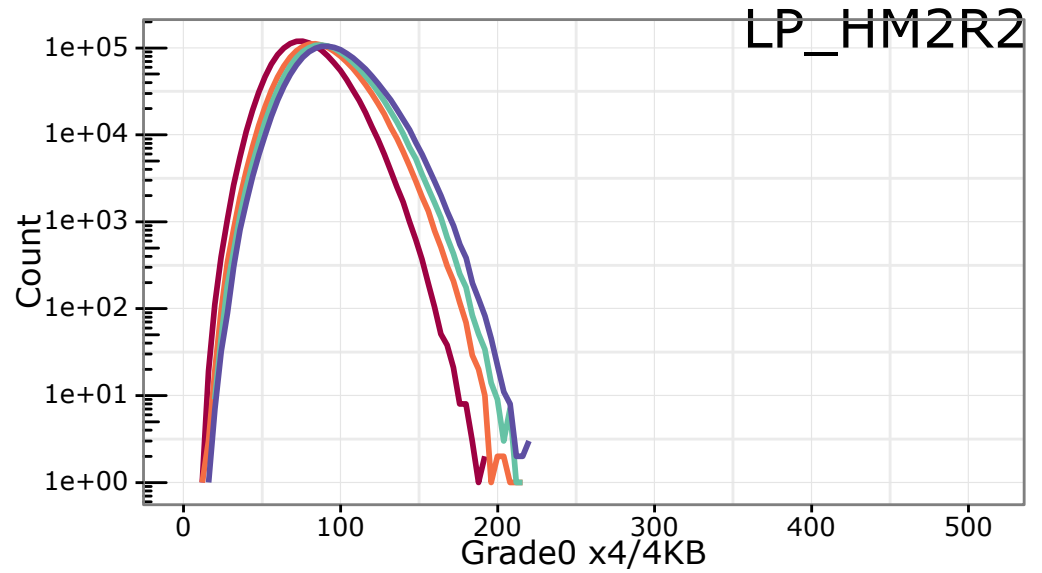
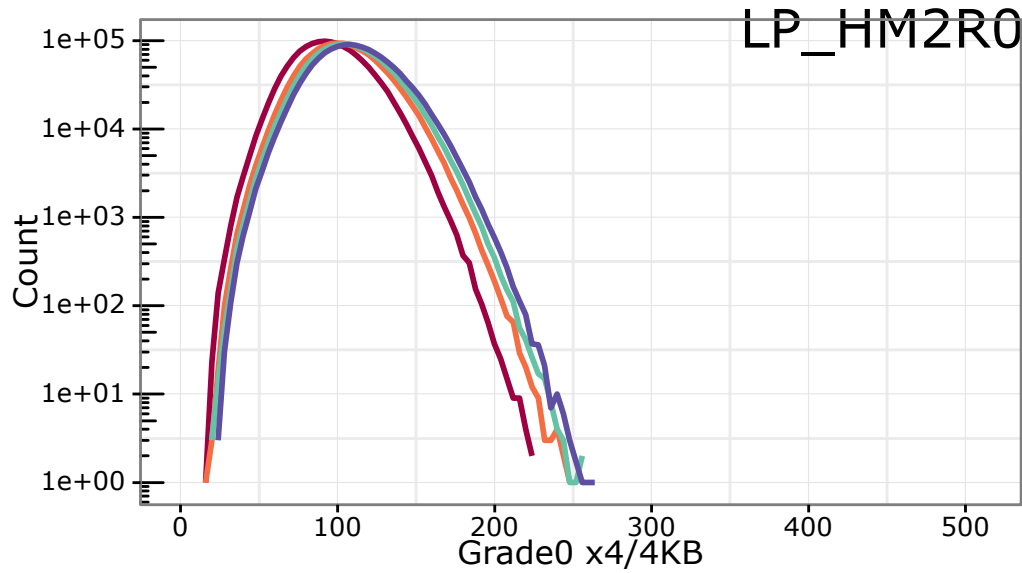
# CP3close: HM\_INDEPTH\_PROGRAM(12Month HTDR)

PQC04\_step\_59



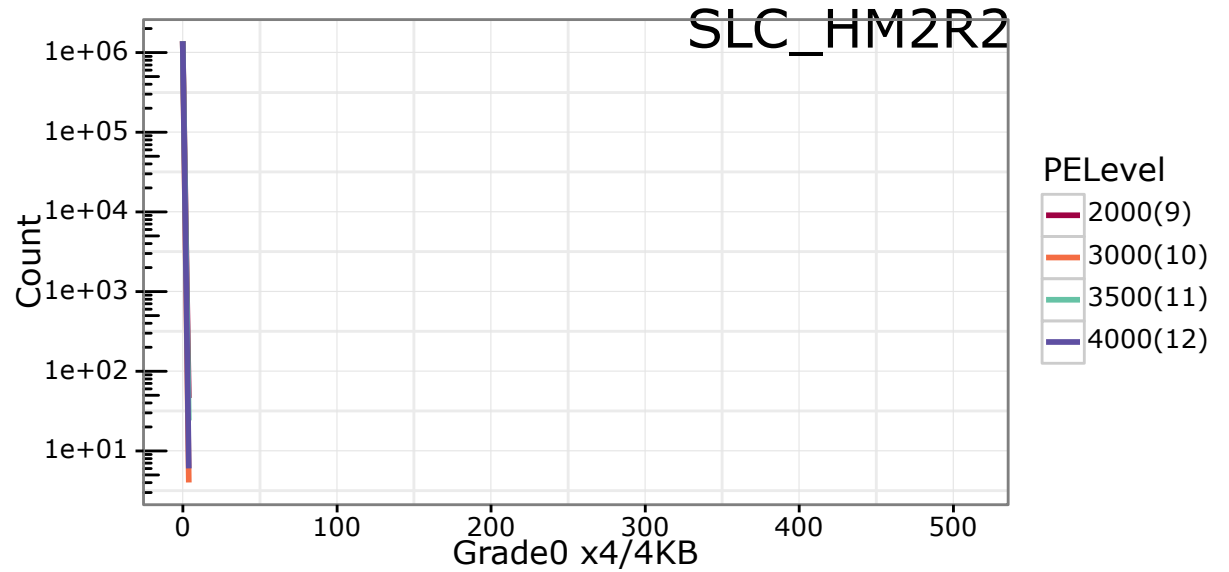
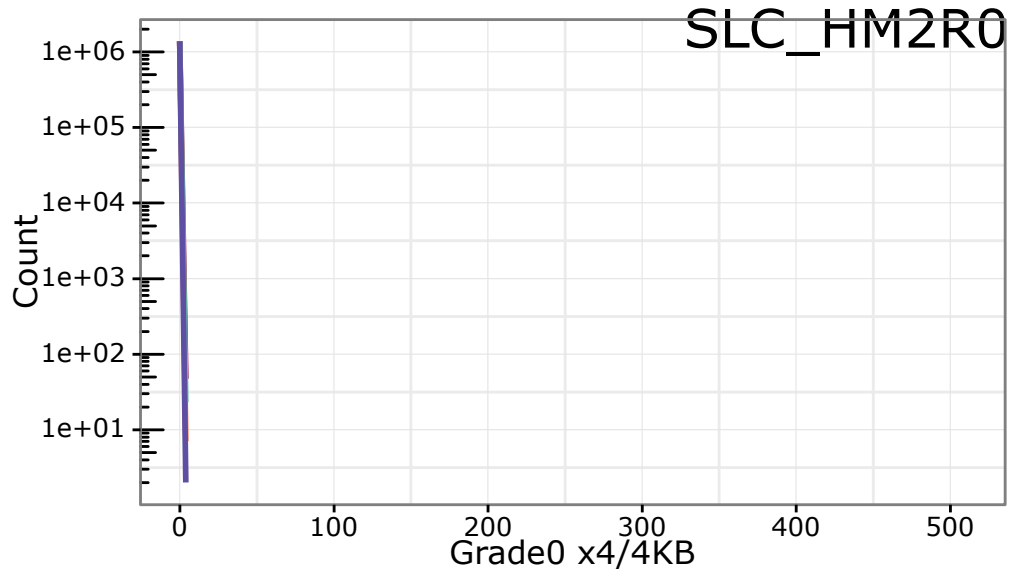
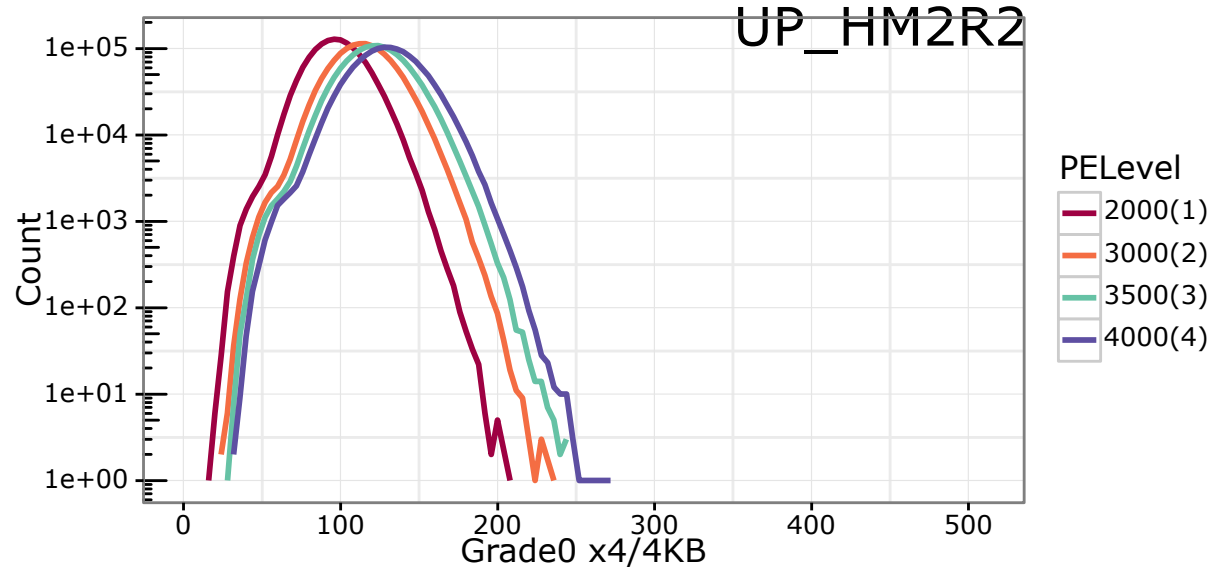
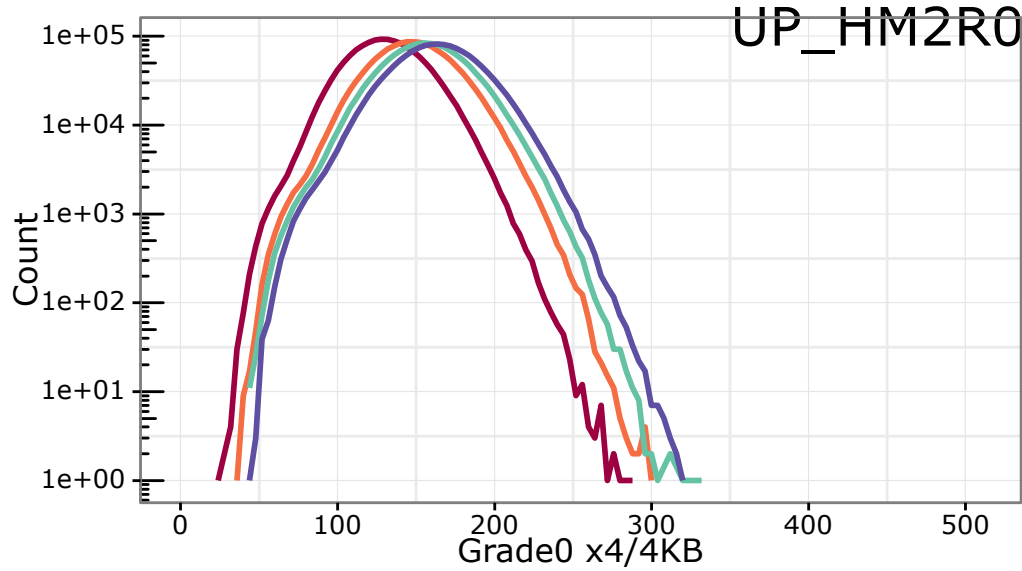
# CP3aopen: HM Xtemp in\_depth (12Month HTDR)

PQC04\_step\_50

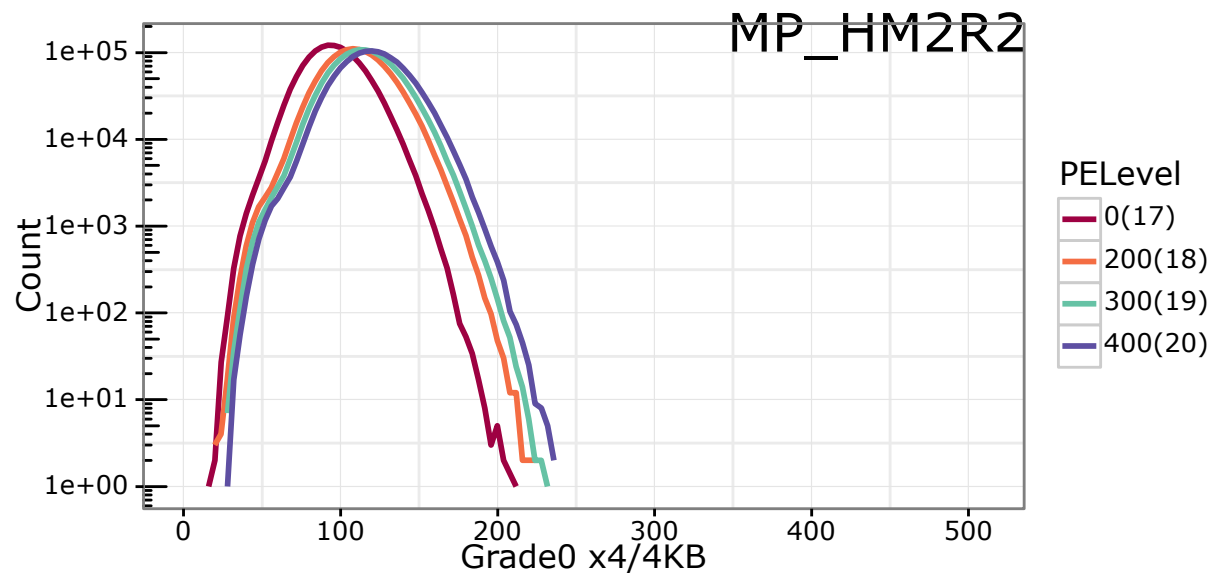
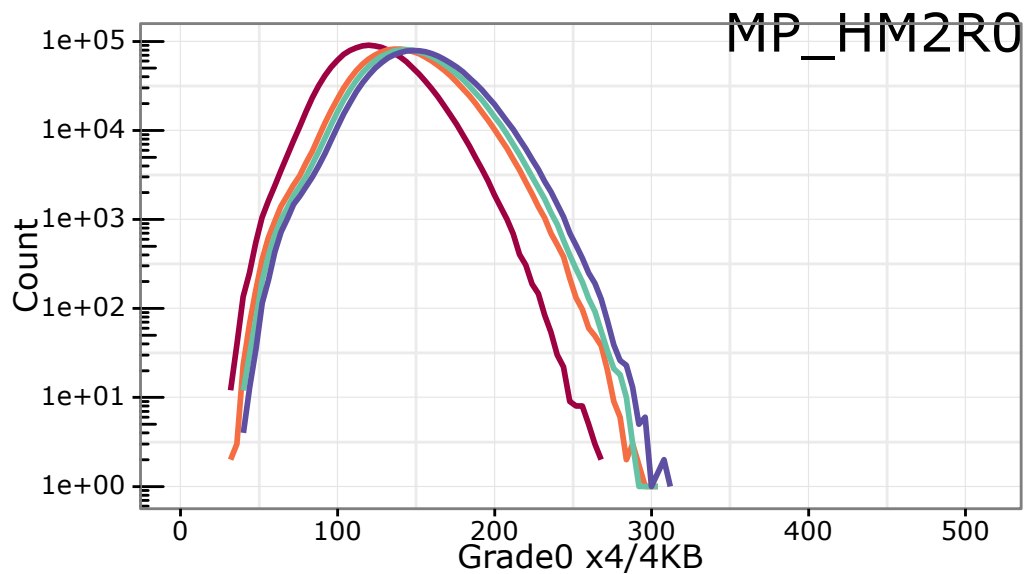
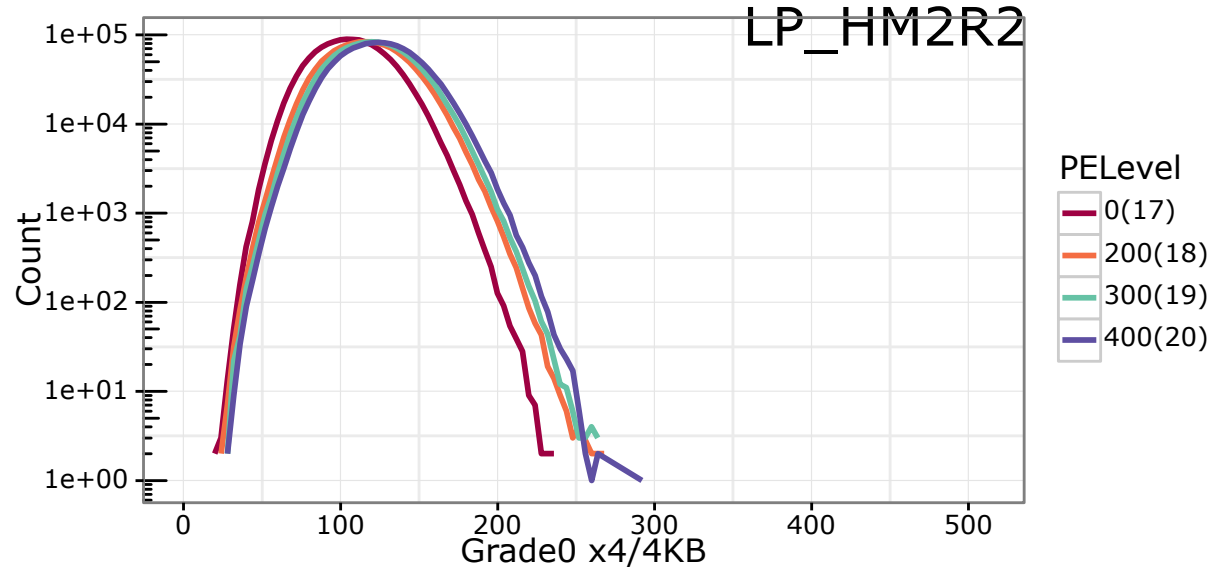
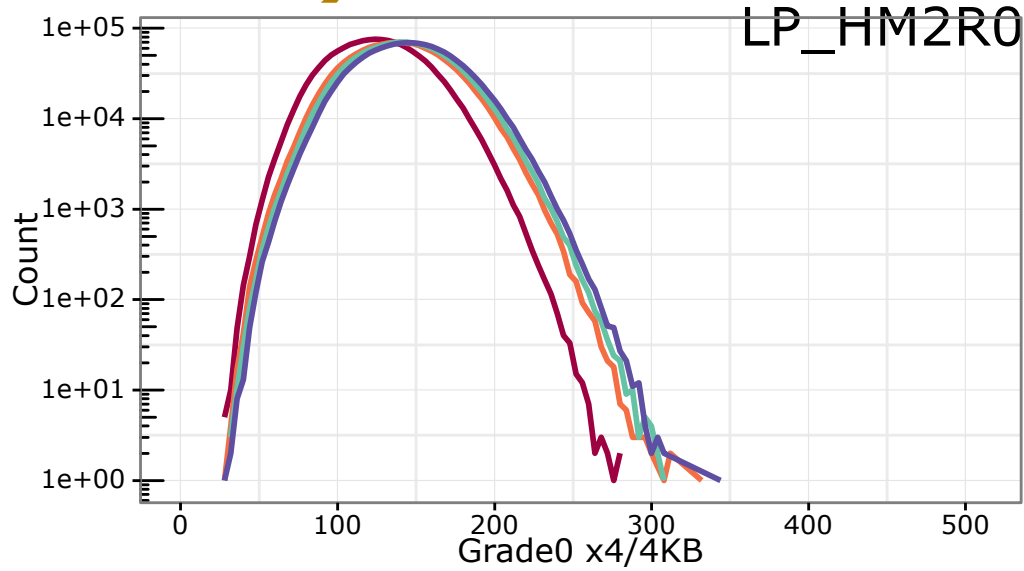


# CP3aopen: HM Xtemp in\_depth (12Month HTDR)

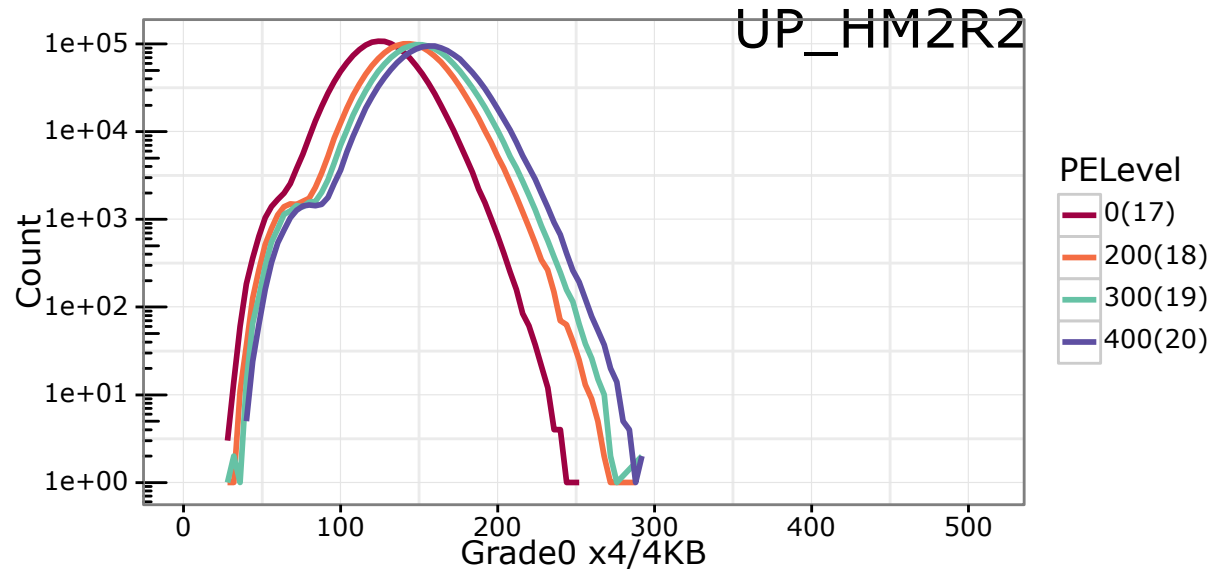
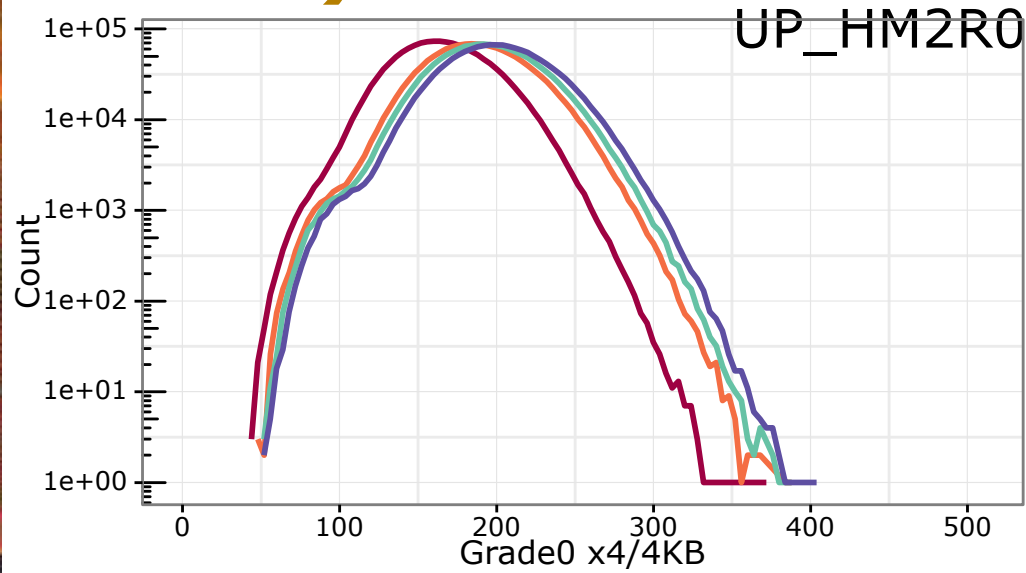
PQC04\_step\_50



# CP4aopen: health\_monitor X\_temp\_low (12Month PQC04\_step\_53 HTDR)

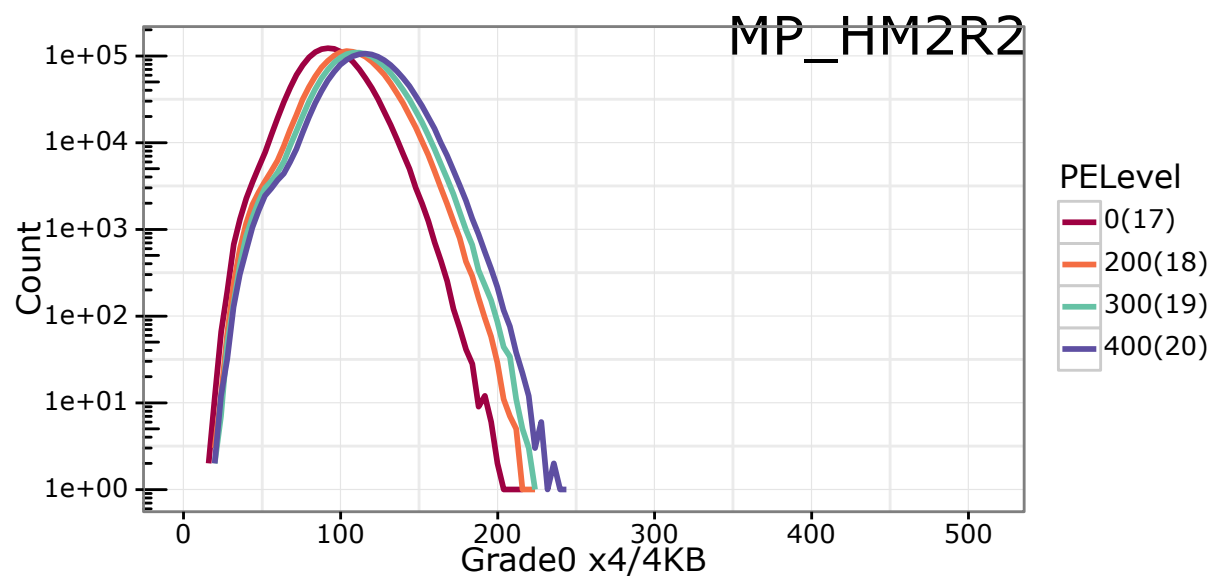
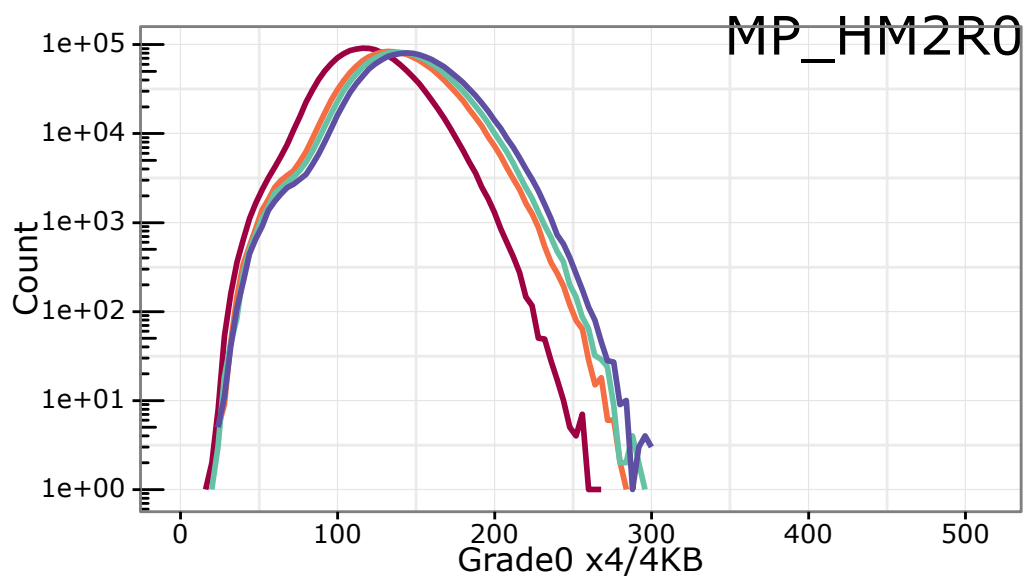
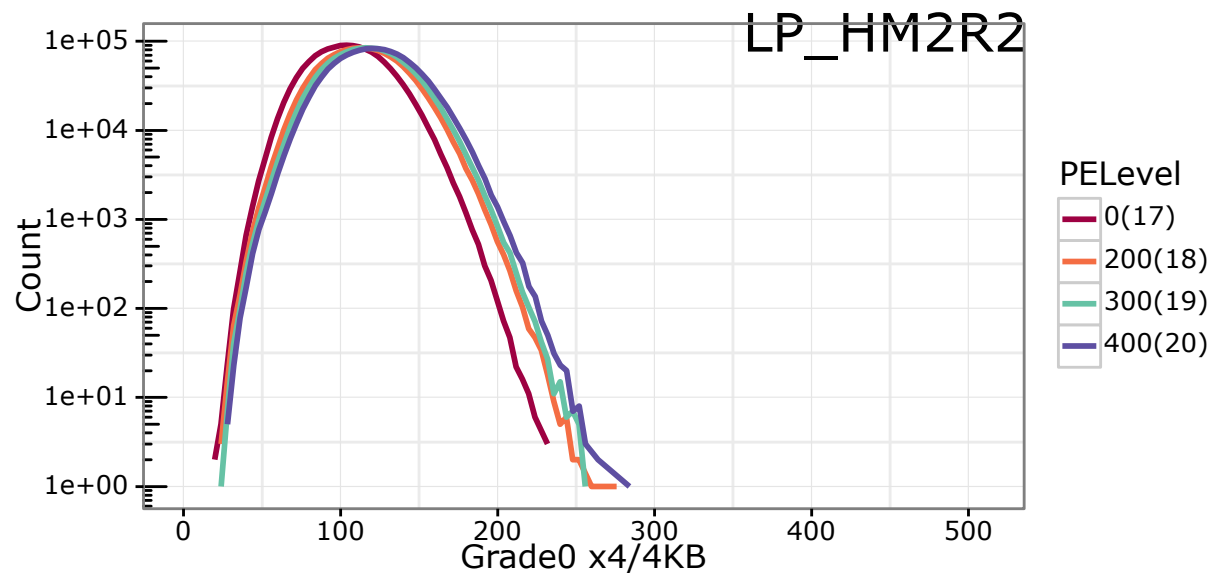
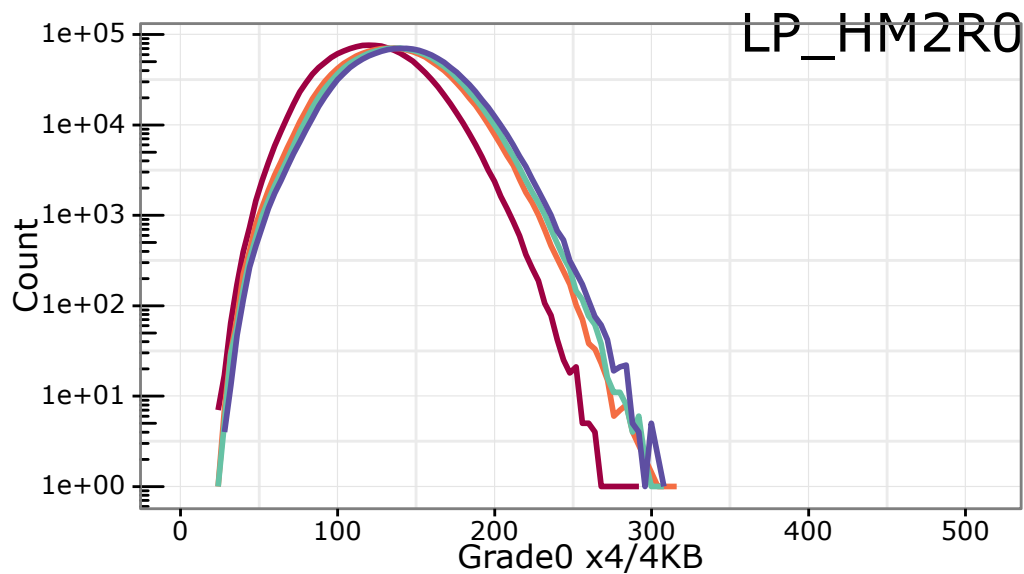


# CP4aopen: health\_monitor X\_temp\_low (12Month PQC04\_step\_53 HTDR)



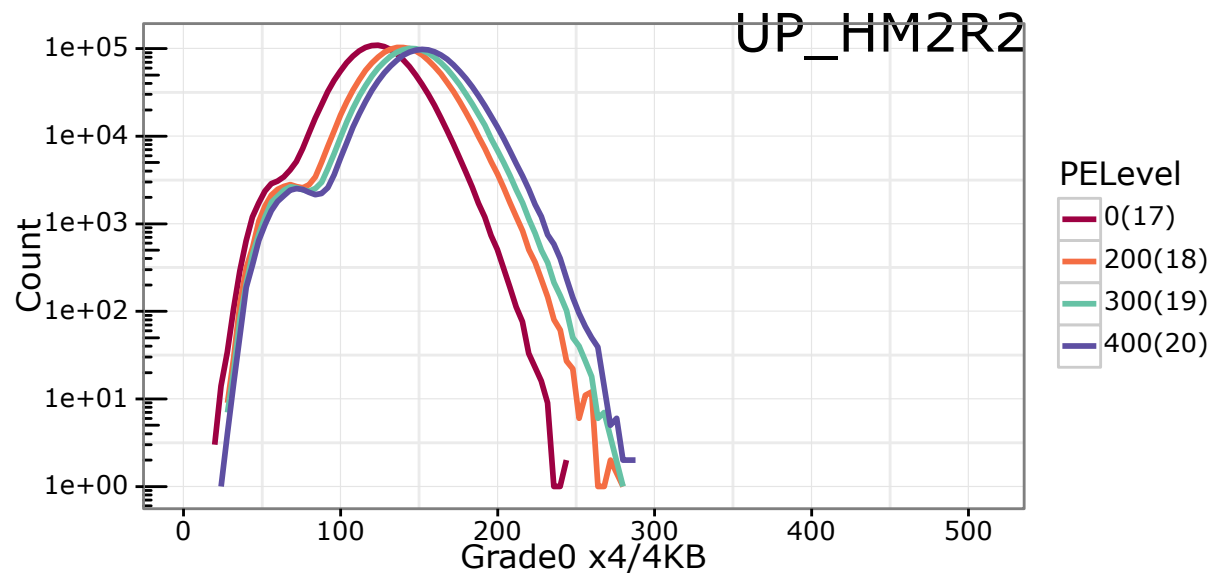
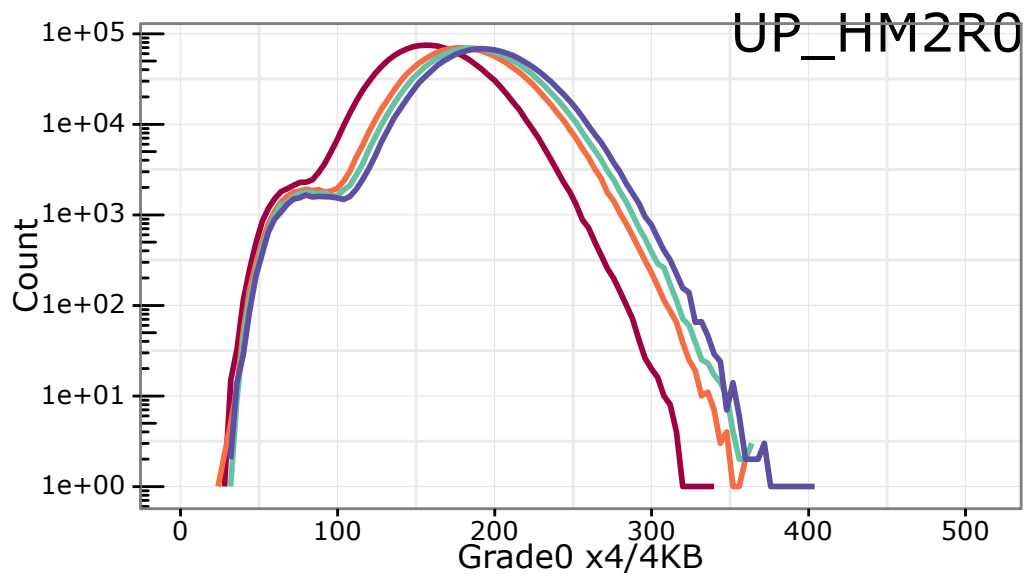
# CP4aclose: HM Xtemp in\_depth (12Month HTDR)

PQC04\_step\_62



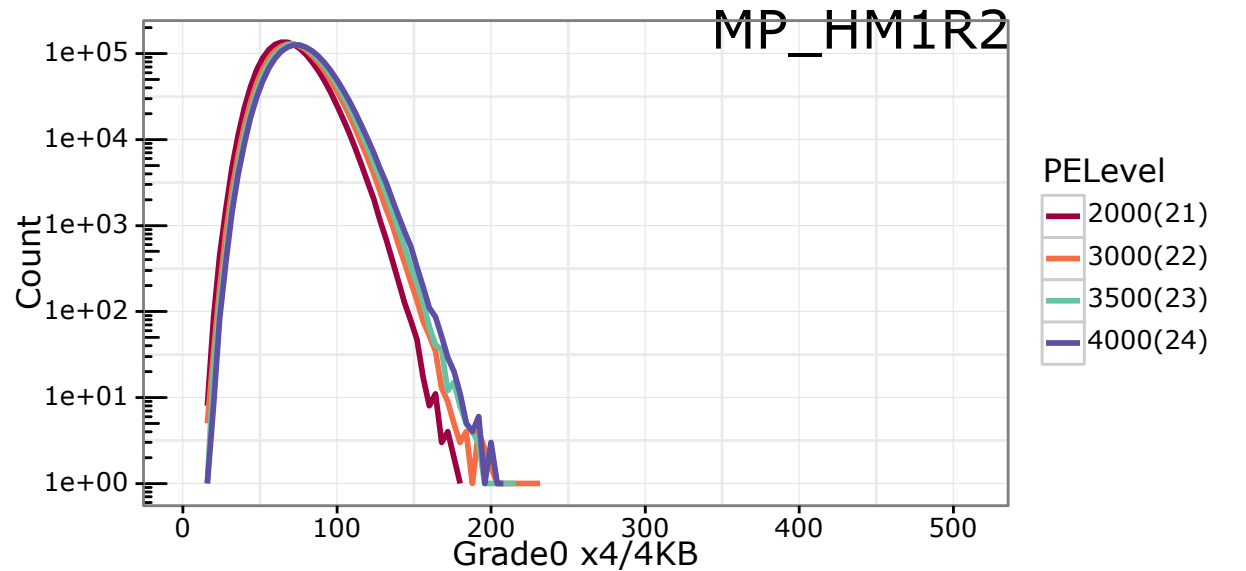
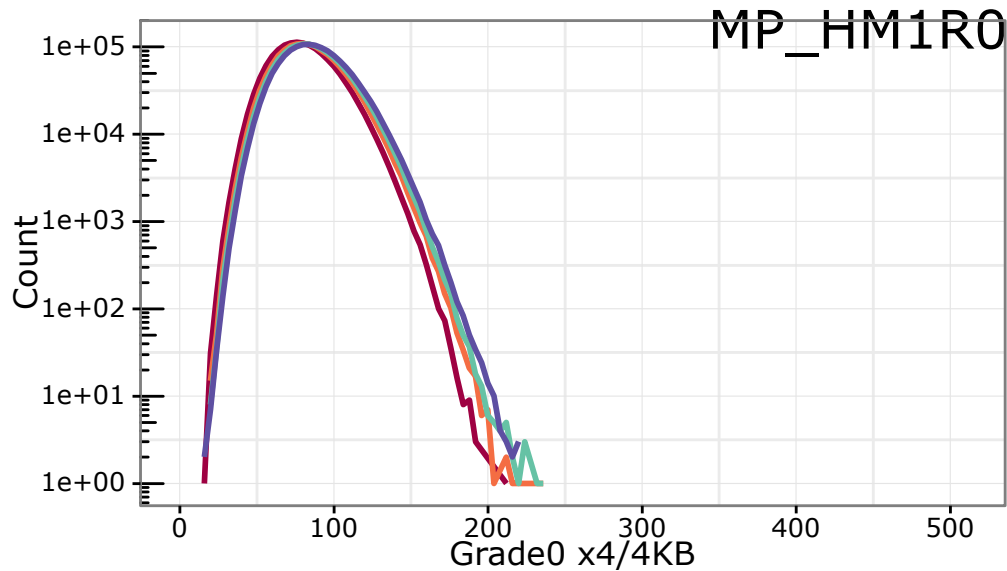
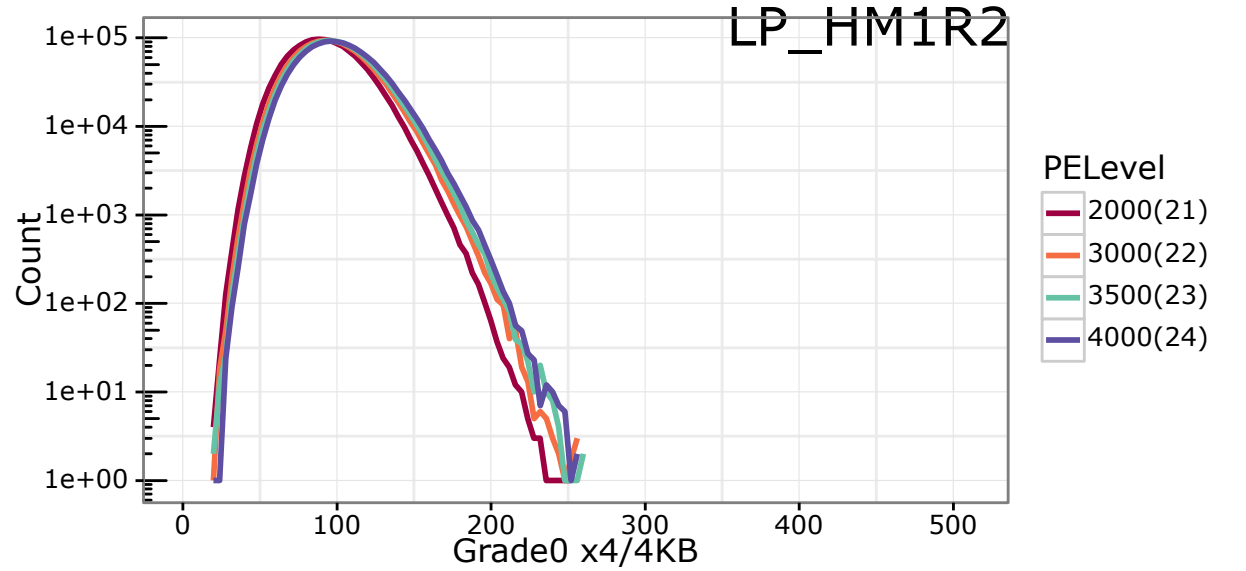
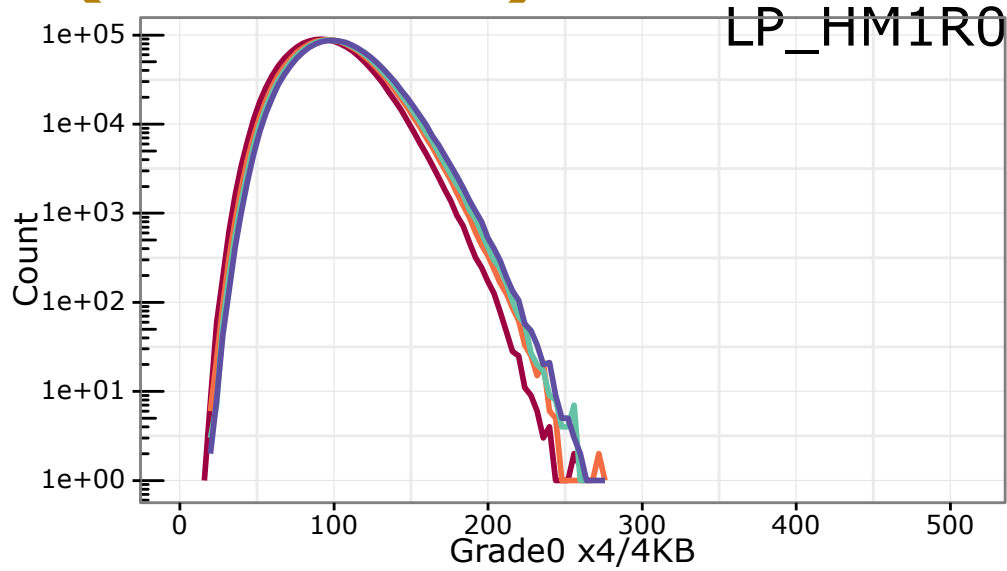
# CP4aclose: HM Xtemp in\_depth (12Month HTDR)

PQC04\_step\_62



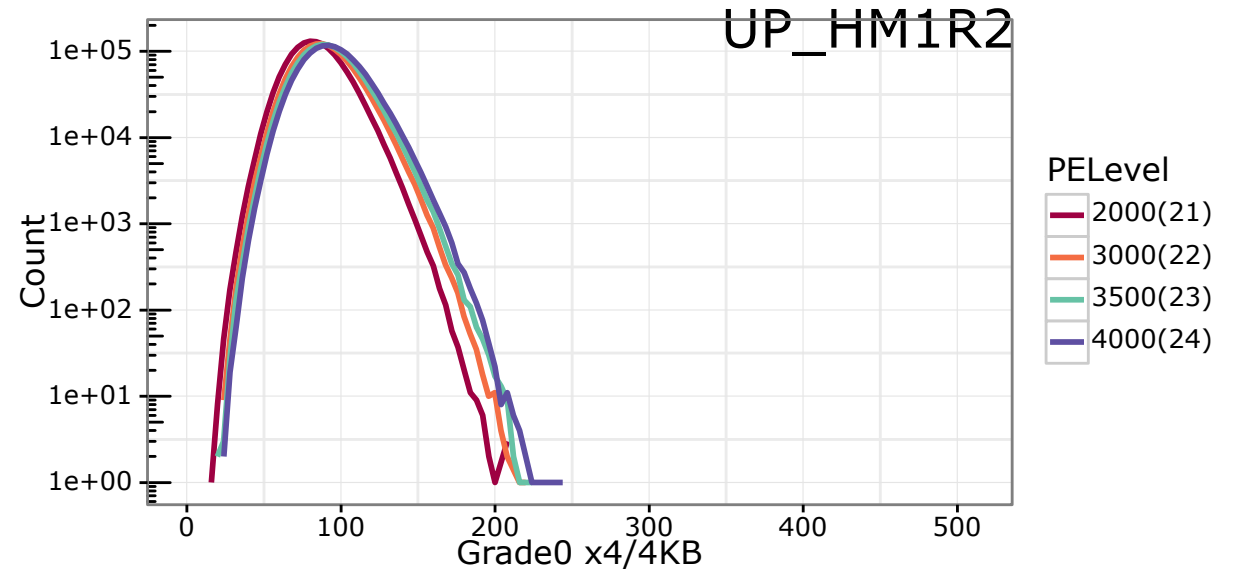
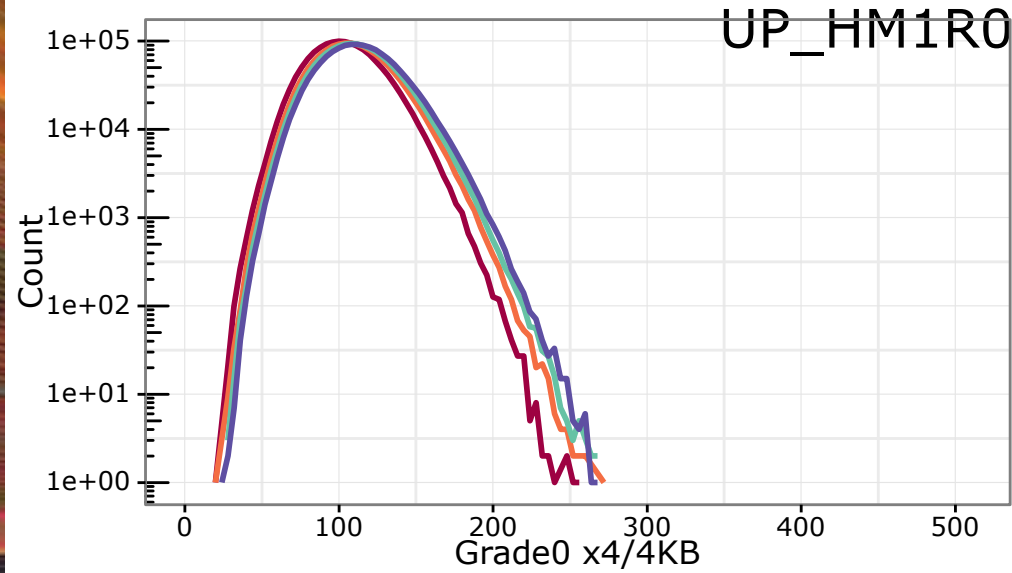
# CP4b: Post Cycling PD HM in\_depth Xtemp

PQC04\_step\_12  
(PARTIAL)



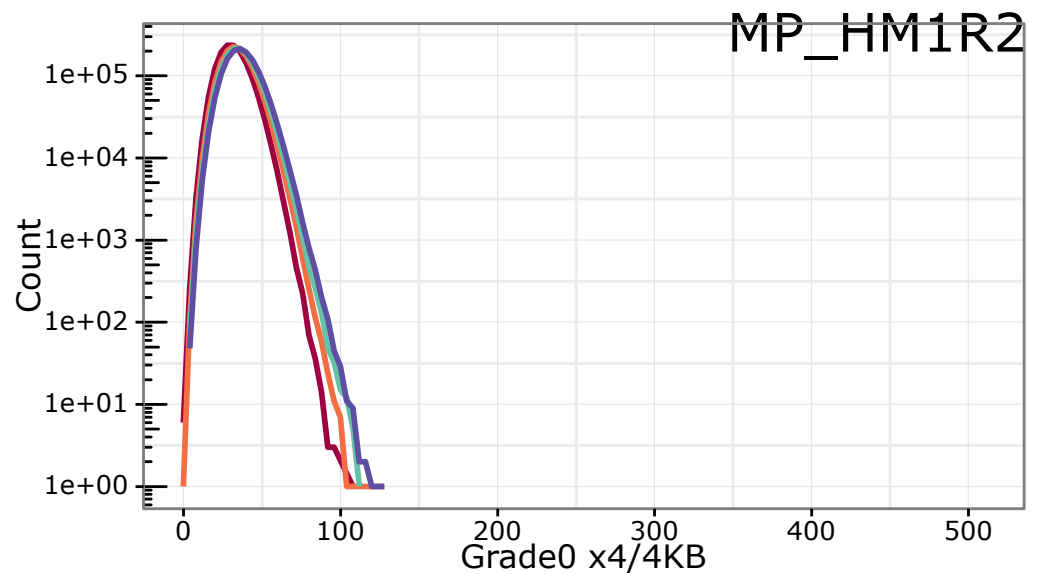
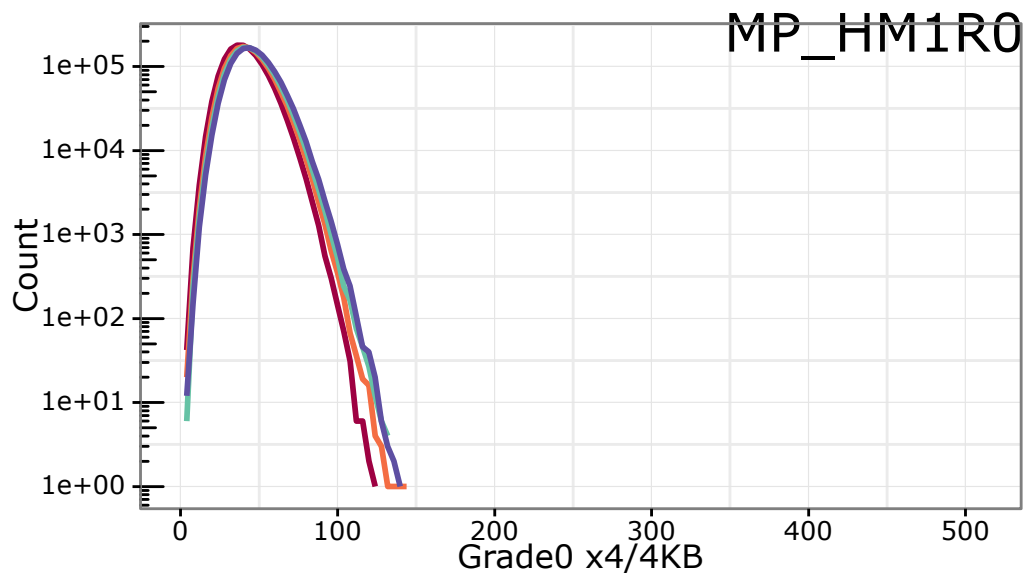
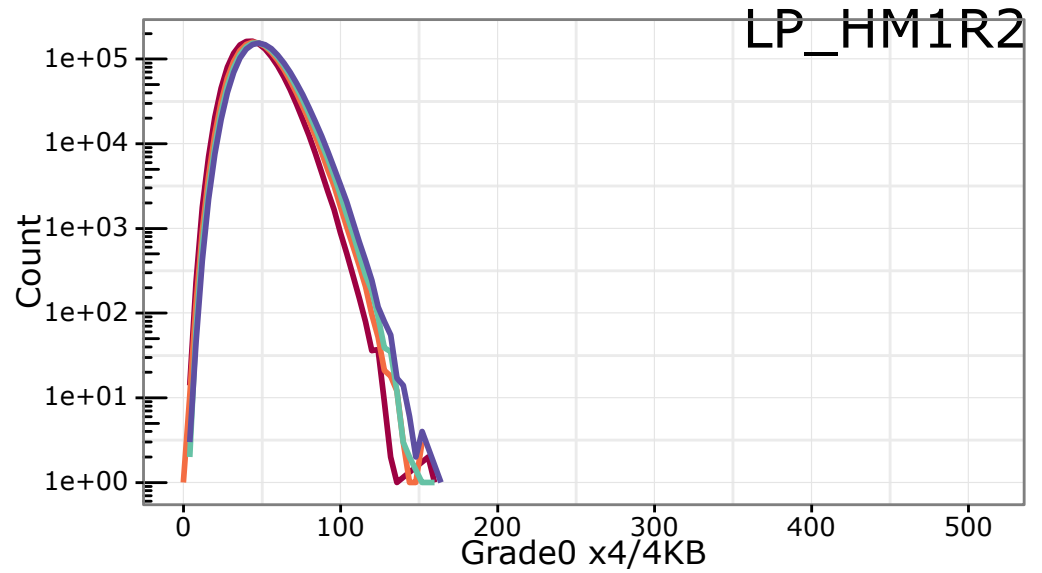
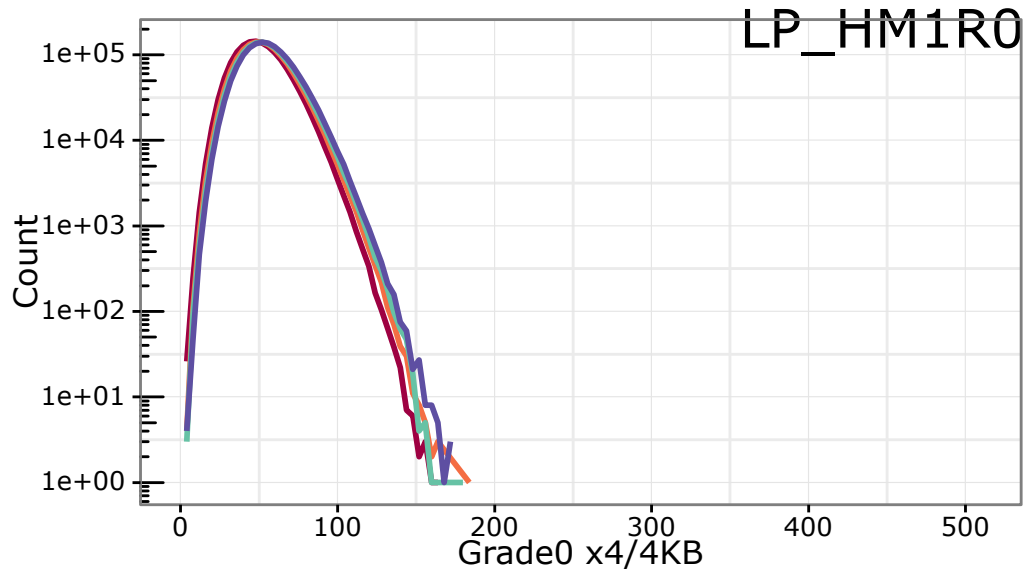
# CP4b: Post Cycling PD HM in\_depth Xtemp (PARTIAL)

PQC04\_step\_12



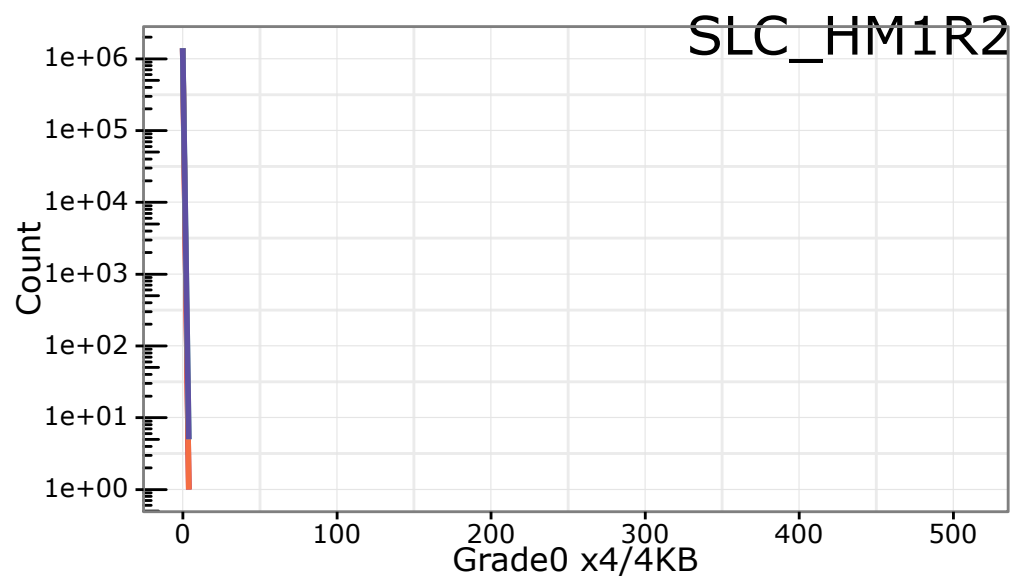
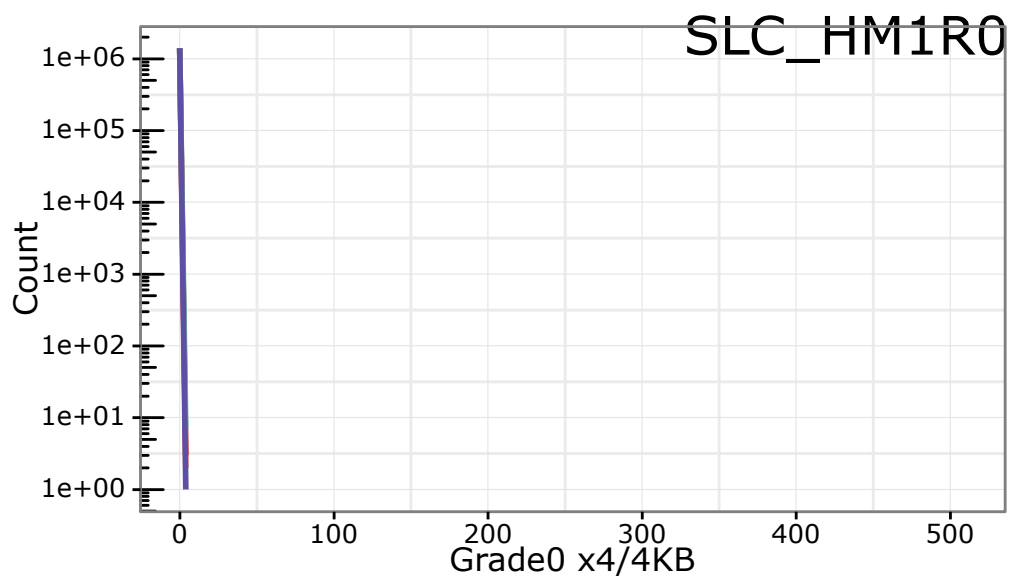
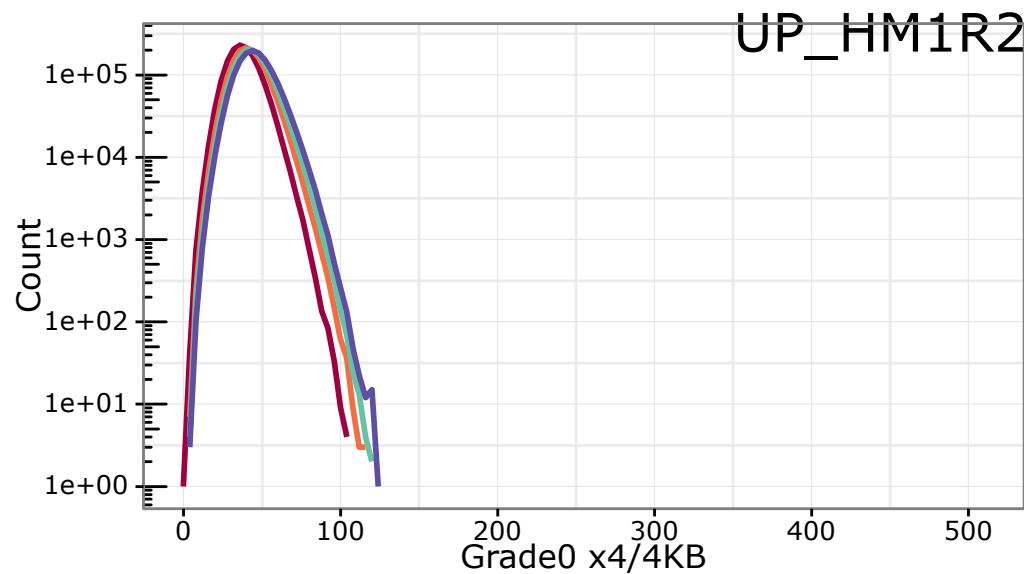
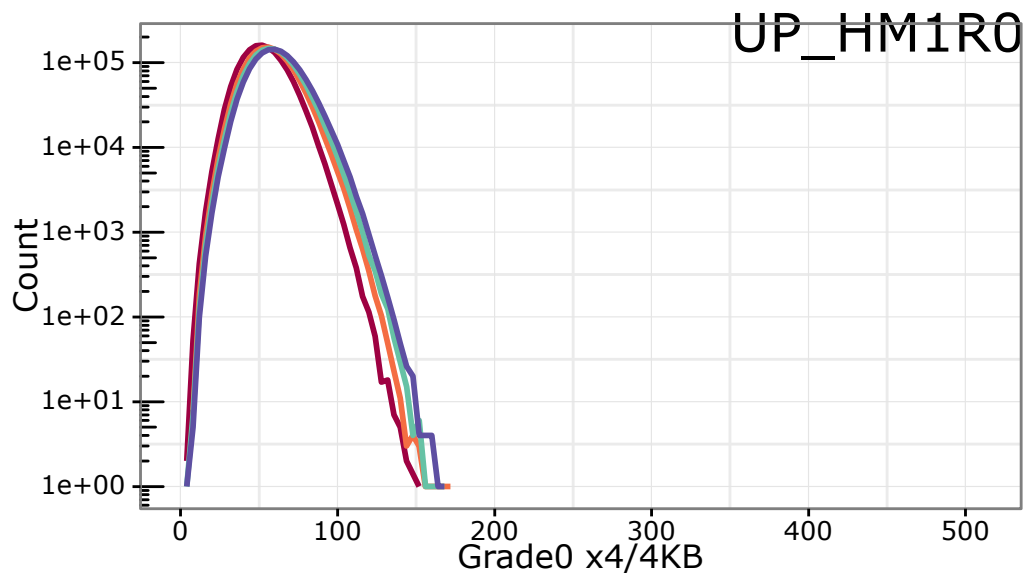
# CP5: 250K SPRD HM\_INDEPTH

PQC04\_step\_37



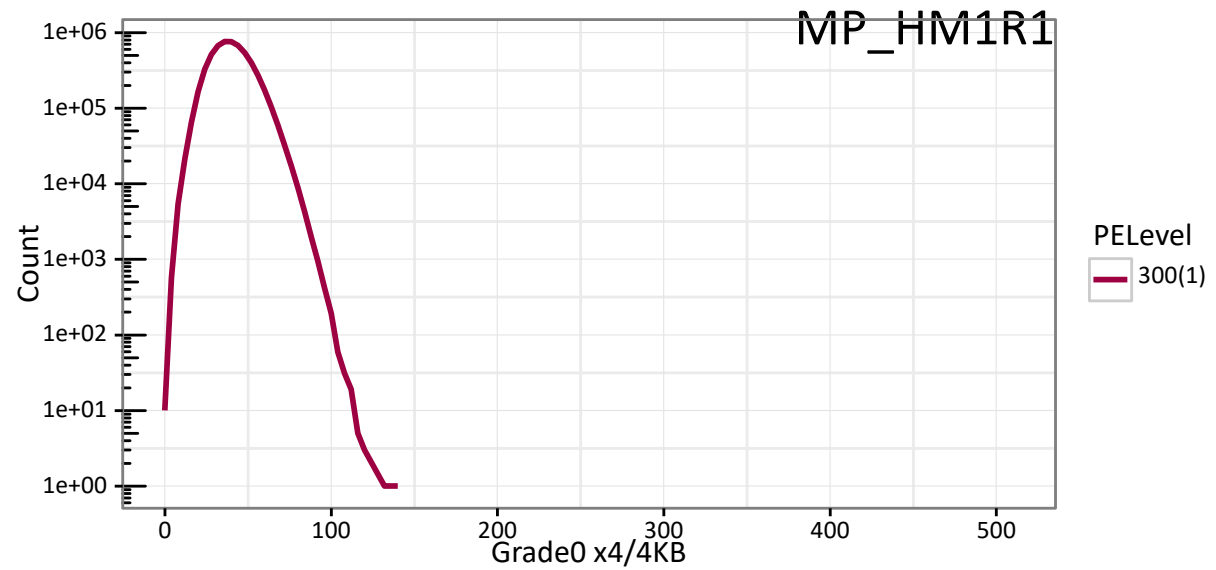
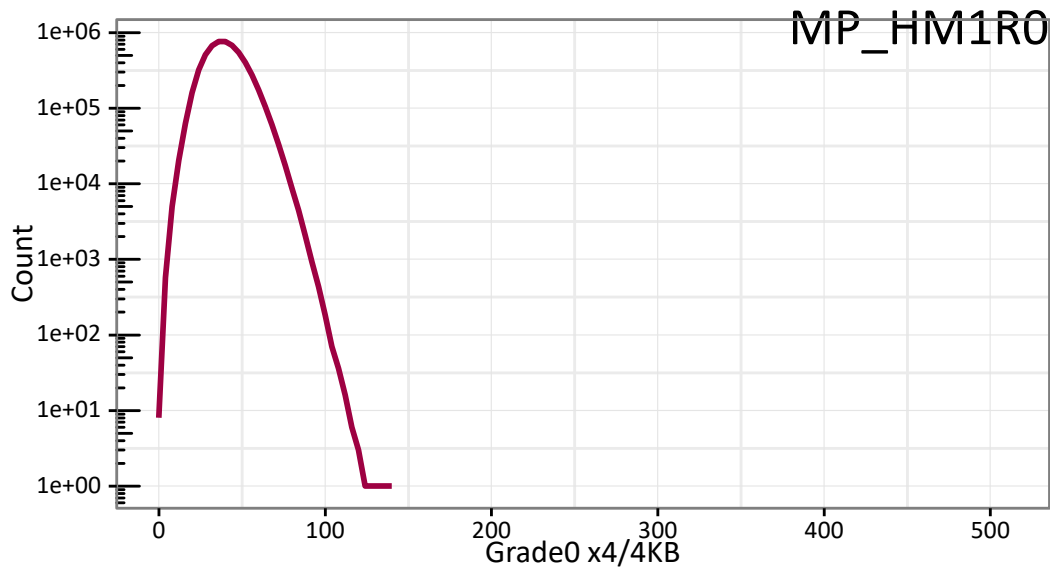
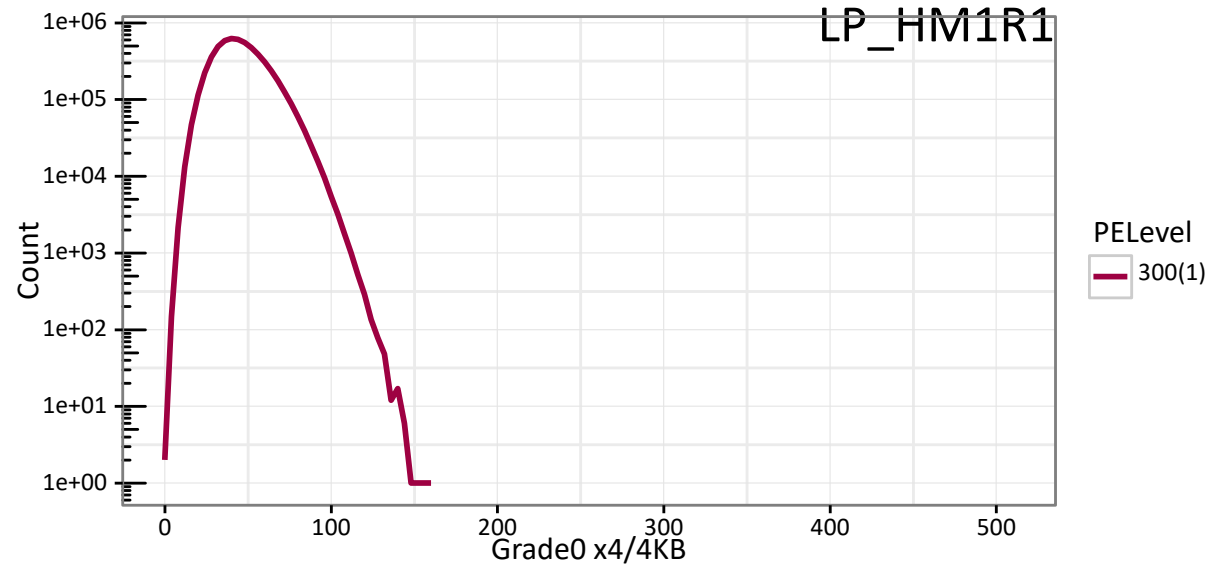
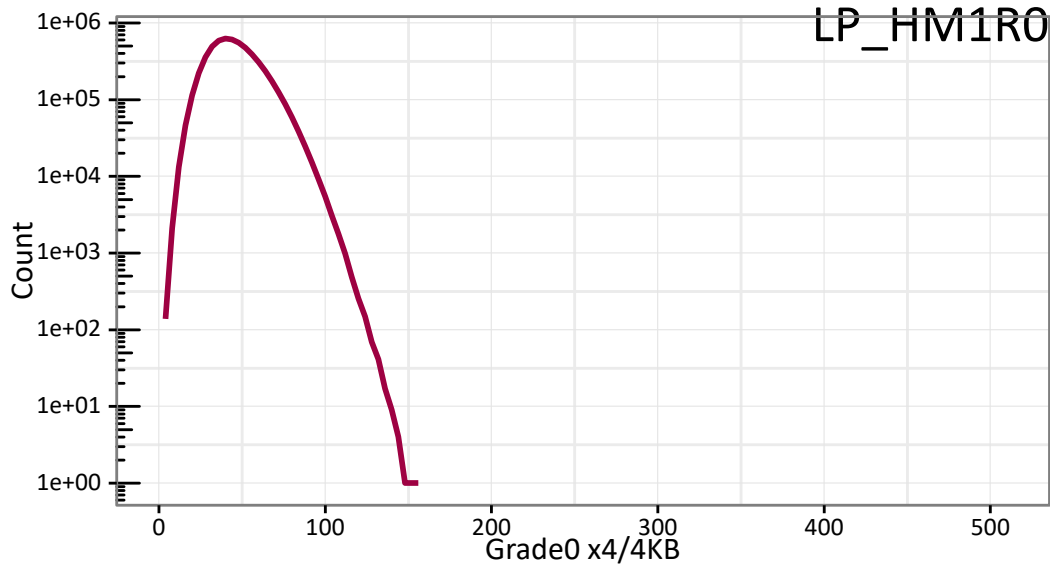
# CP5: 250K SPRD HM\_INDEPTH

PQC04\_step\_37



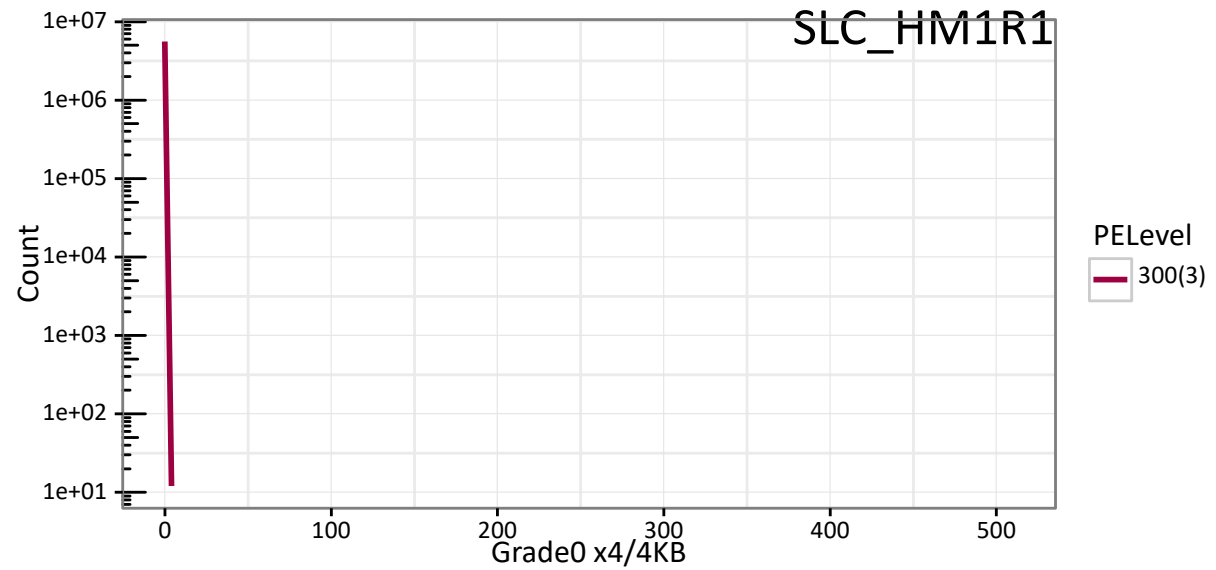
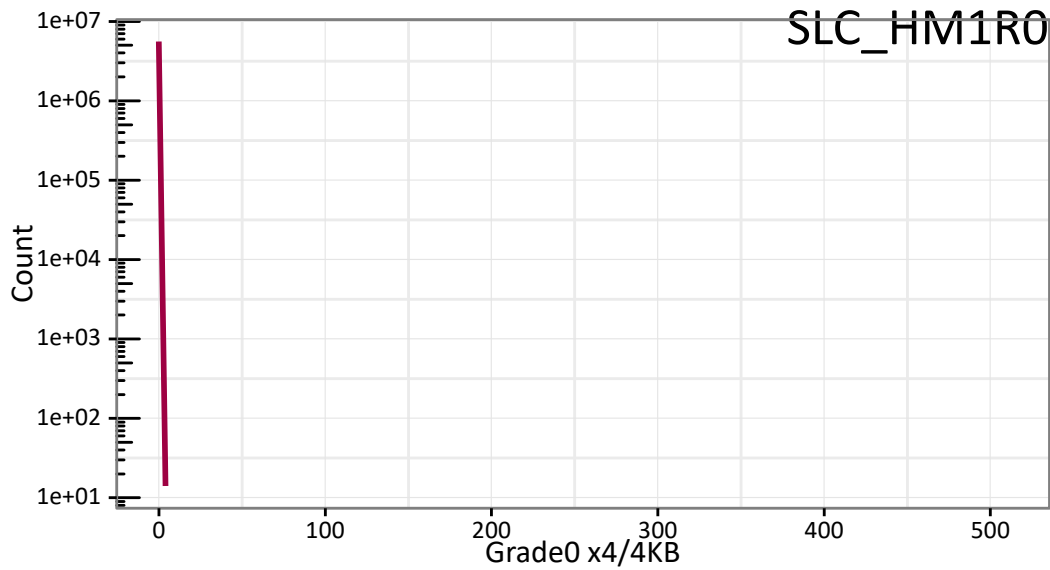
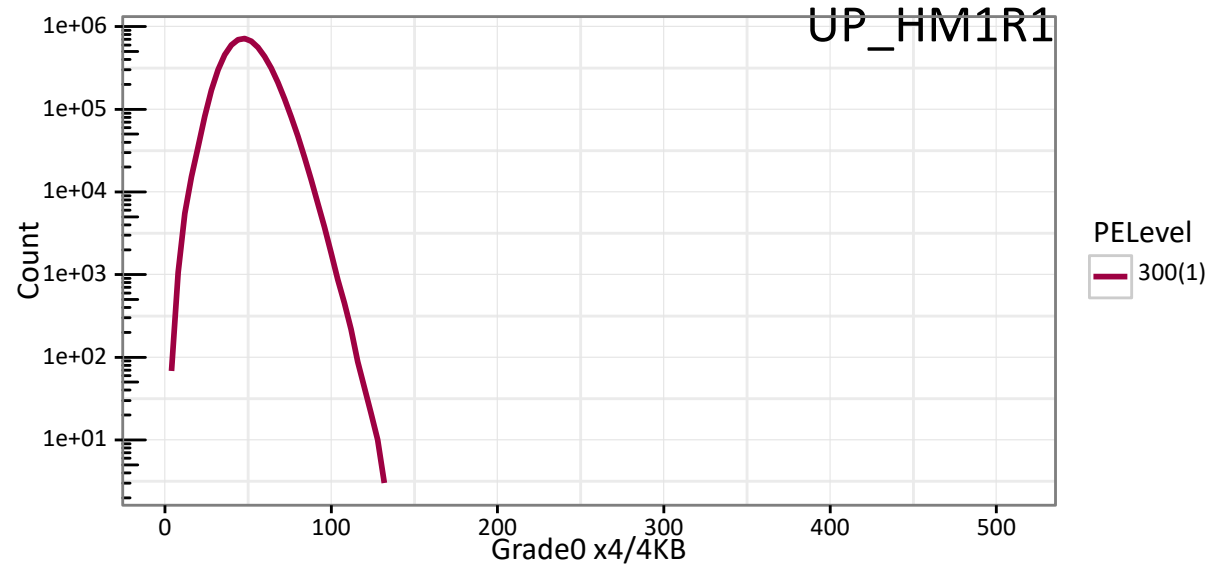
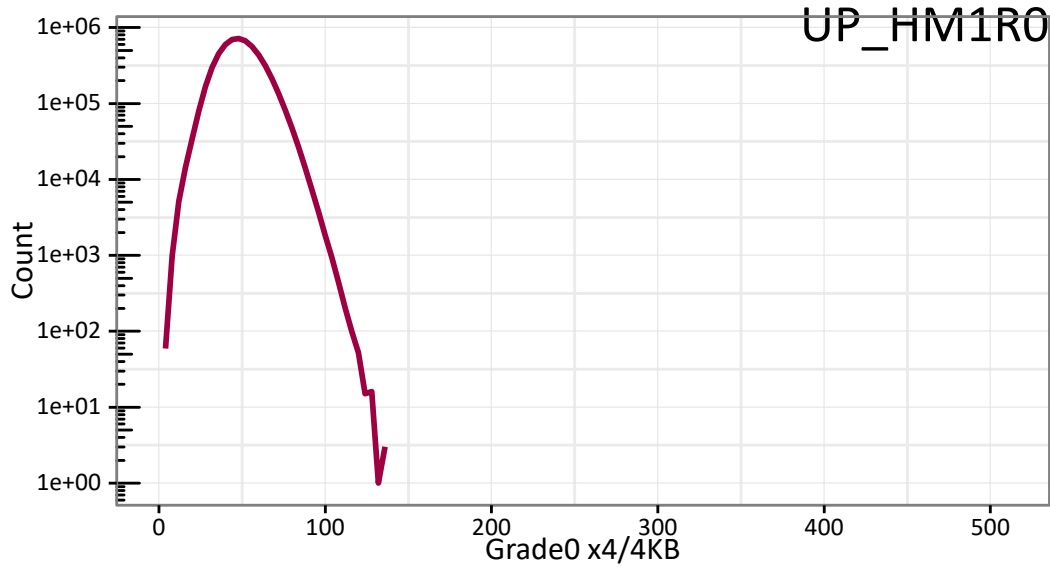
# CP8: HM in-depth, 3month 45C DR (mid cross)

PQC06\_step\_19



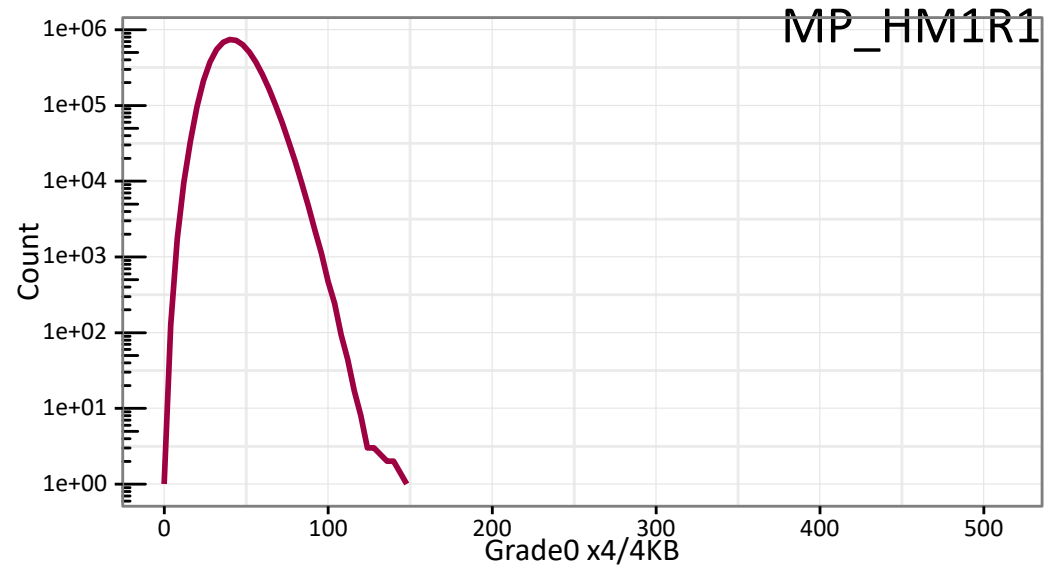
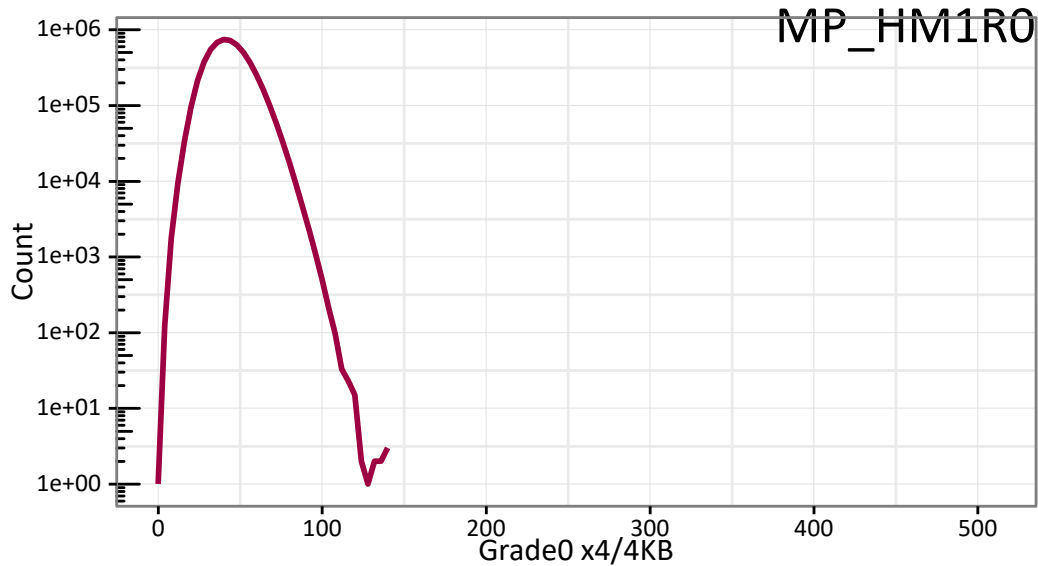
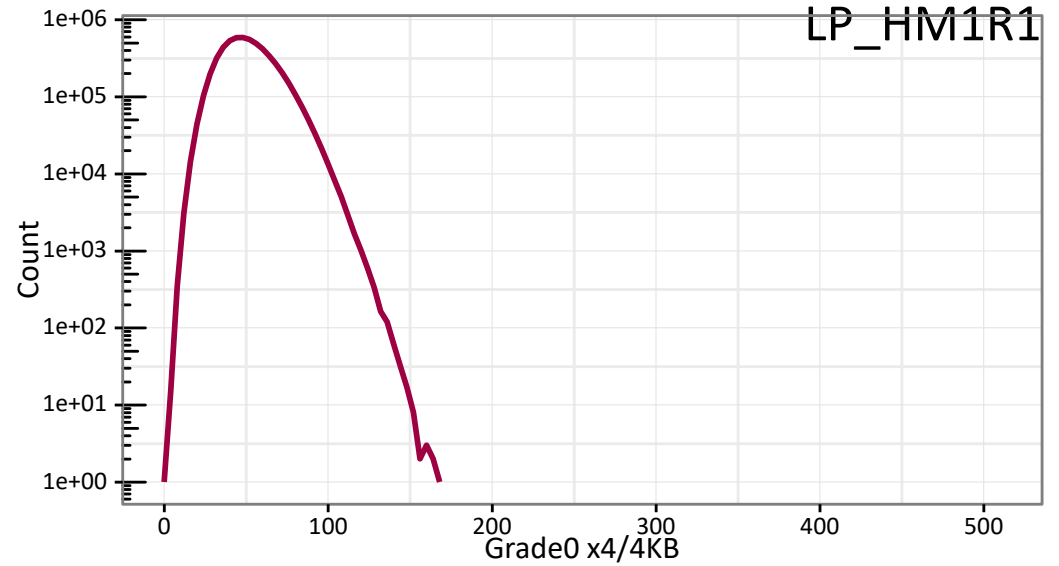
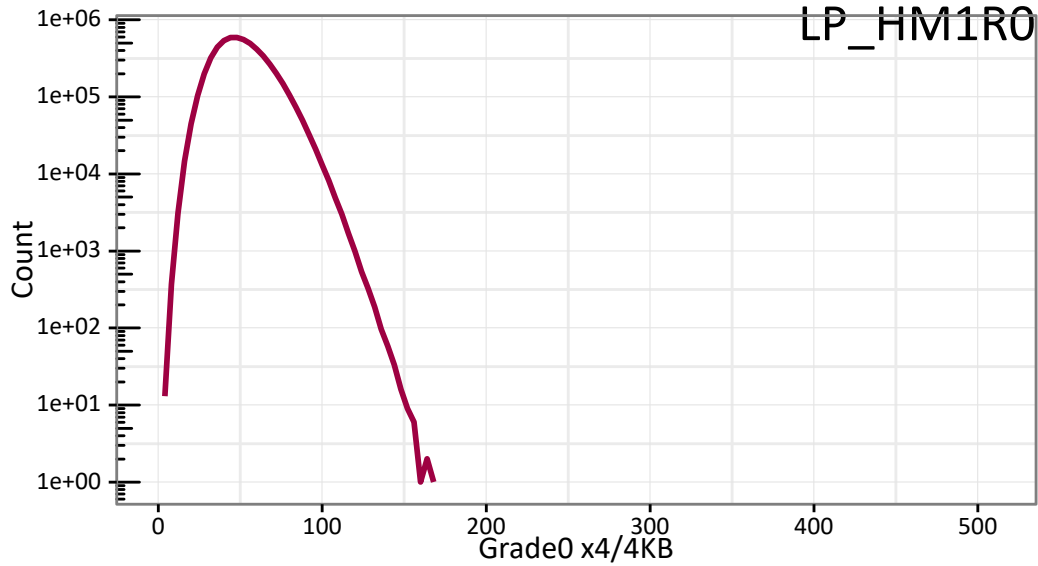
# CP8: HM in-depth, 3 month 45C DR (mid cross)

PQC06\_step\_19



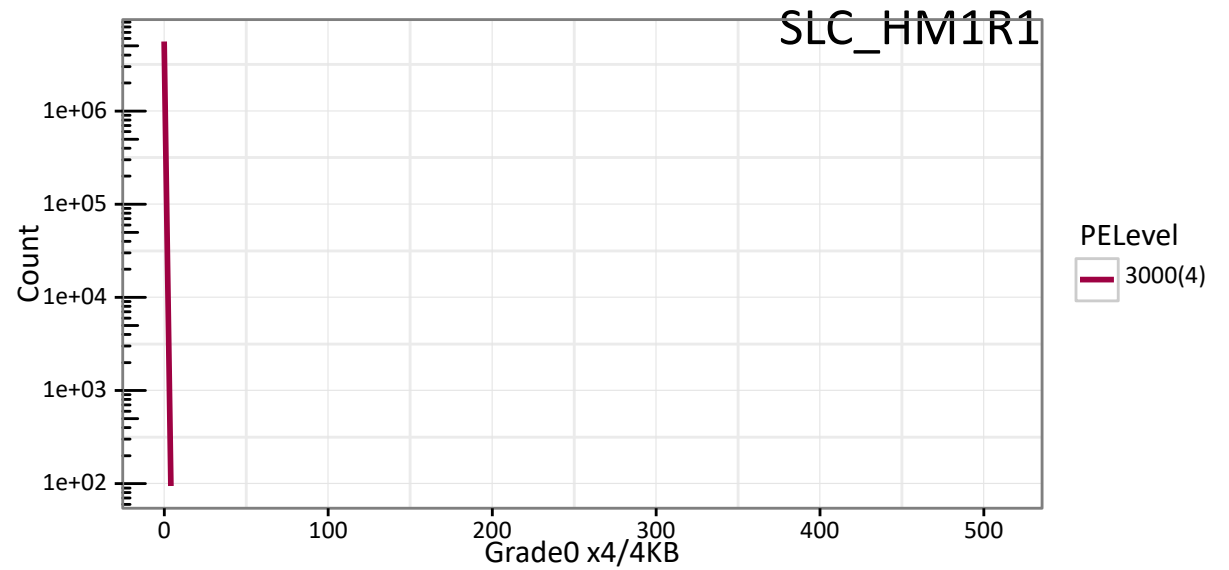
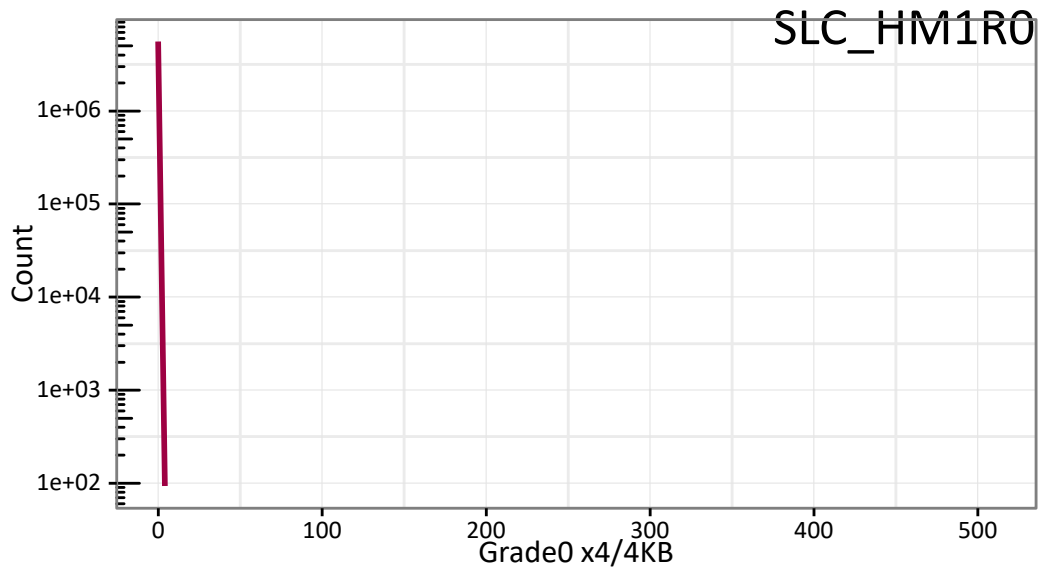
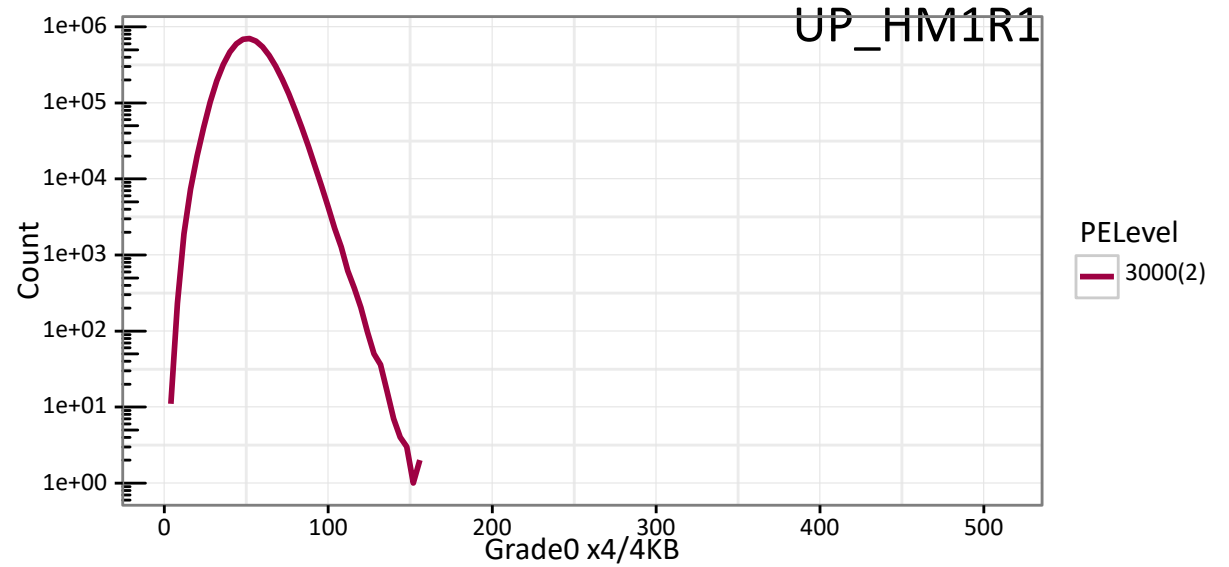
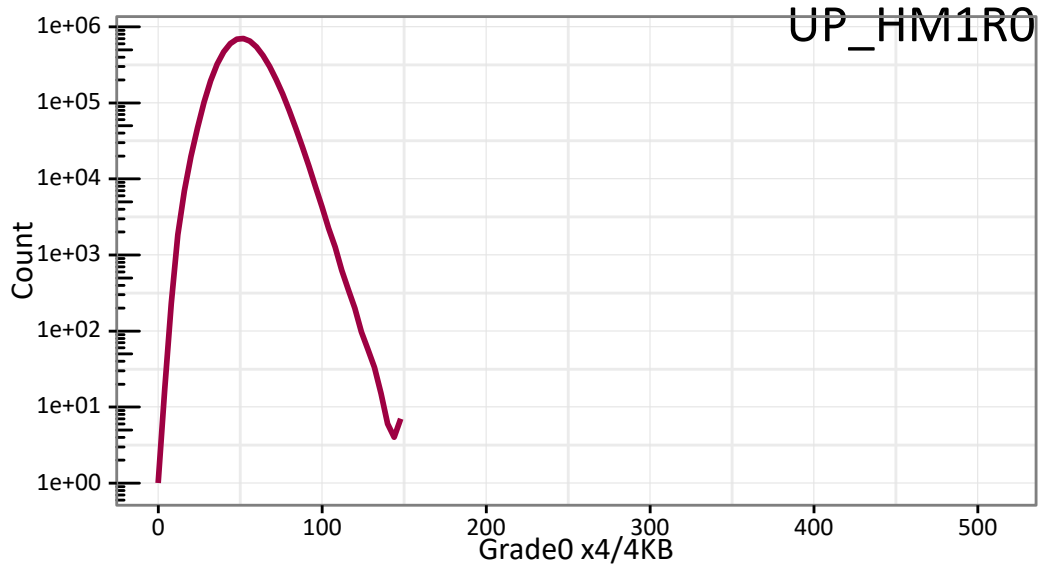
# CP9a: HM in-depth, 1month 45C DR (mid cross)

PQC06\_step\_16



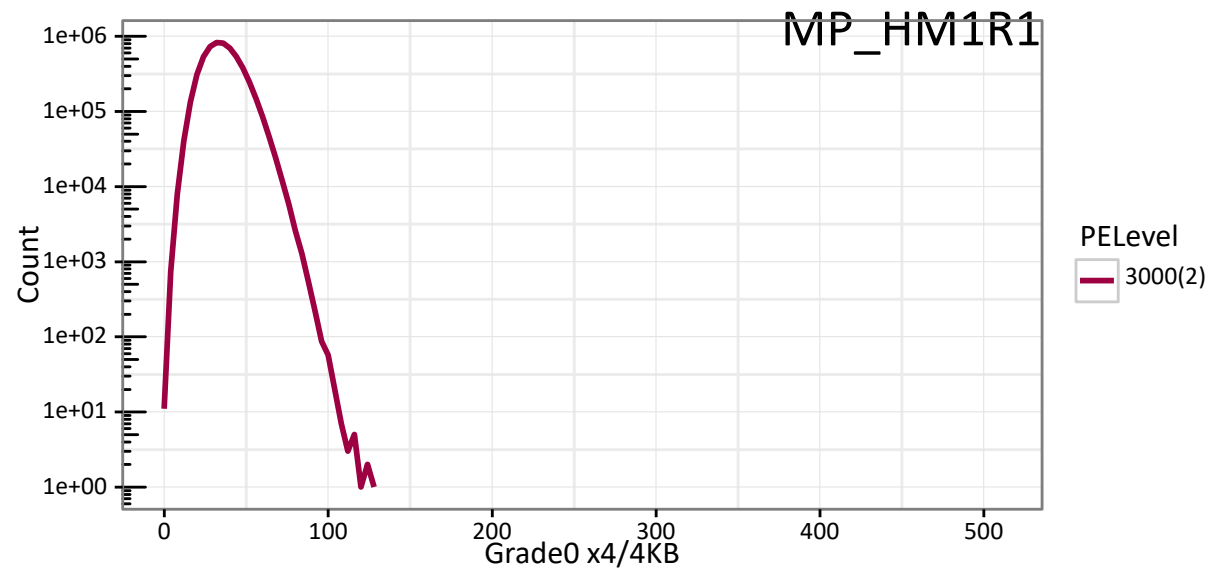
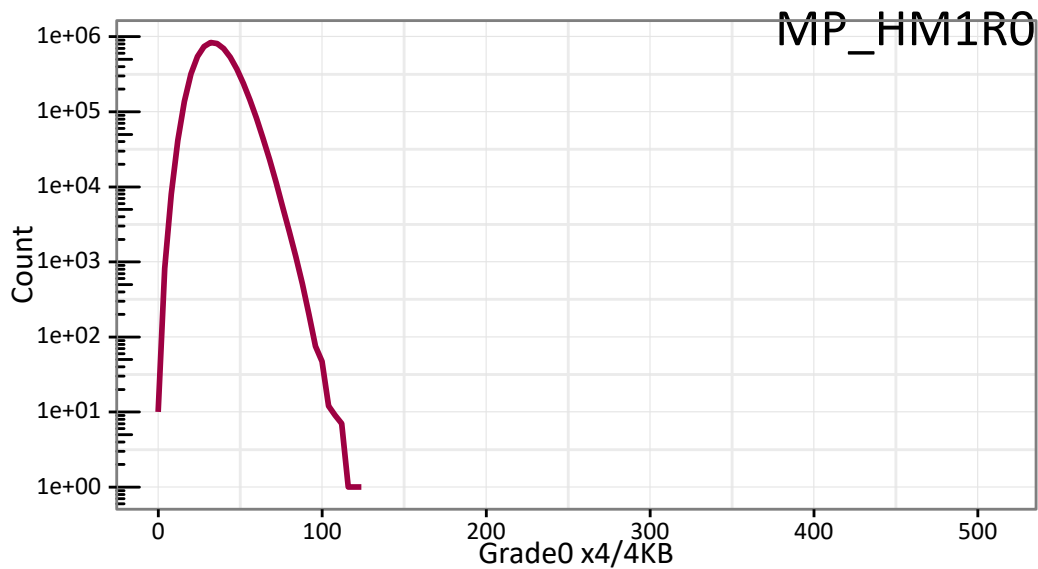
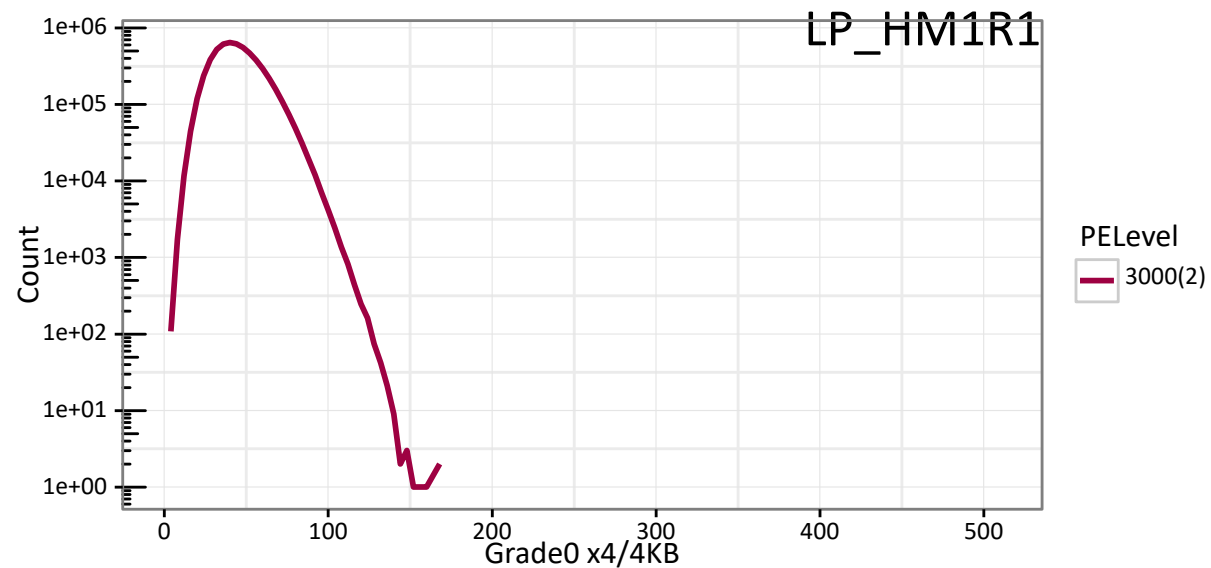
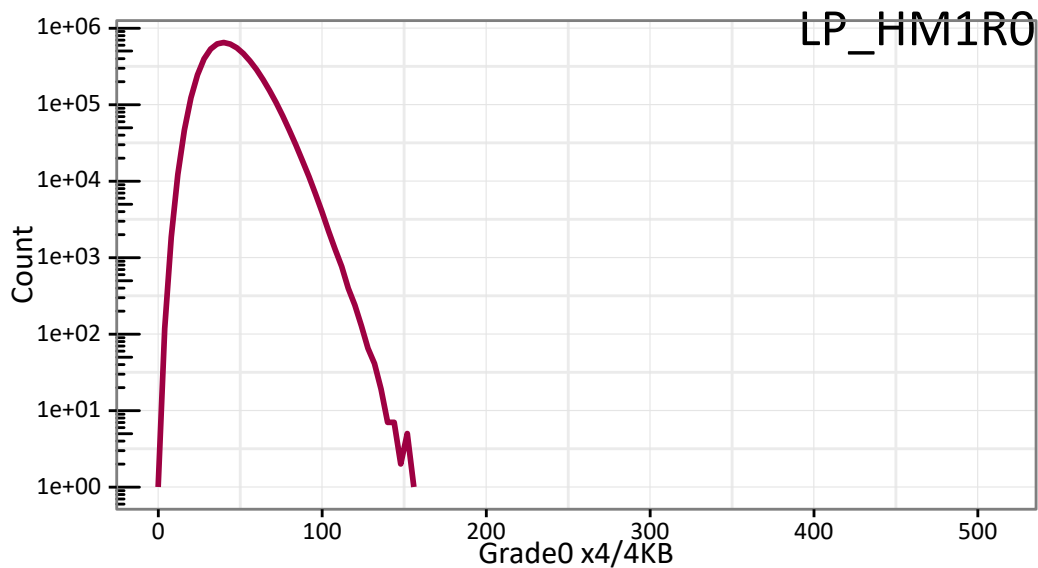
# CP9a: HM in-depth, 1month 45C DR (mid cross)

PQC06\_step\_16



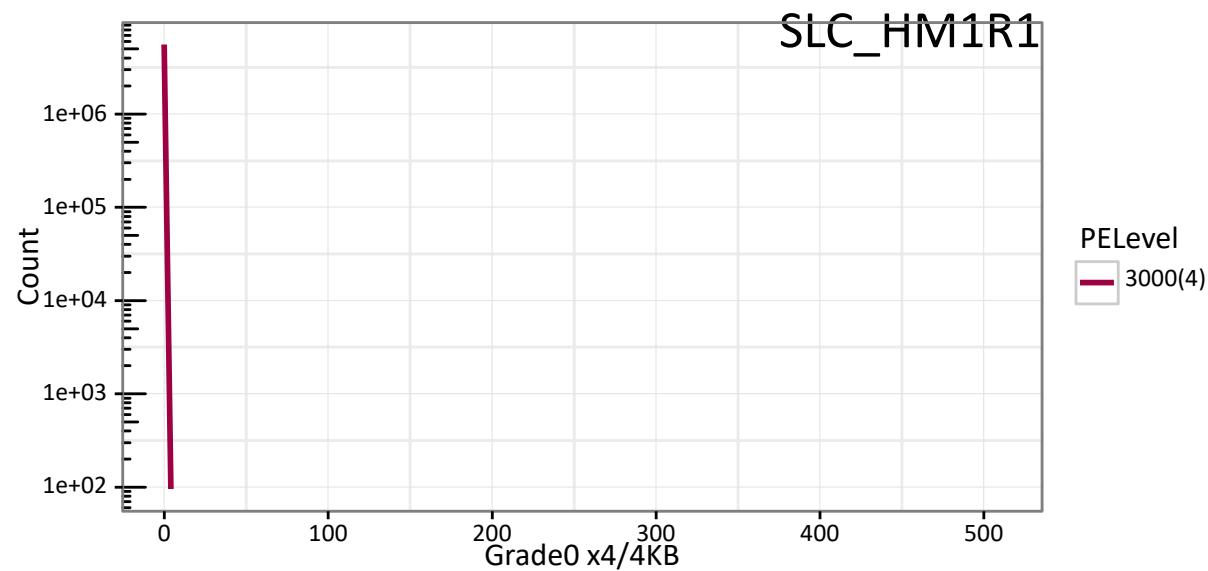
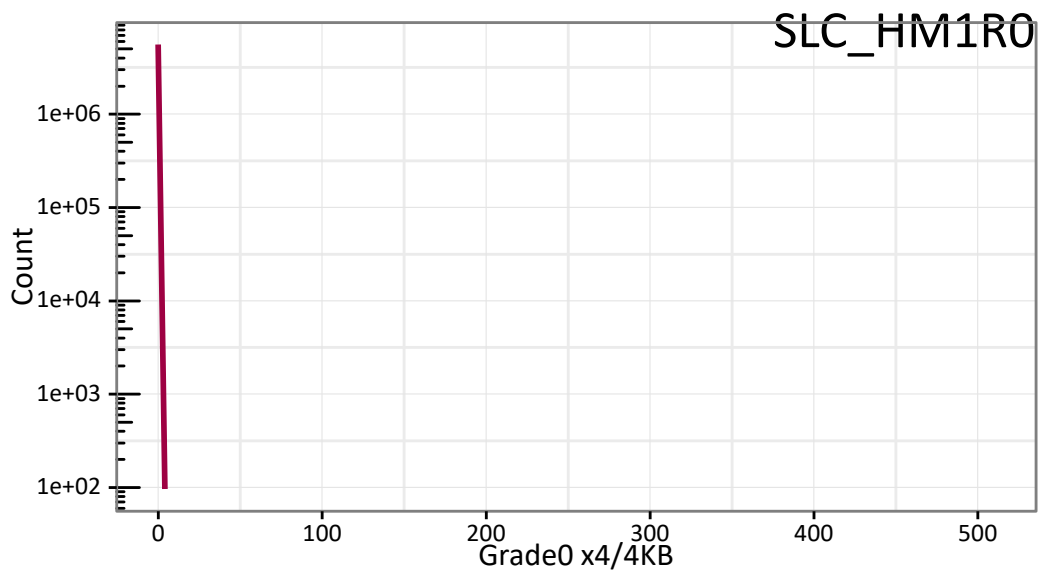
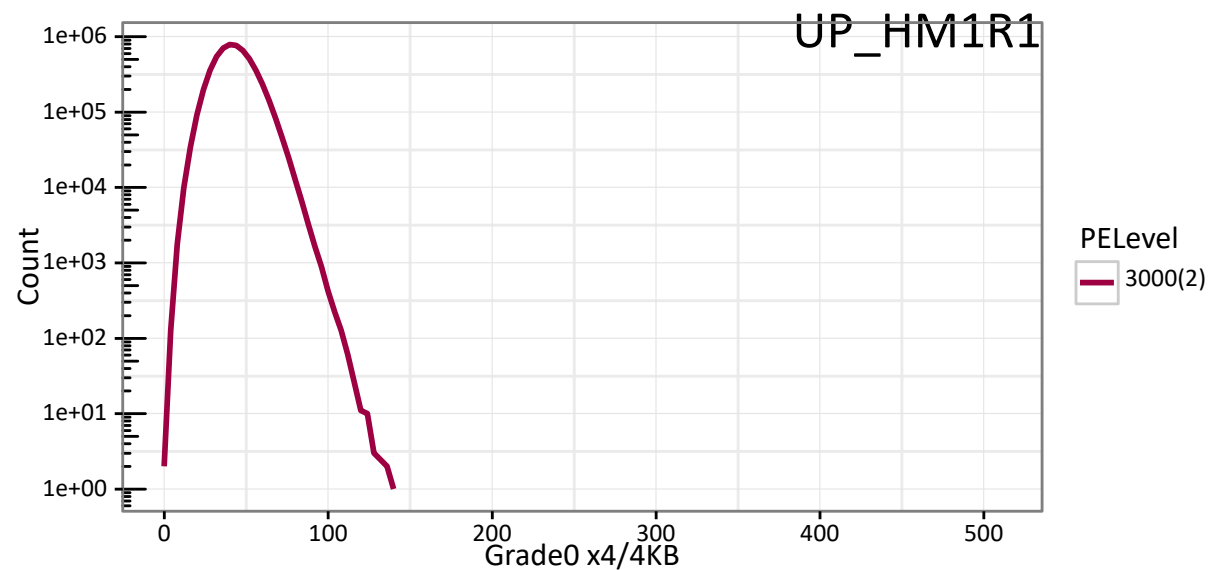
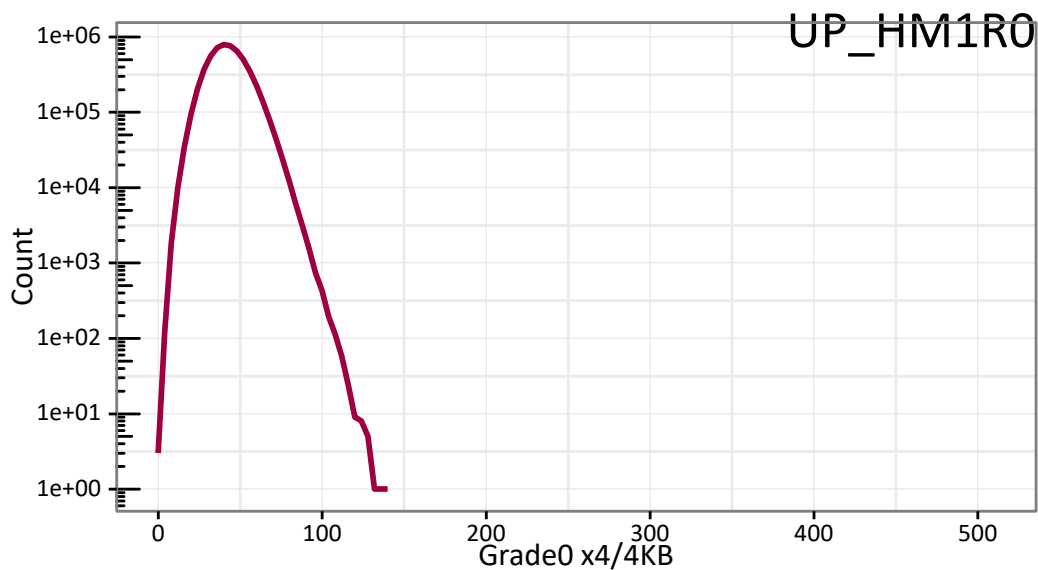
# CP9c: HM in-depth, 1 month 35C DR (mid cross)

PQC06\_step\_13



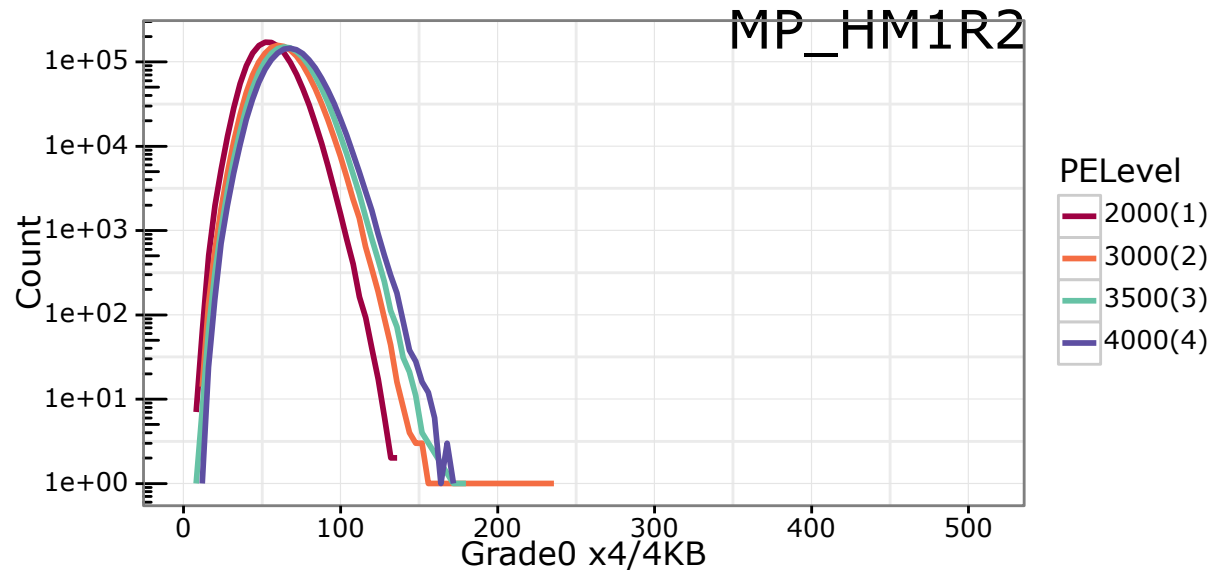
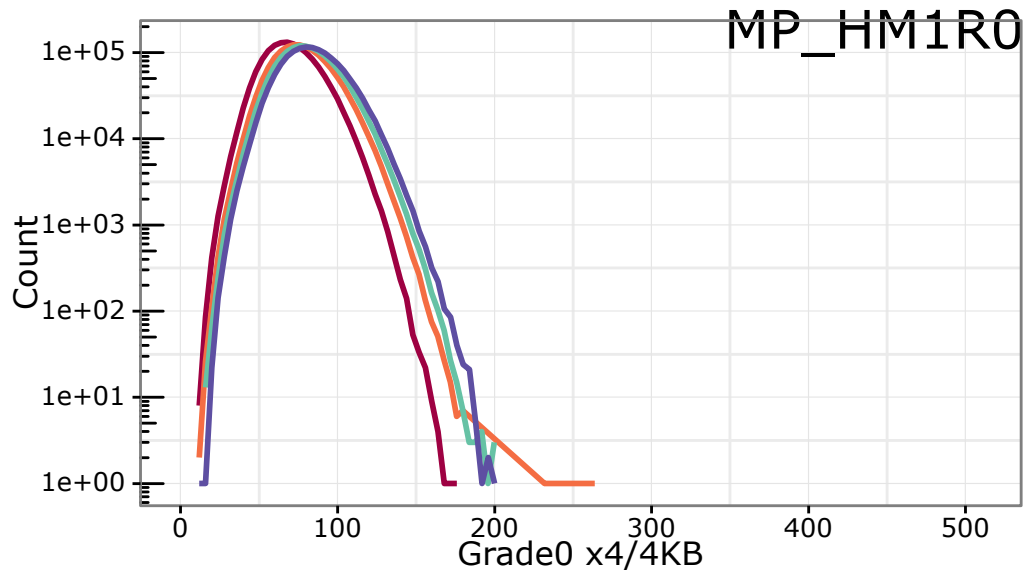
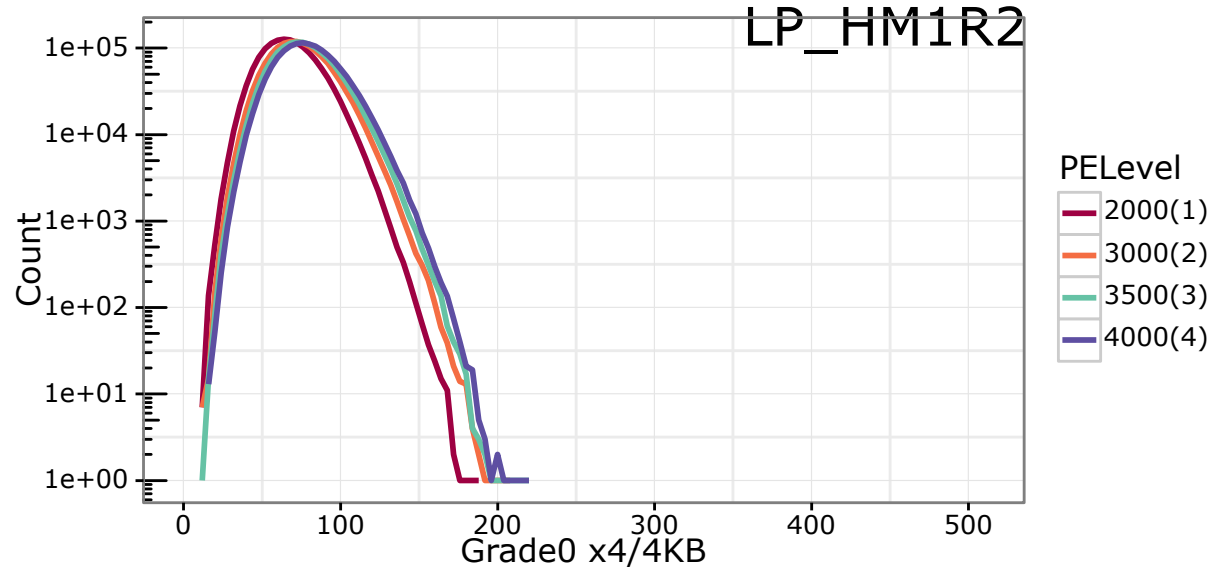
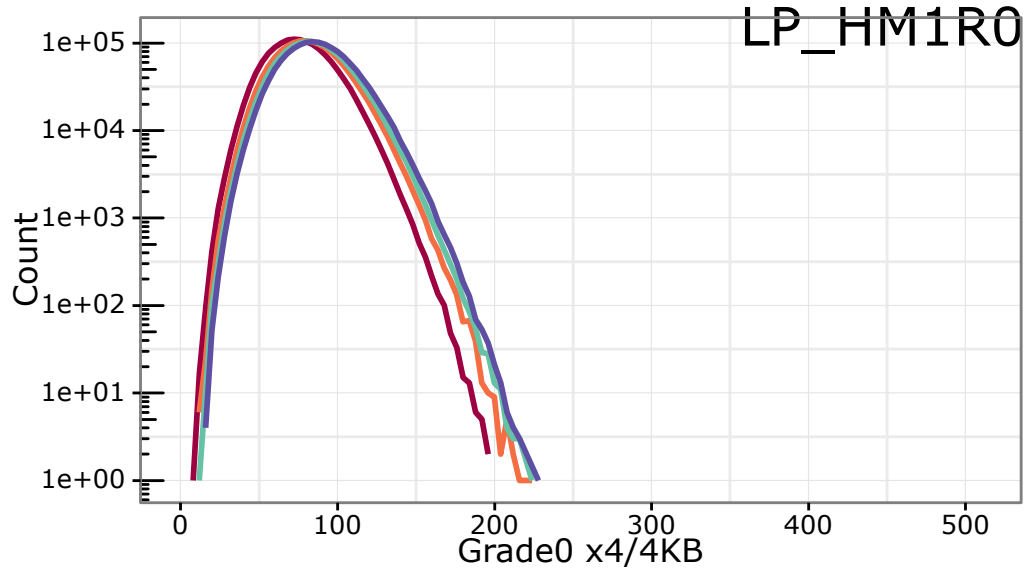
# CP9c: HM in-depth, 1 month 35C DR (mid cross)

PQC06\_step\_13



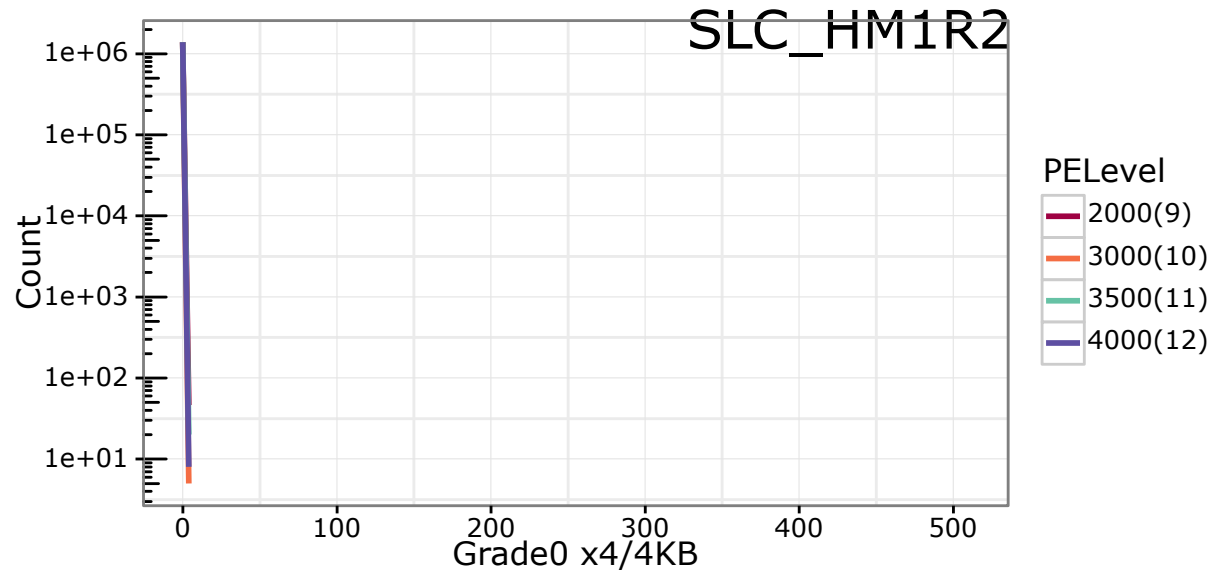
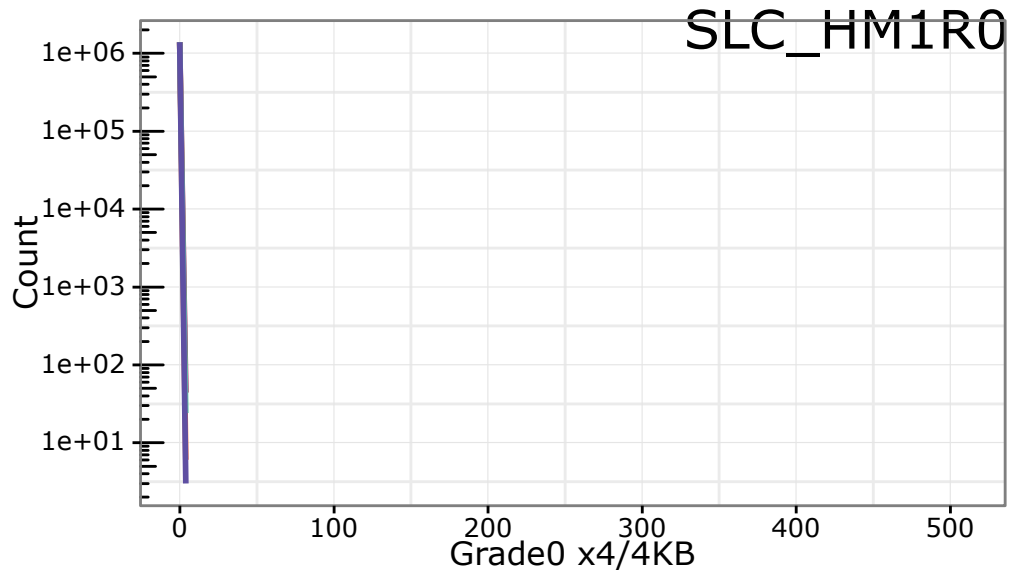
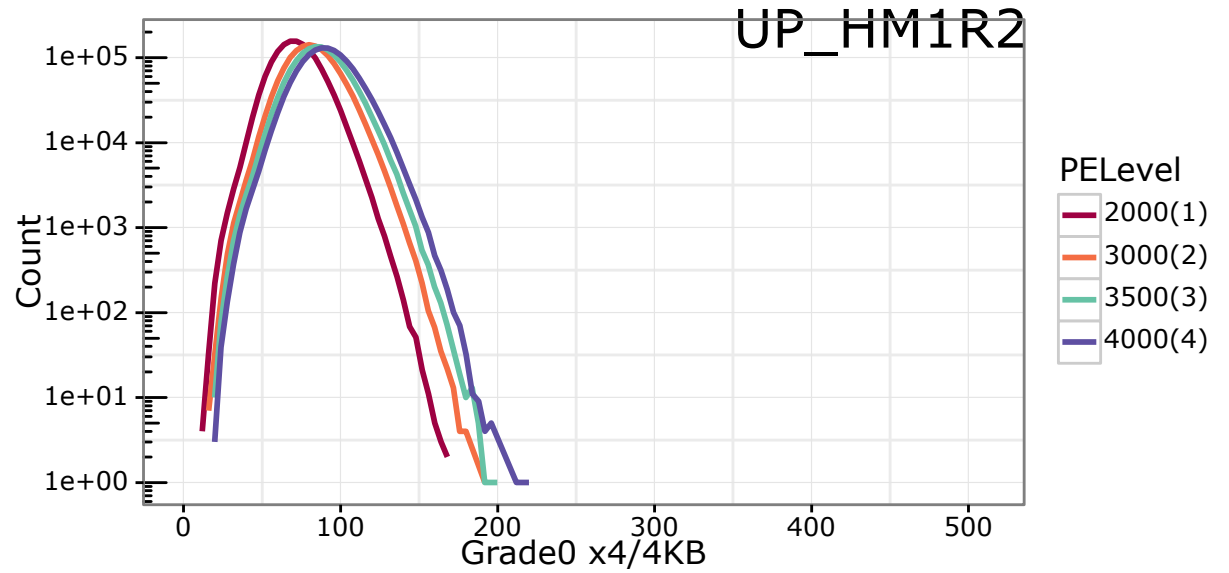
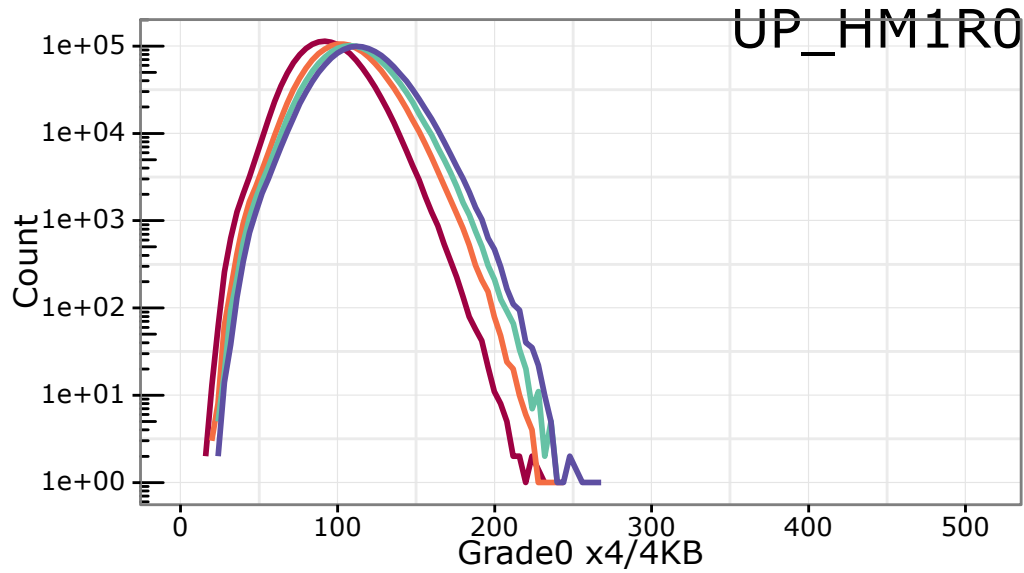
# CP11: HM\_INDEPTH,1month 45C DR (high Cross)

PQC04\_step\_45



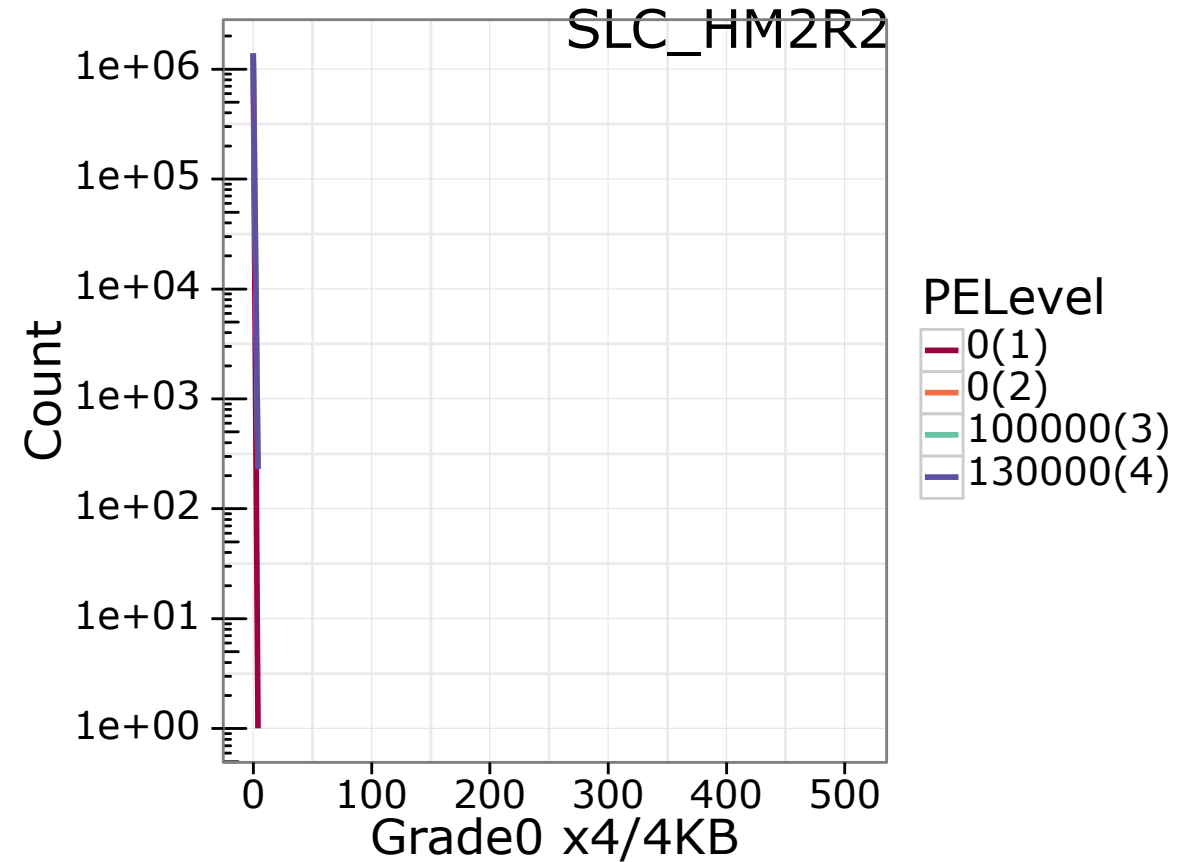
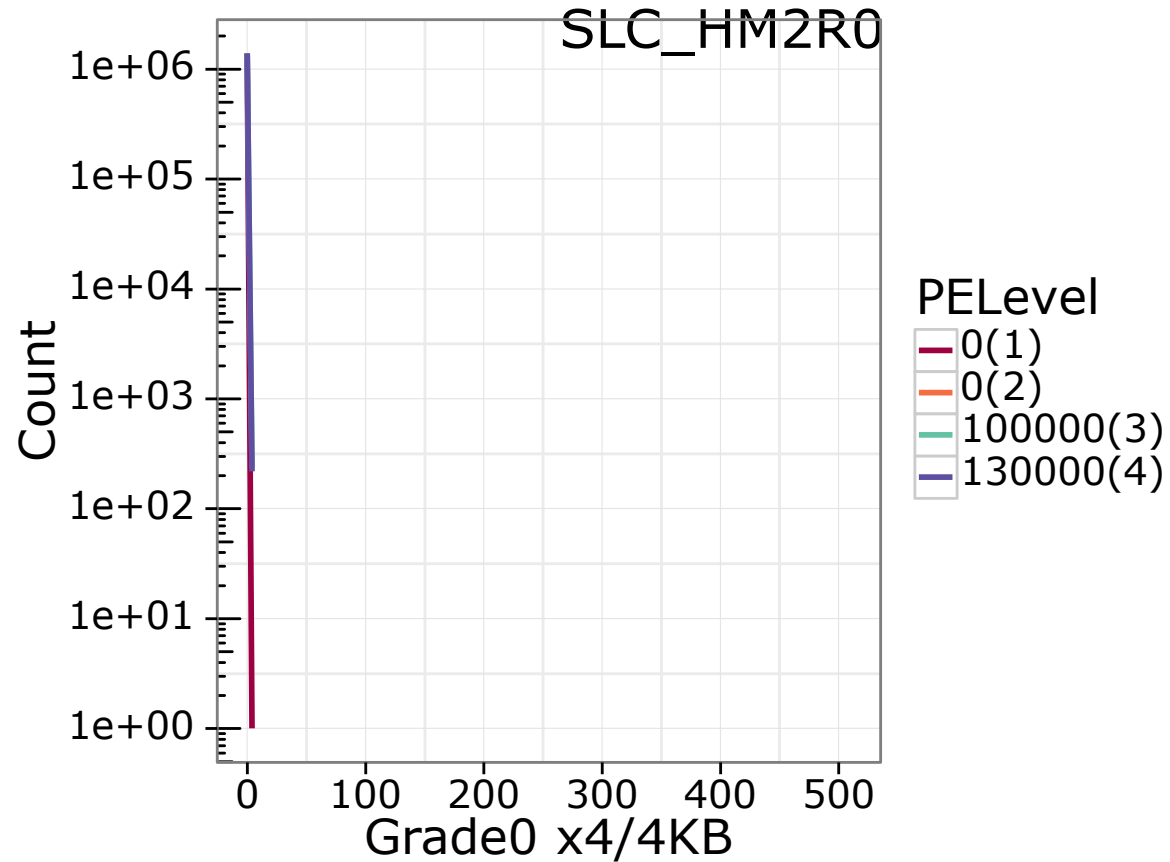
# CP11: HM\_INDEPTH,1month 45C DR (high Cross)

PQC04\_step\_45



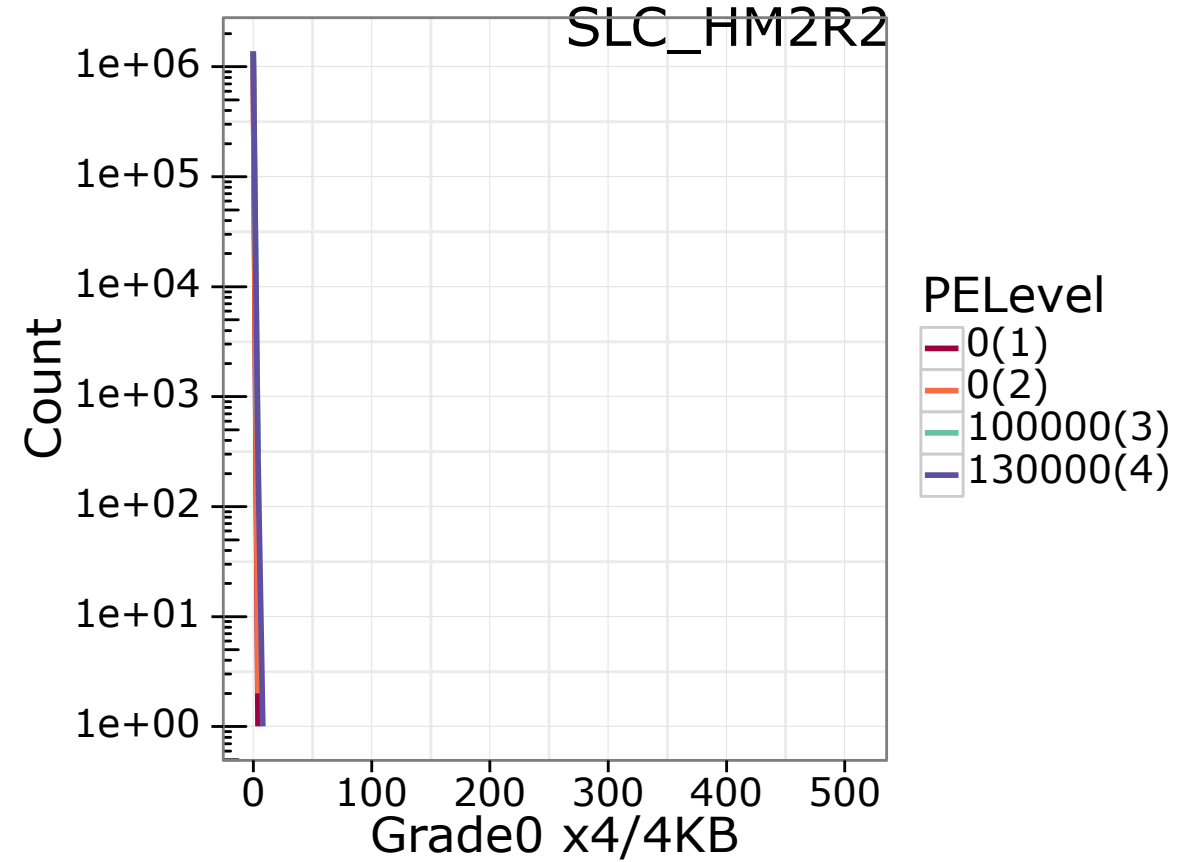
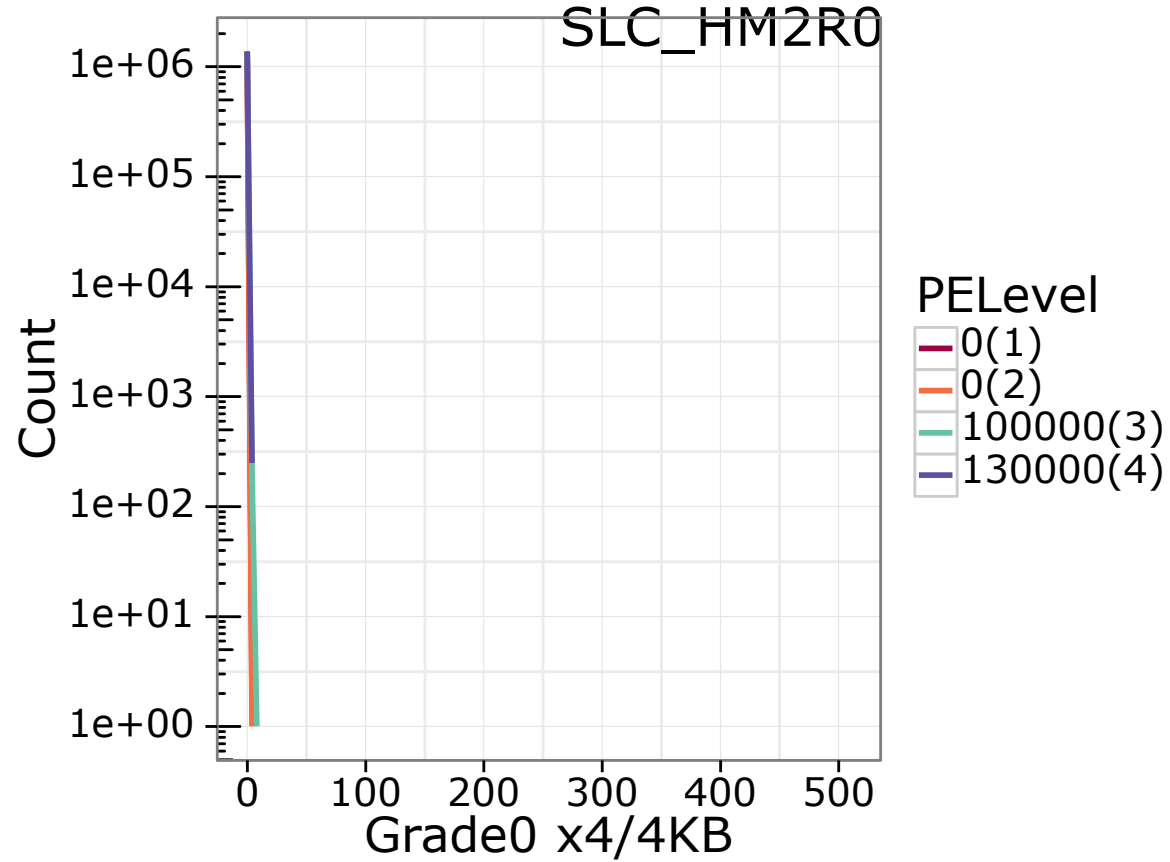
# CP3close: HM\_INDEPTH\_PROGRAM(12Month HTDR)

PQC08\_step\_59

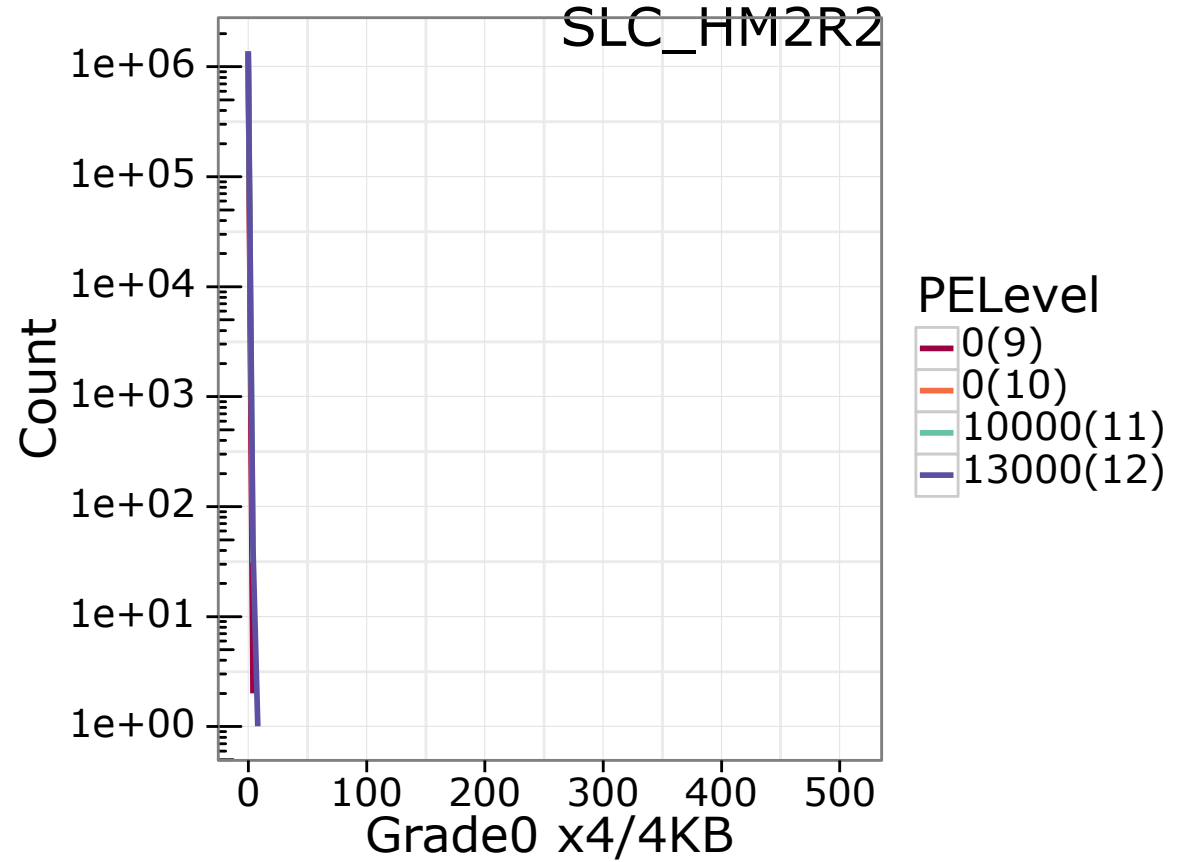
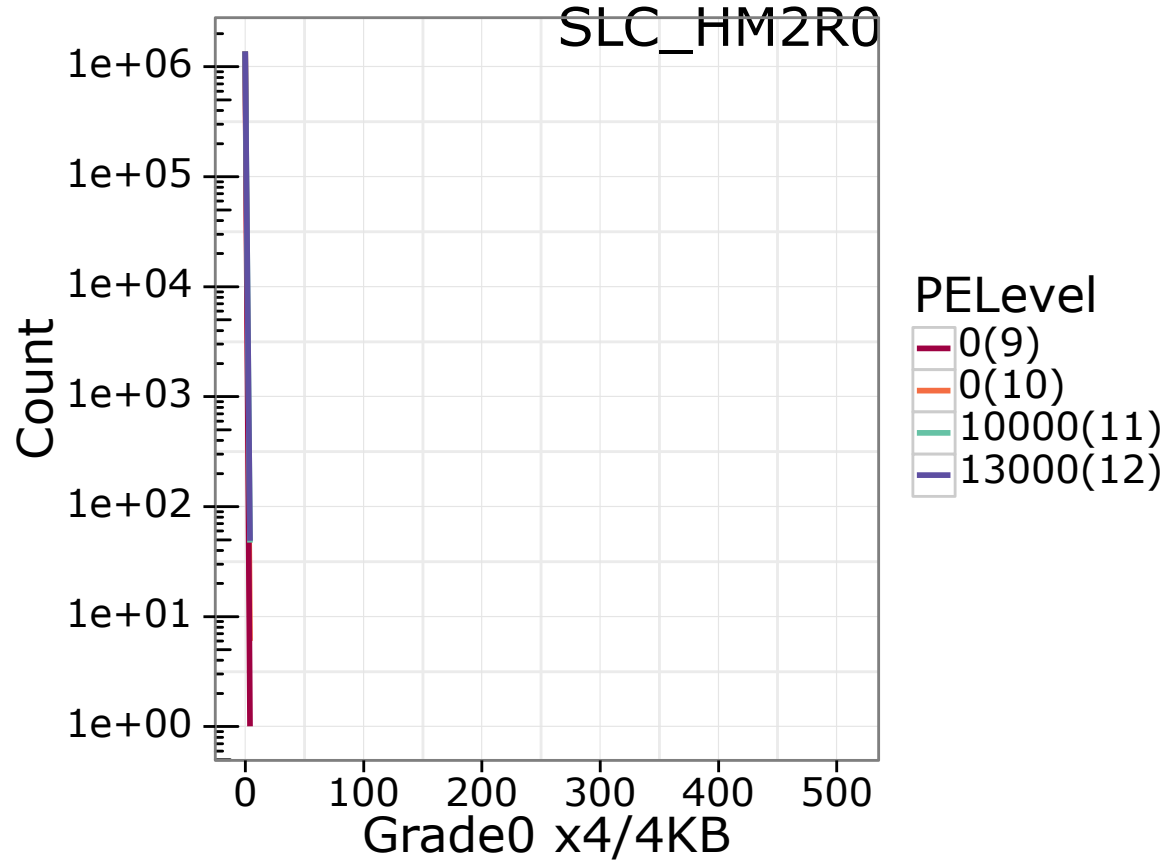


# CP3aopen: HM Xtemp in\_depth (12Month HTDR)

PQC08\_step\_50

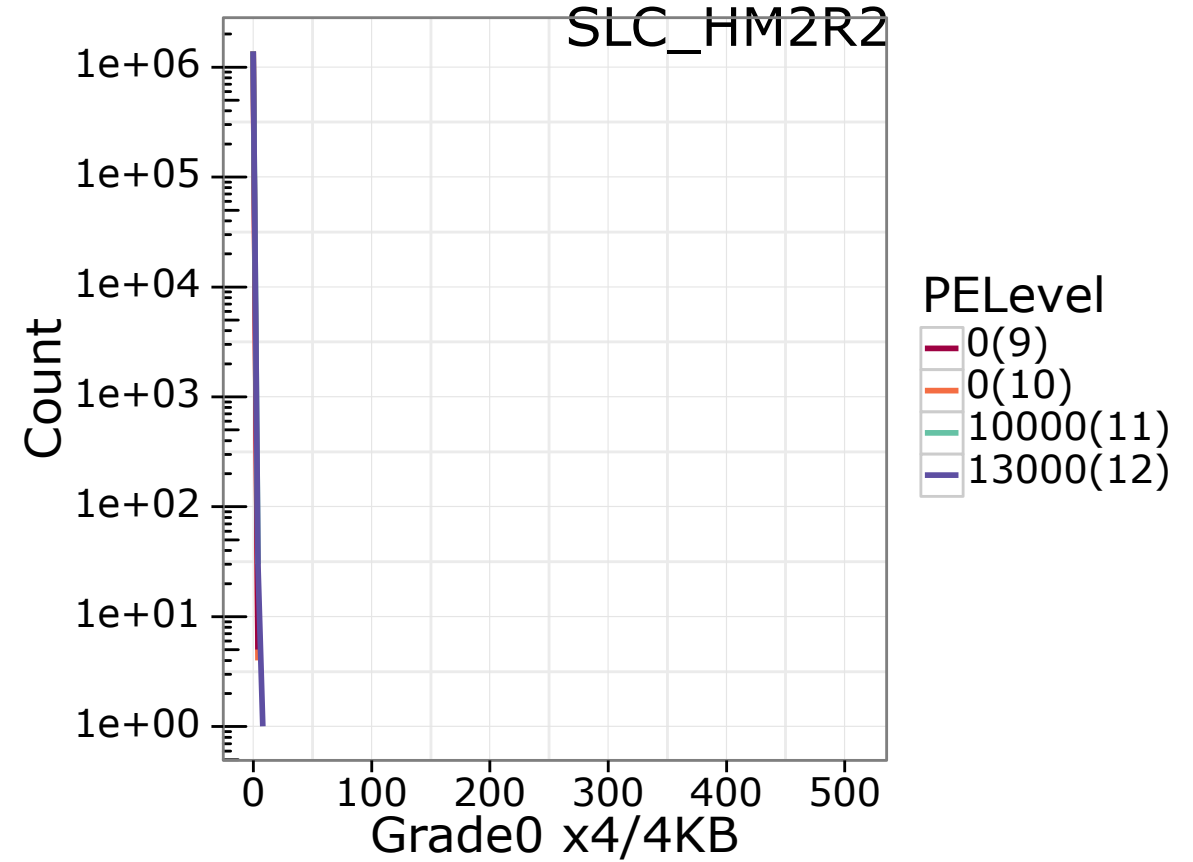
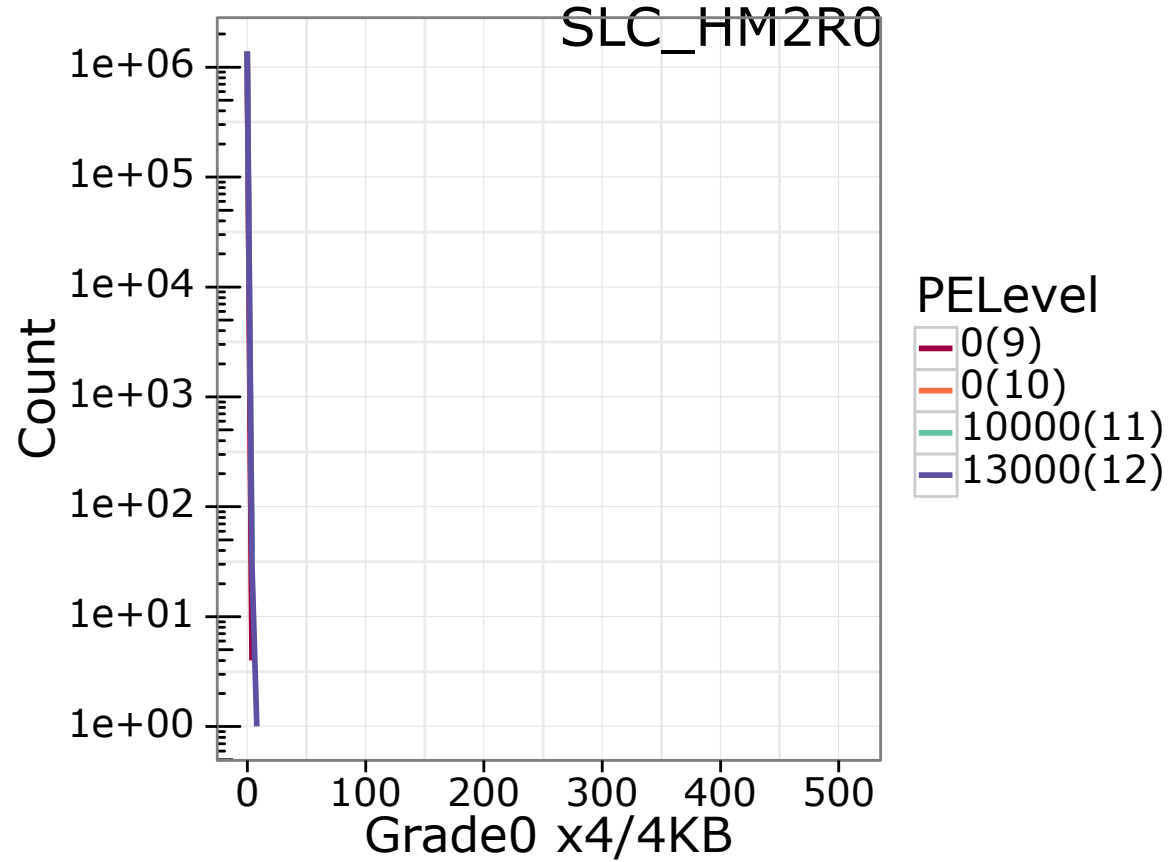


# CP4aopen:health\_monitor X\_temp\_low (12Month PQC08\_step\_53 HTDR)



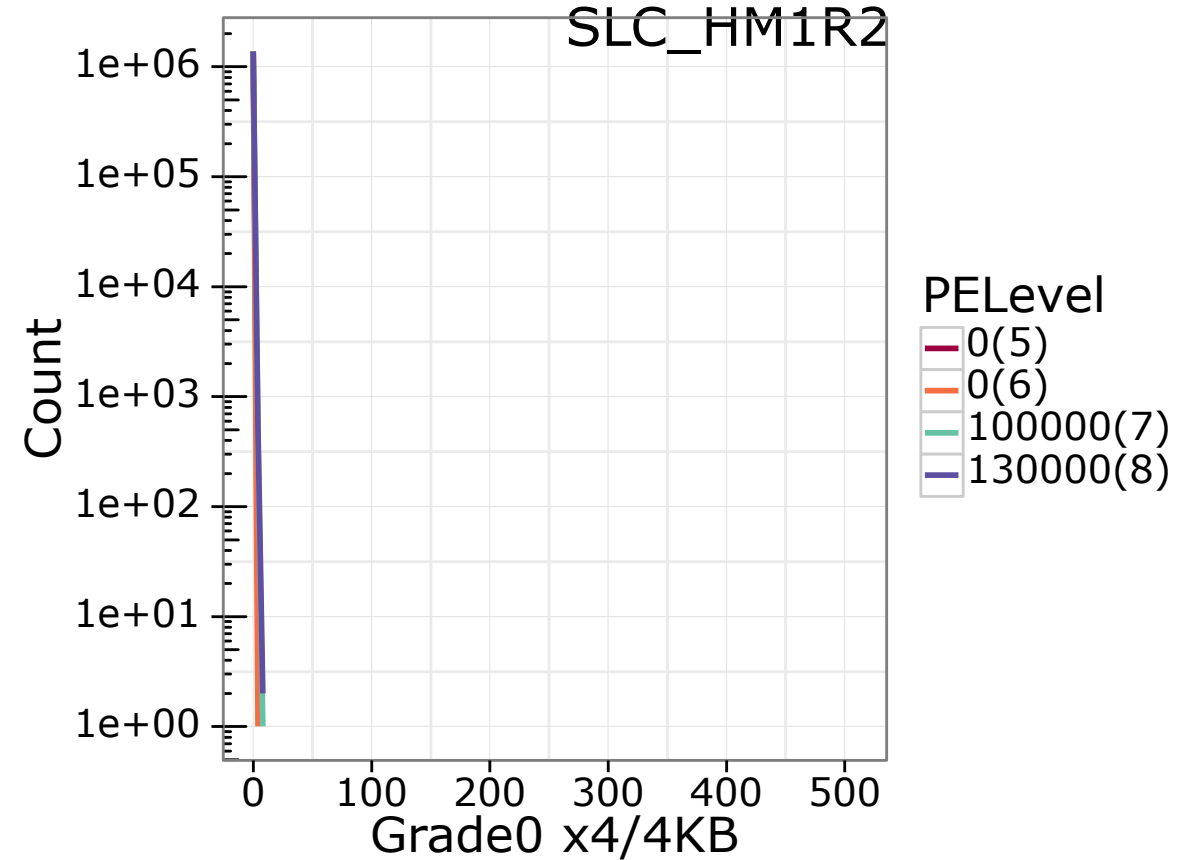
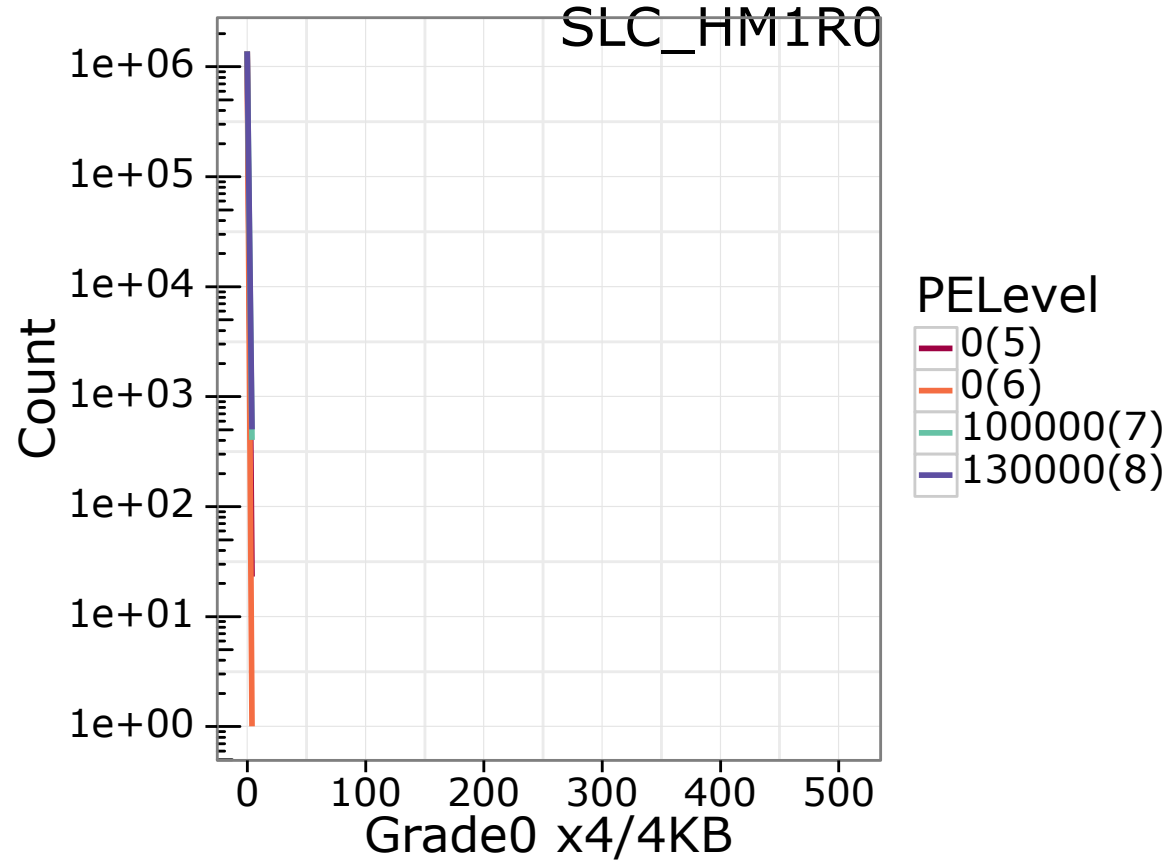
# CP4aclose: HM Xtemp in\_depth (12Month HTDR)

PQC08\_step\_62



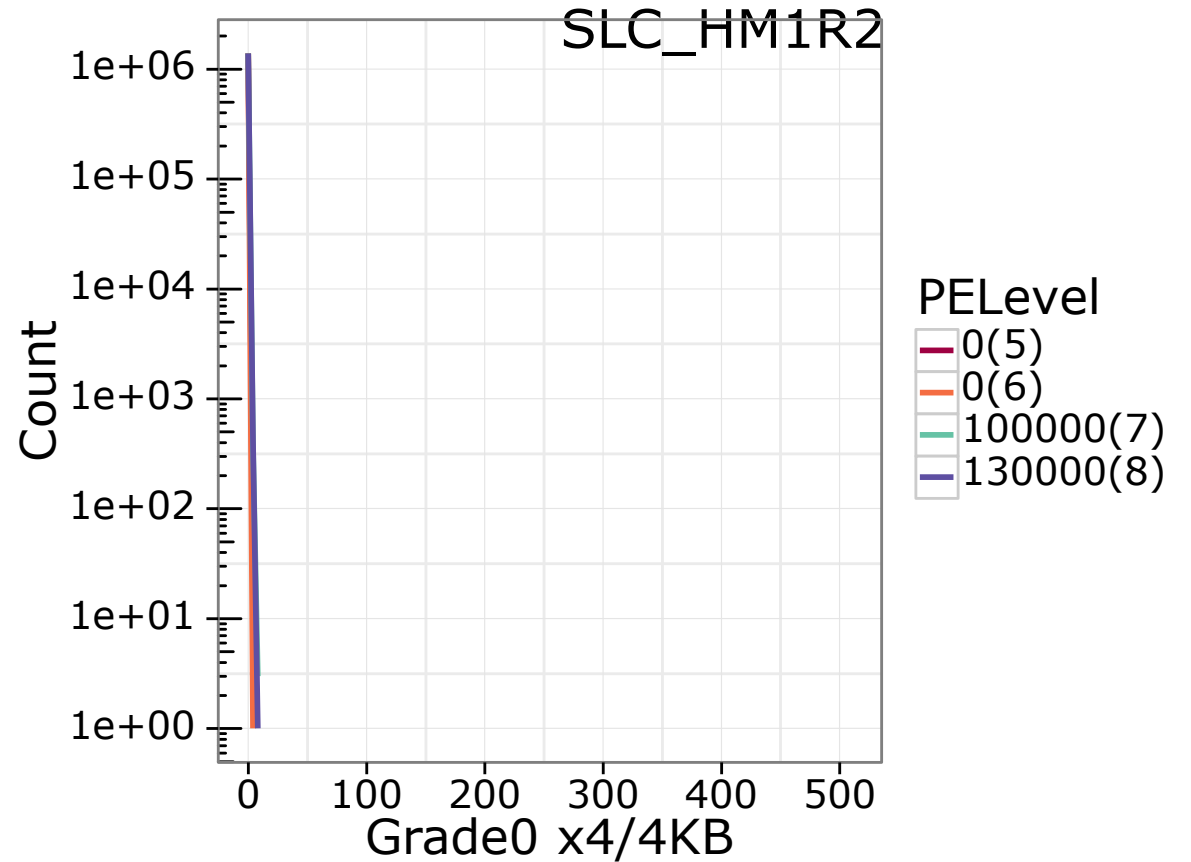
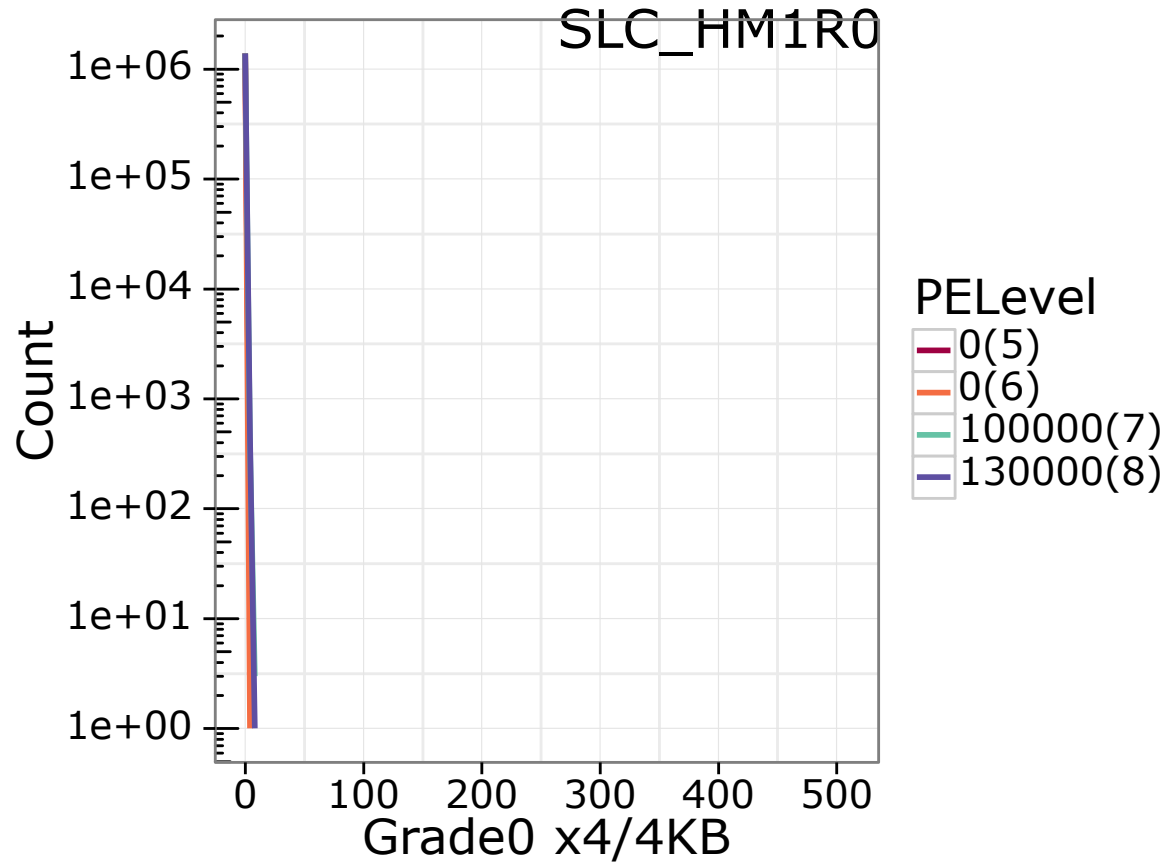
# CP4b: Post Cycling PD HM in\_depth Xtemp (PARTIAL)

PQC08\_step\_12



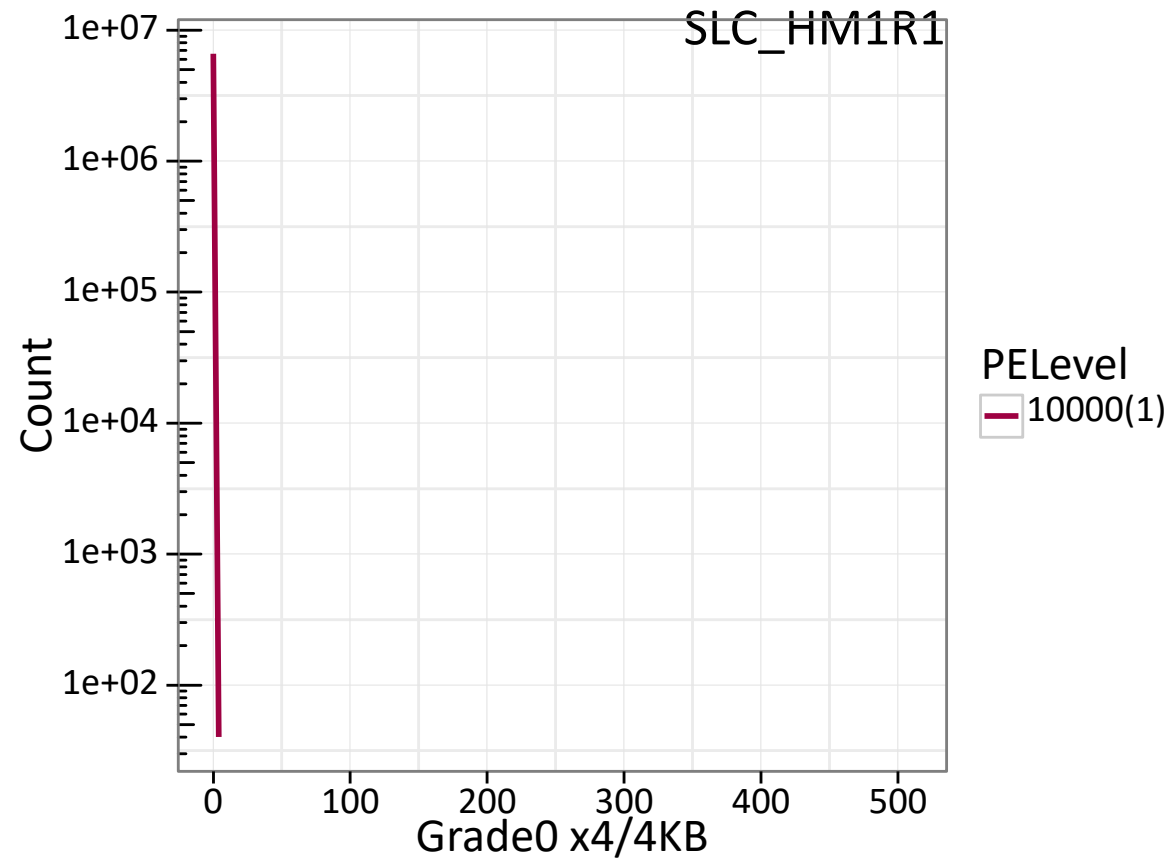
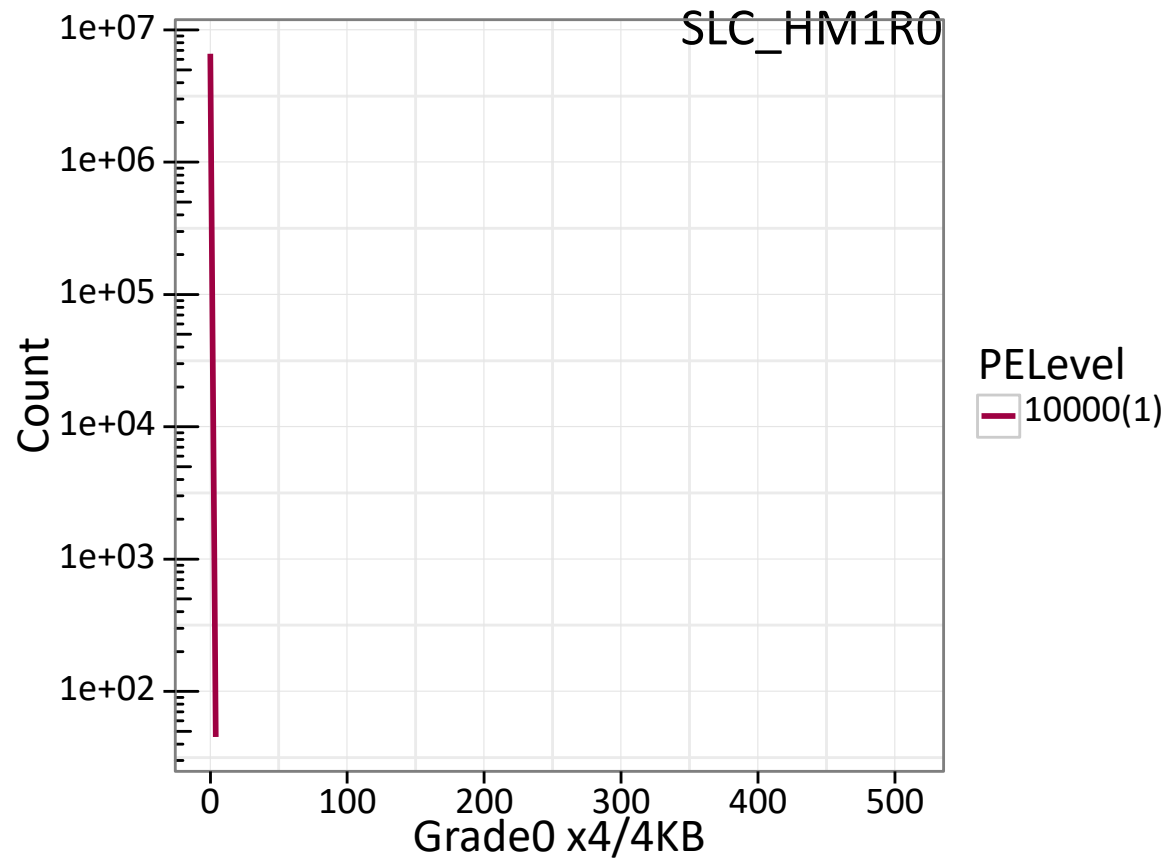
# CP5: 250K SPRD HM\_INDEPTH

PQC08\_step\_37



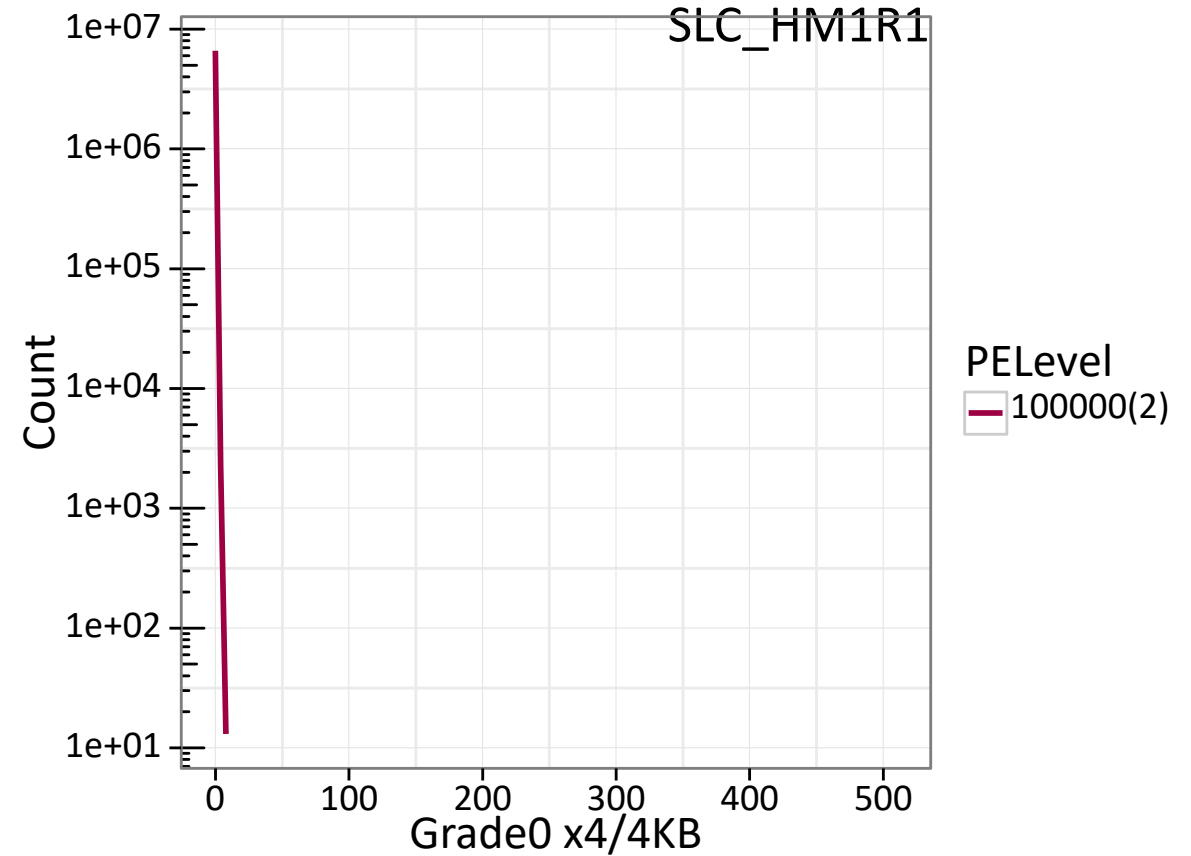
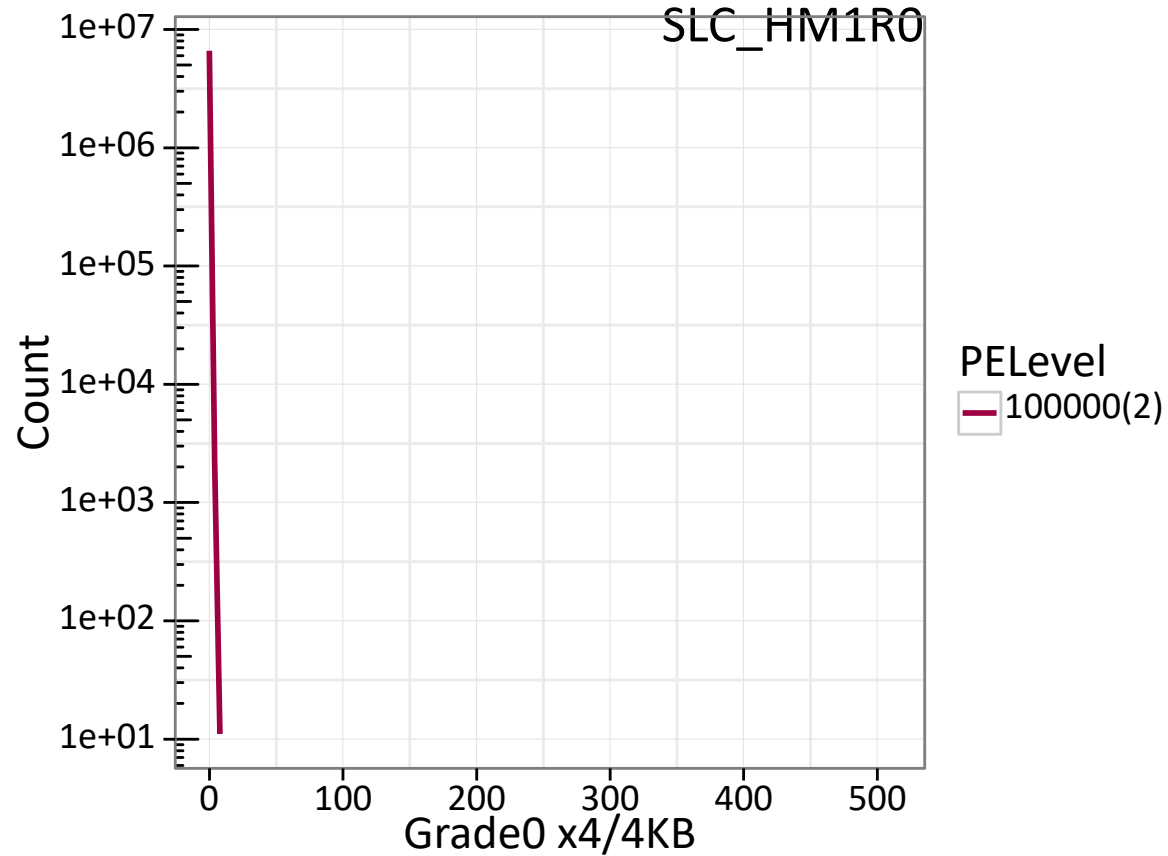
# CP8: HM in-depth, 3month 45C DR (mid cross)

PQC10\_step\_19



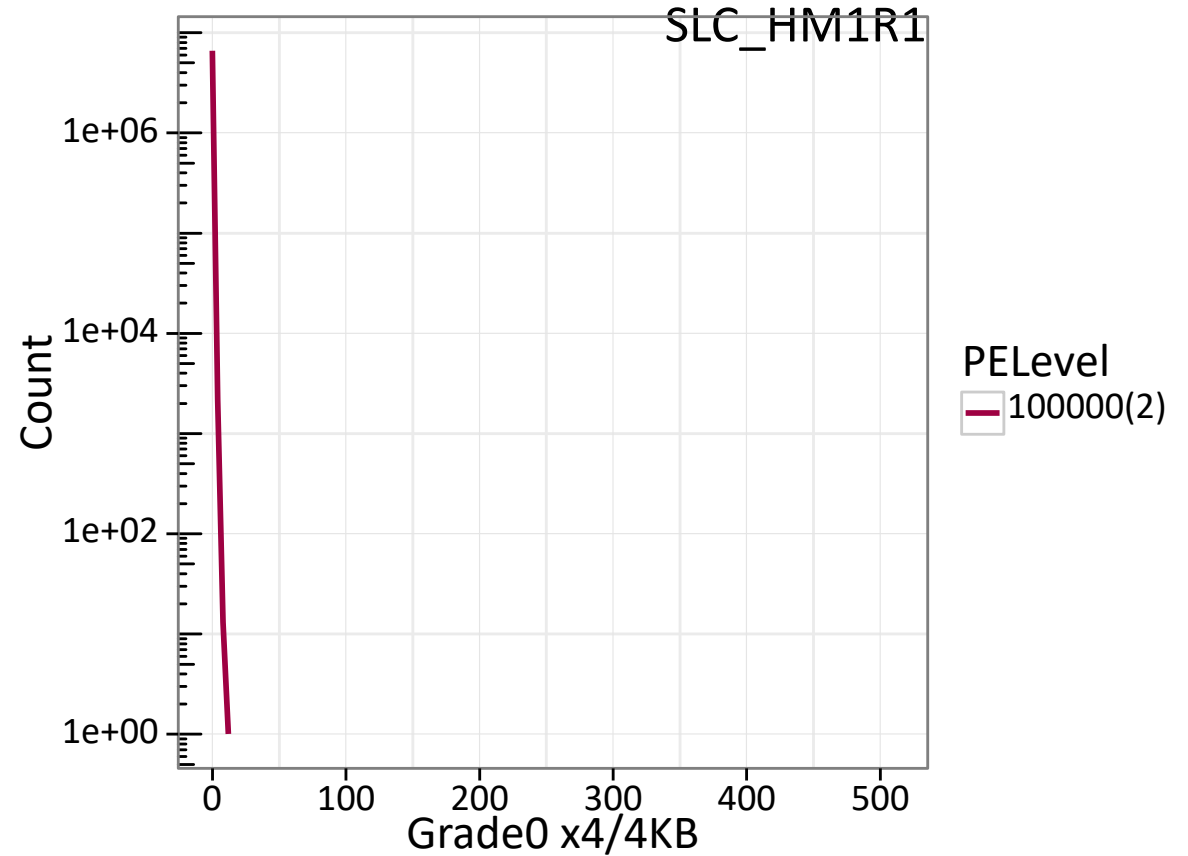
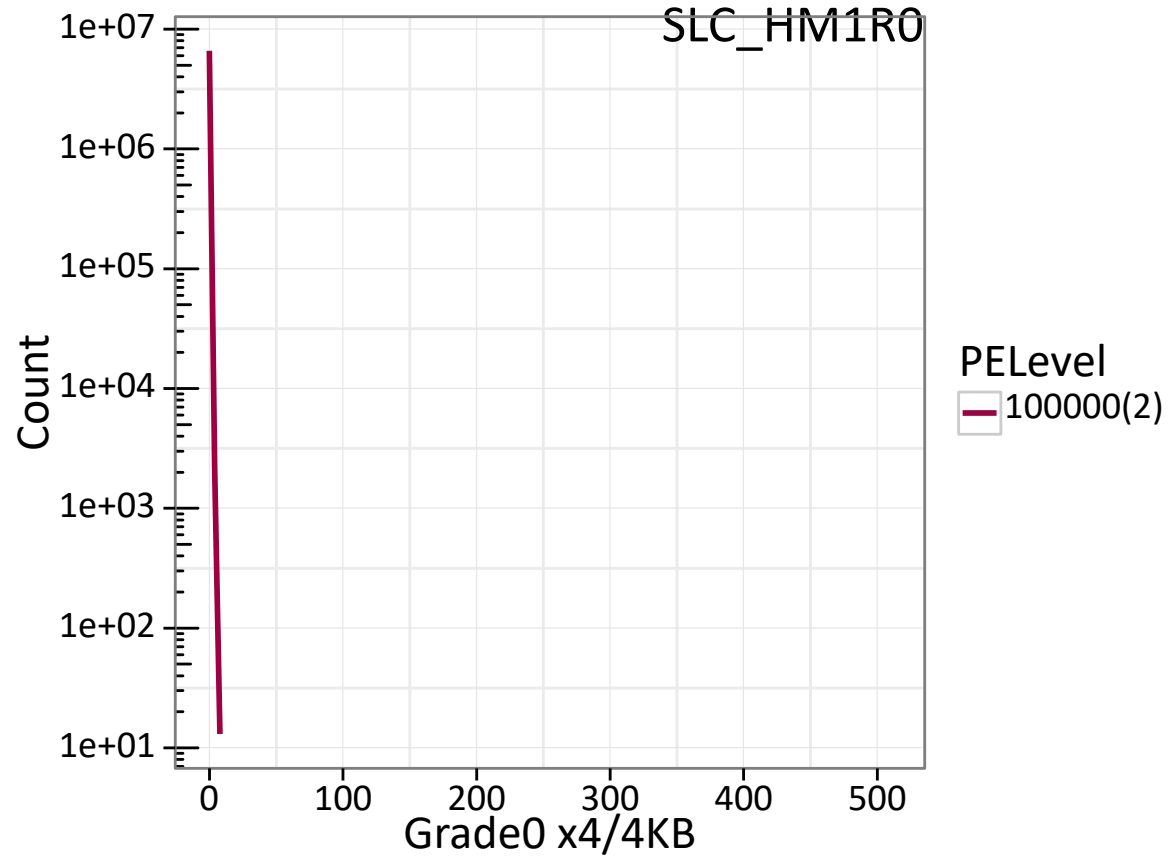
# CP9a: HM in-depth, 1month 45C DR (mid cross)

PQC10\_step\_16



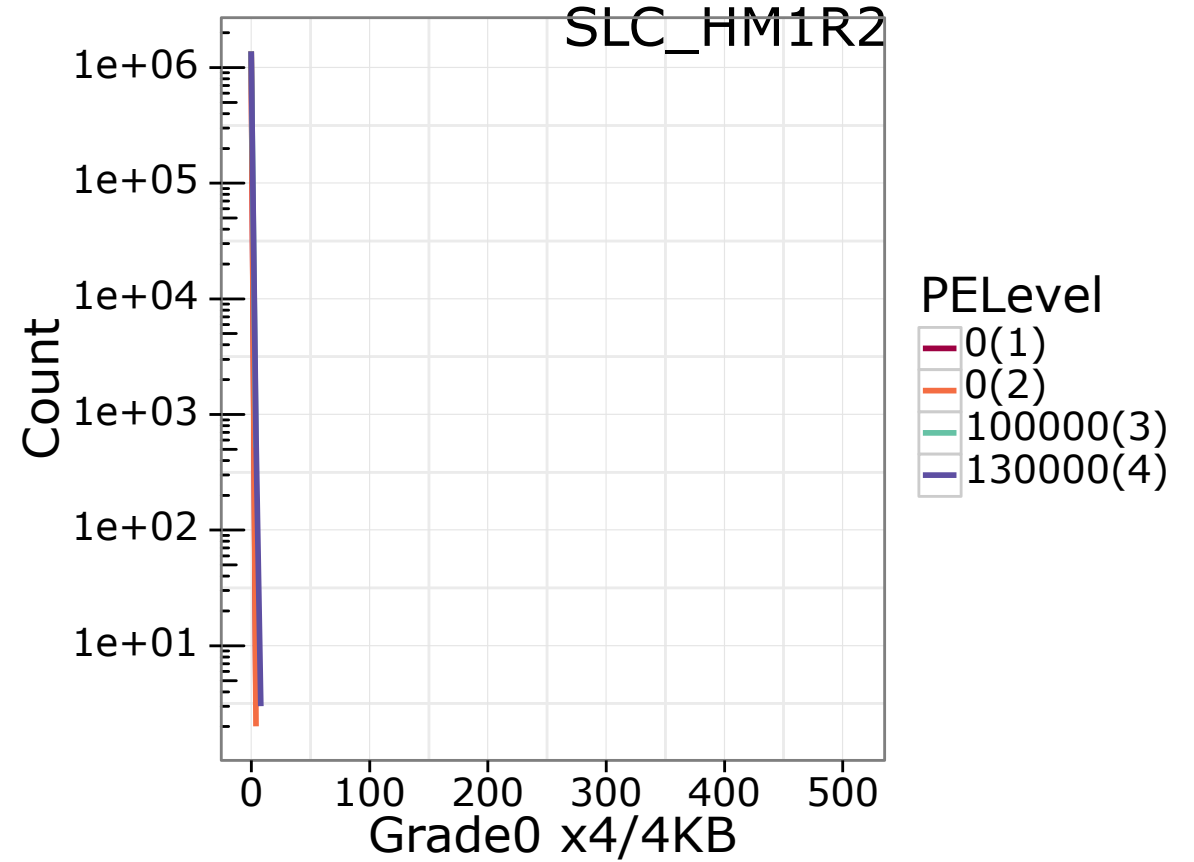
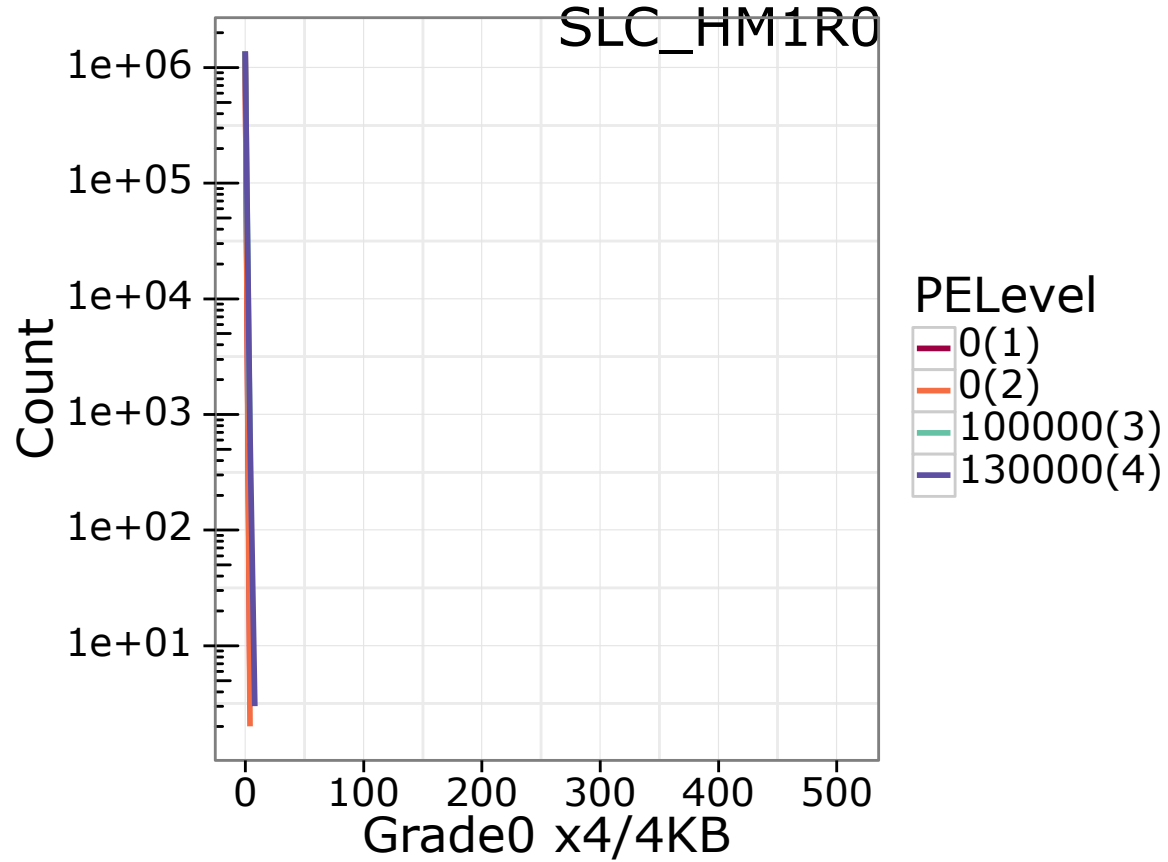
# CP9c: HM in-depth, 1 month 35C DR (mid cross)

PQC10\_step\_13



# CP11: HM\_INDEPTH,1month45C DR (High Cross)

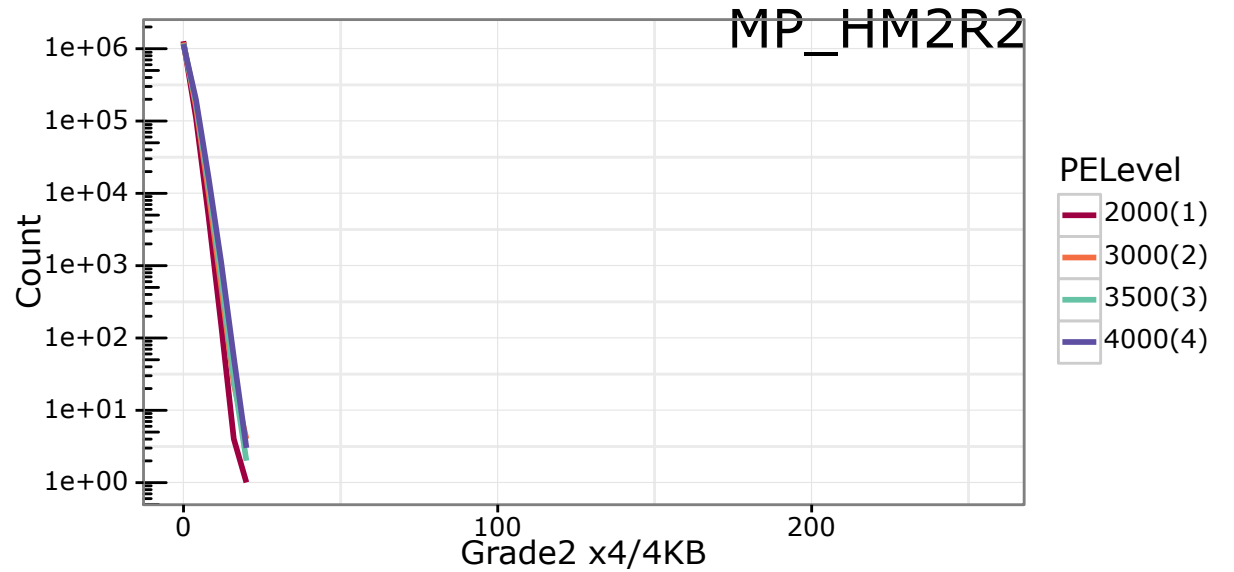
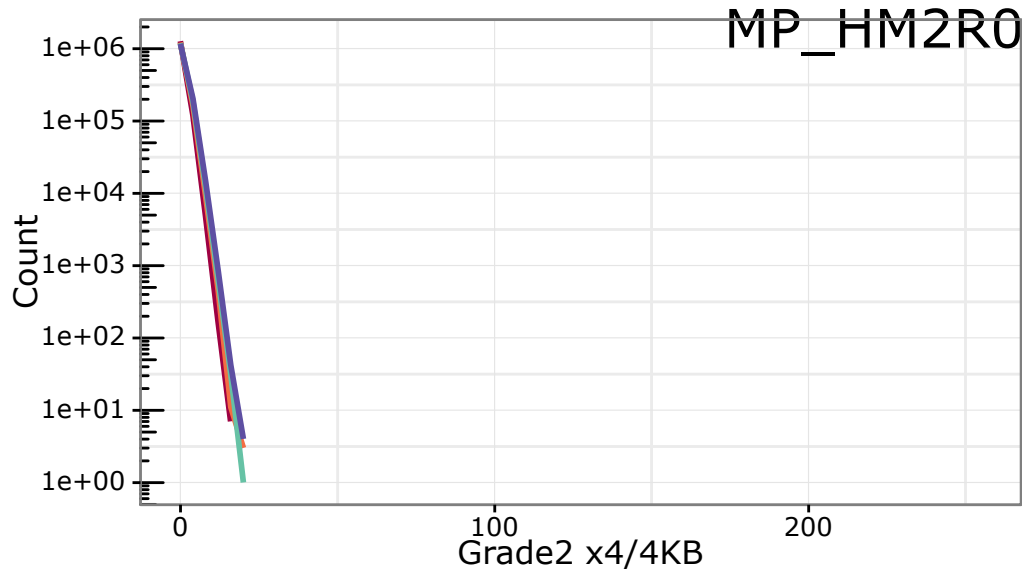
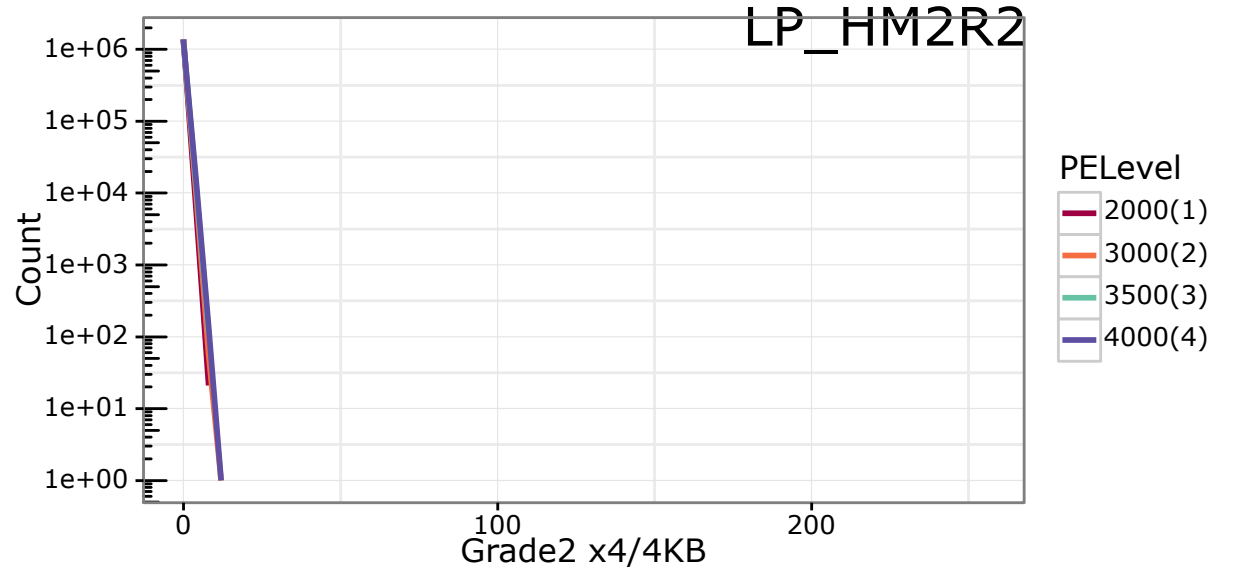
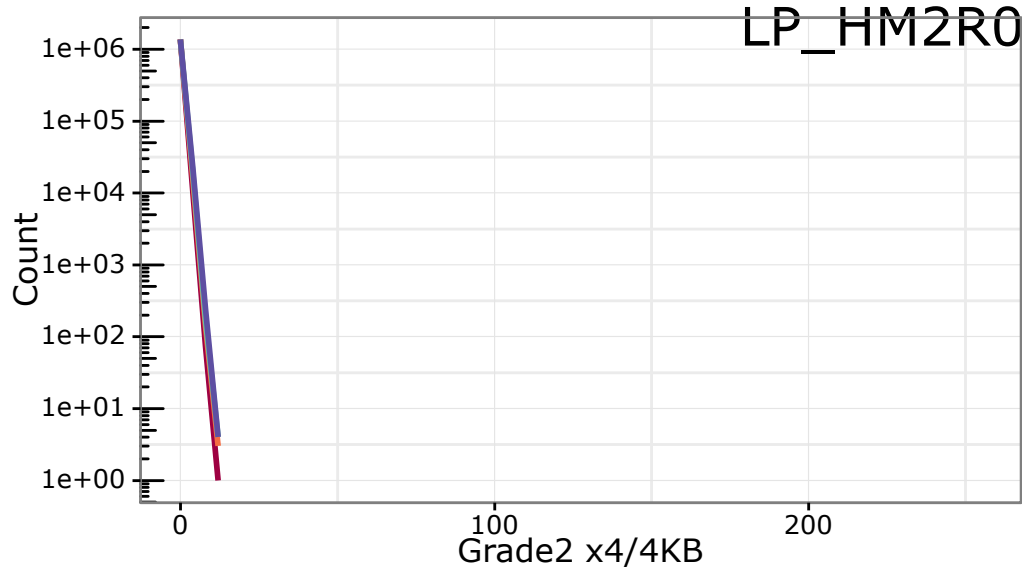
PQC08\_step\_45



## *Health Monitor In-Depth (Grade2)*

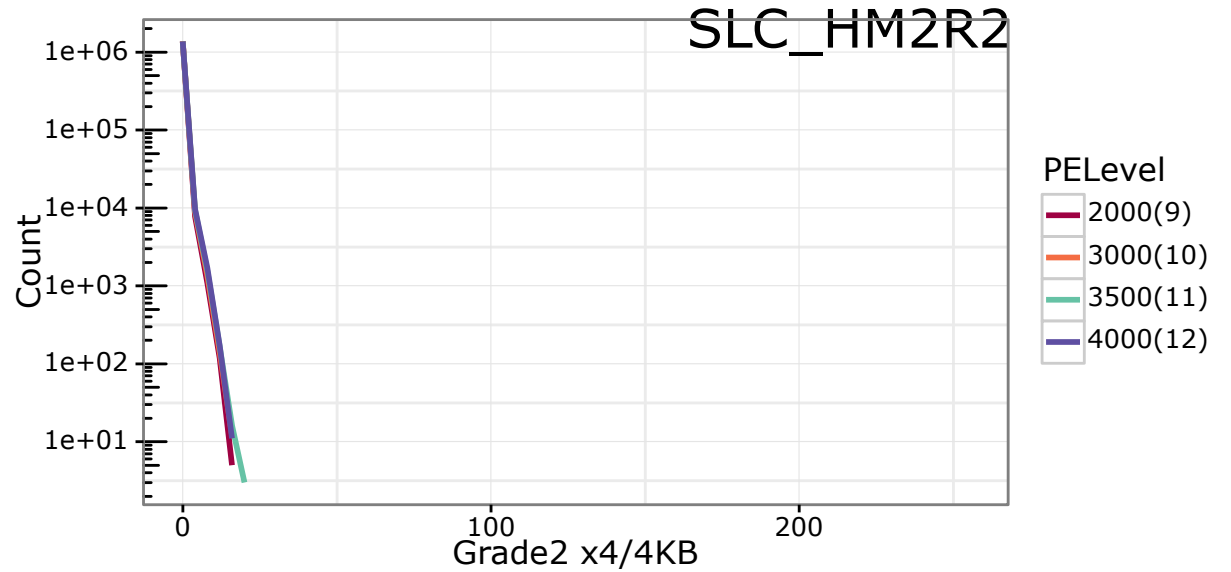
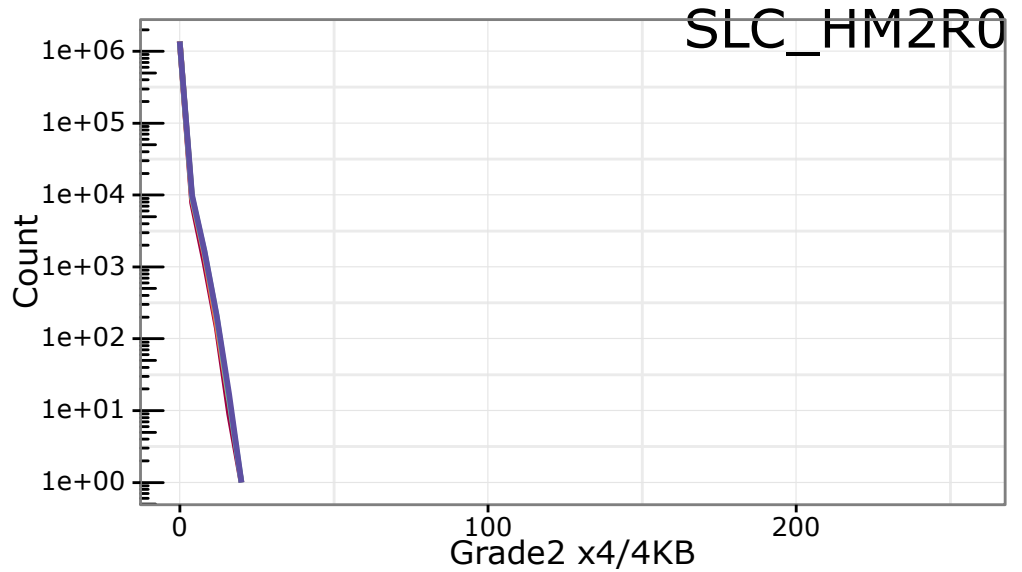
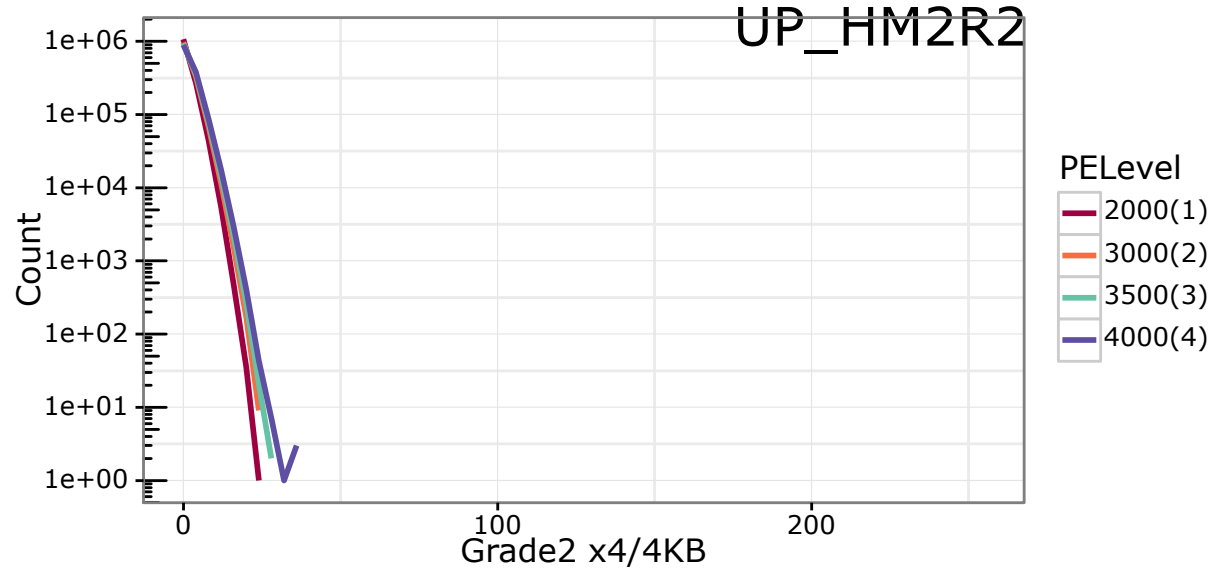
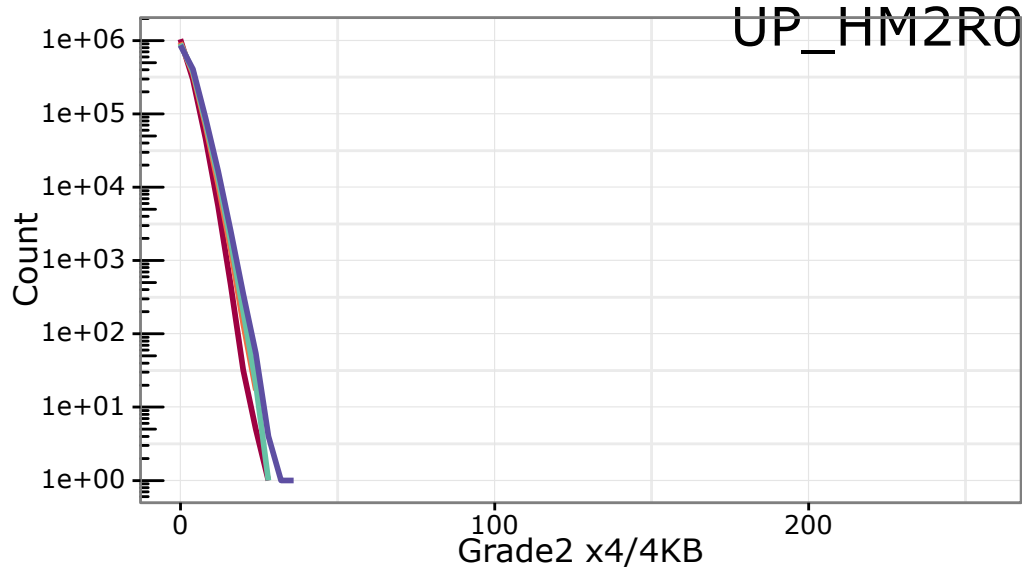
# CP3aopen: HM Xtemp in\_depth (12Month HTDR)

PQC04\_step\_50



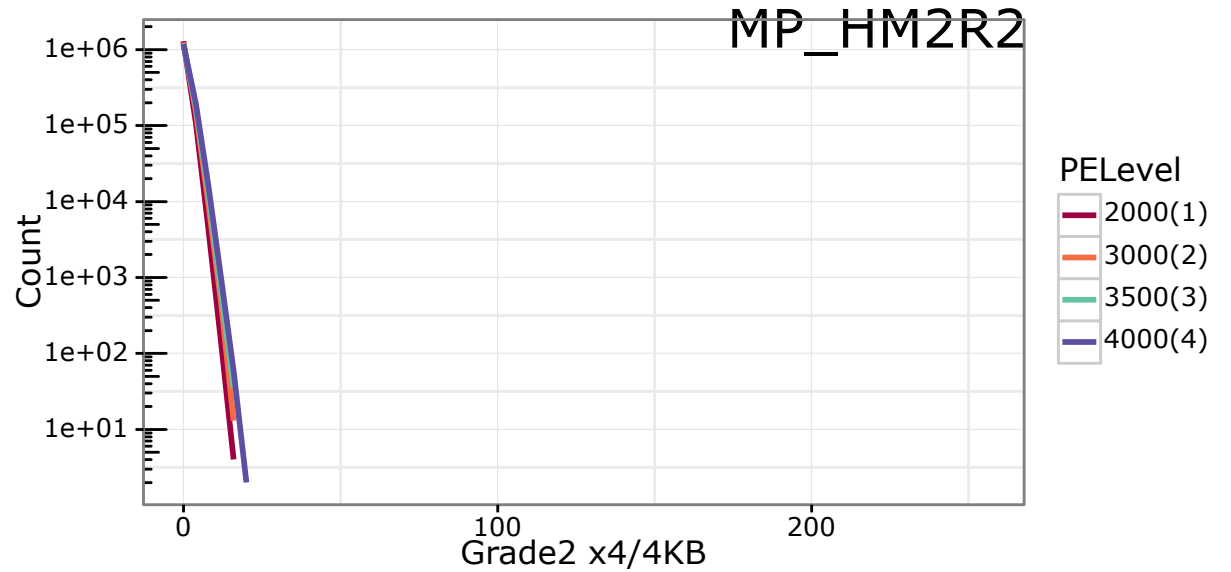
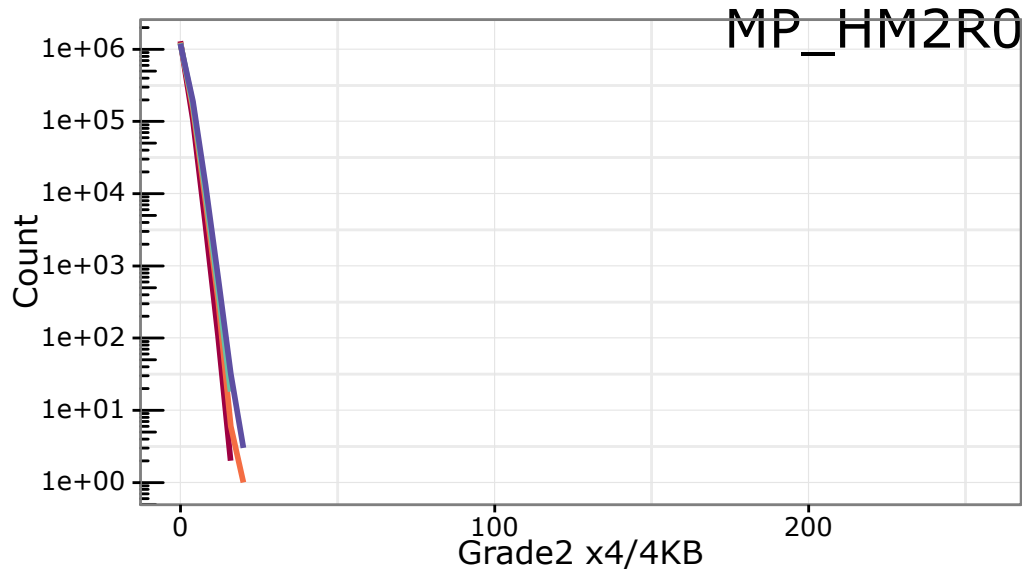
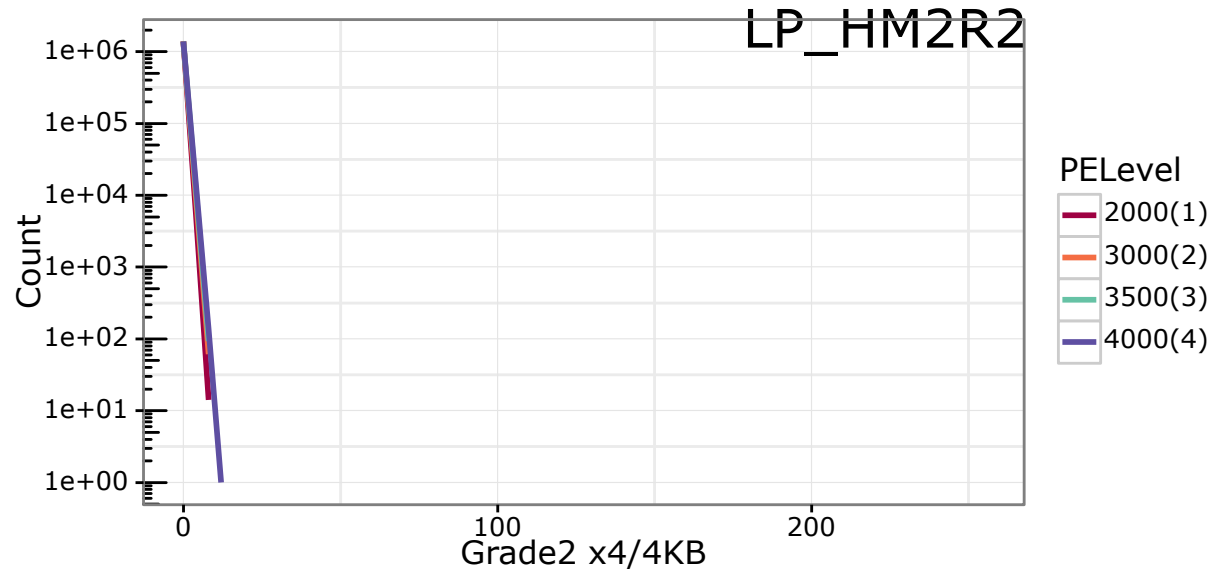
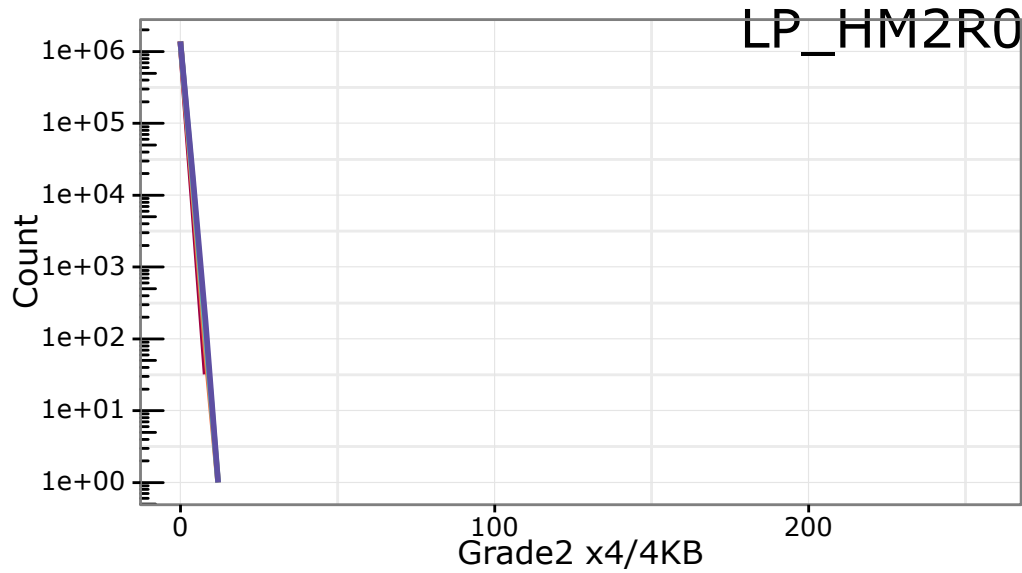
# CP3aopen: HM Xtemp in\_depth (12Month HTDR)

PQC04\_step\_50



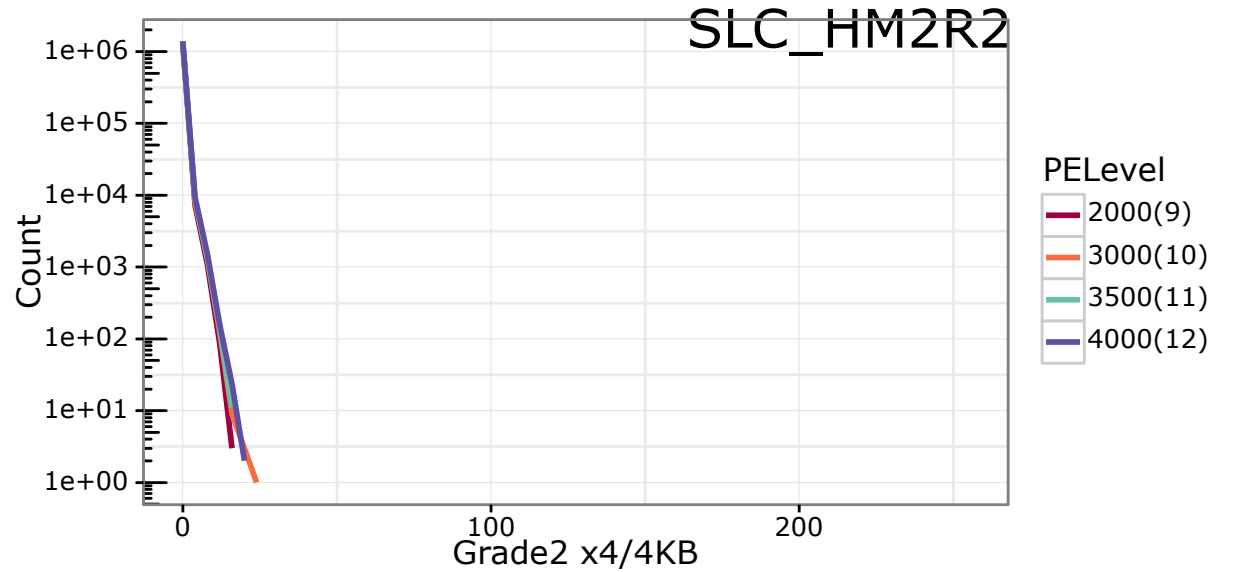
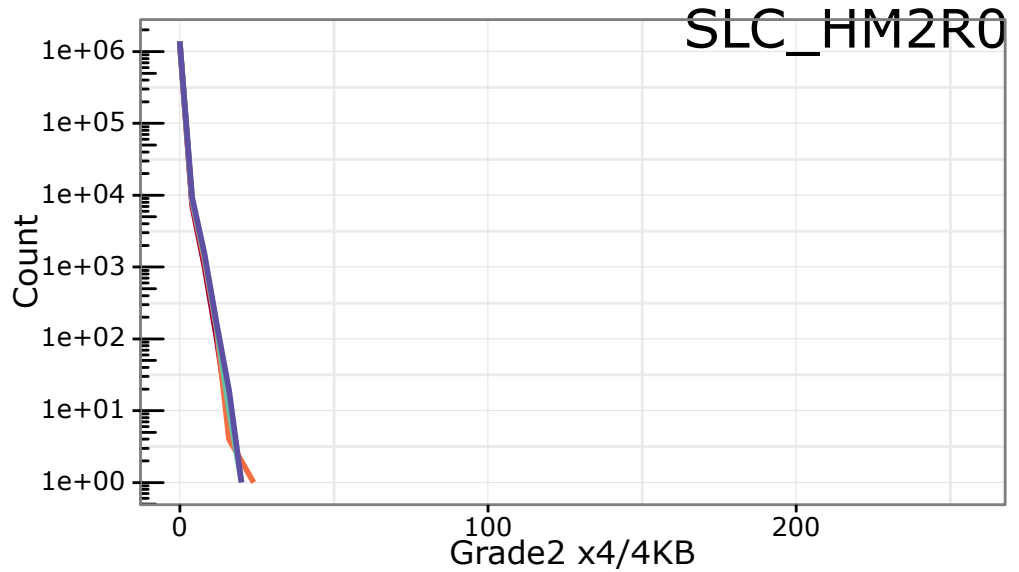
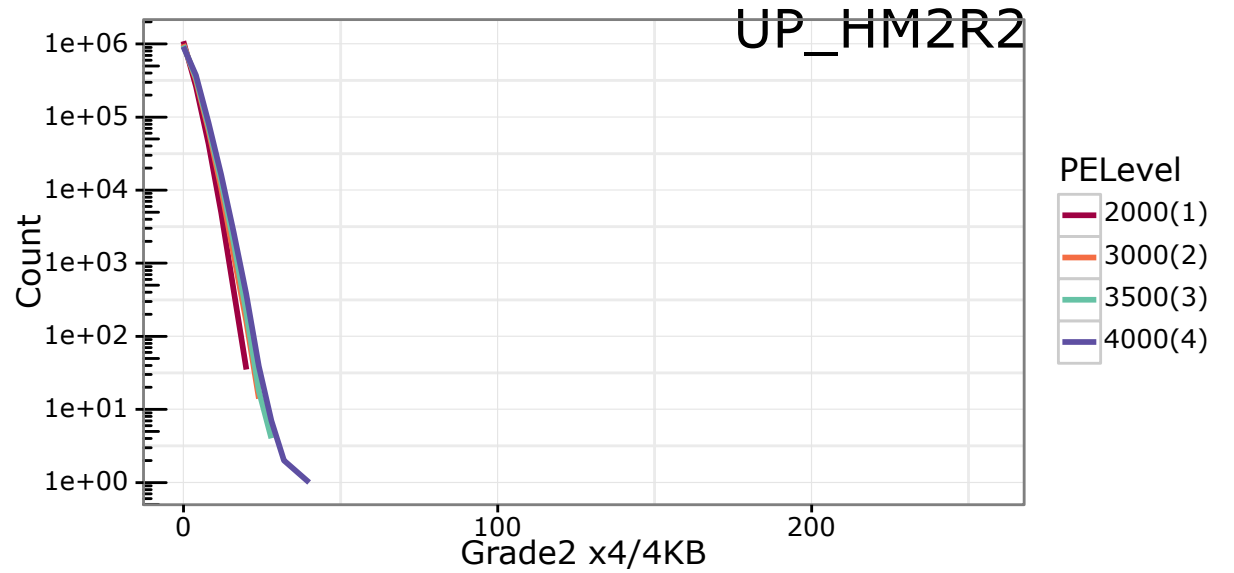
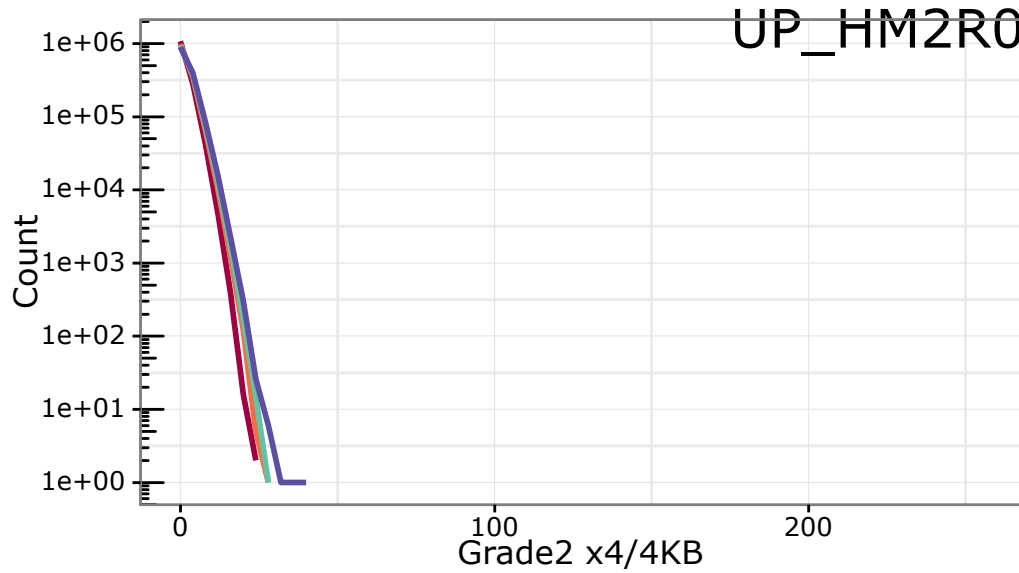
# CP3close: HM\_INDEPTH\_PROGRAM(12Month HTDR)

PQC04\_step\_59

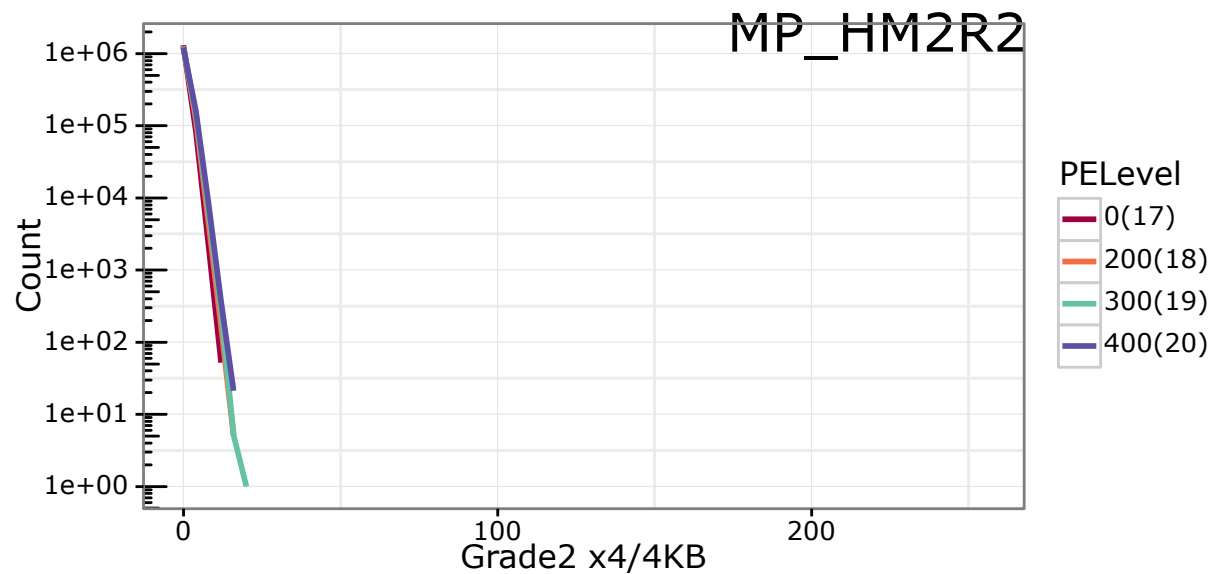
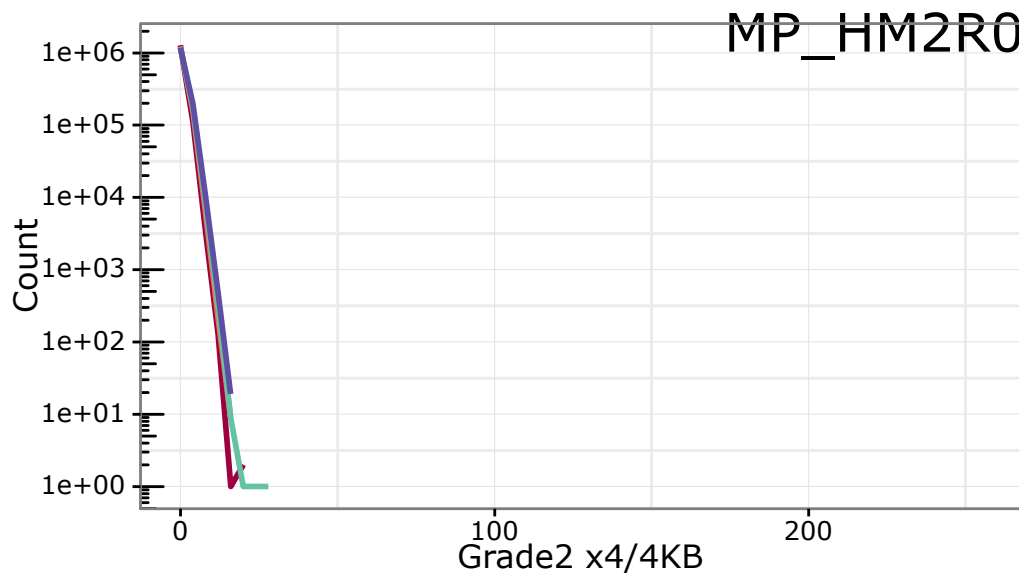
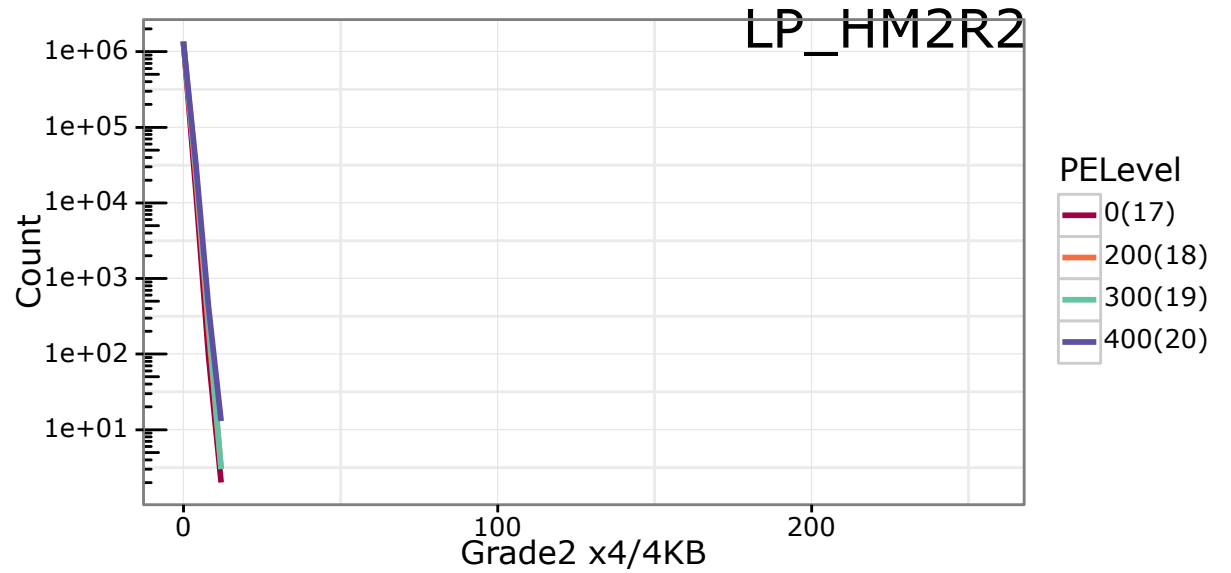
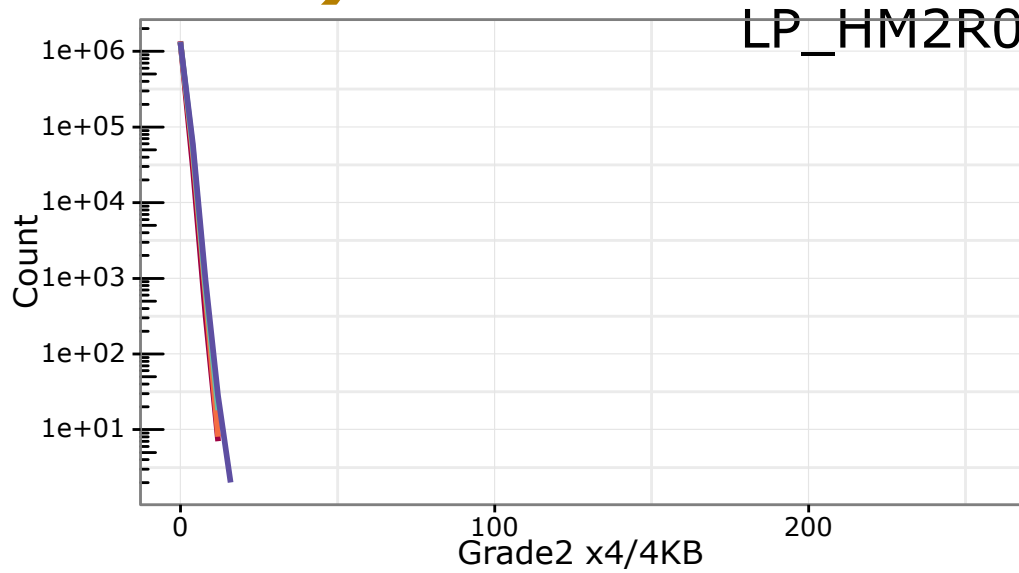


# CP3close: HM\_INDEPTH\_PROGRAM(12Month HTDR)

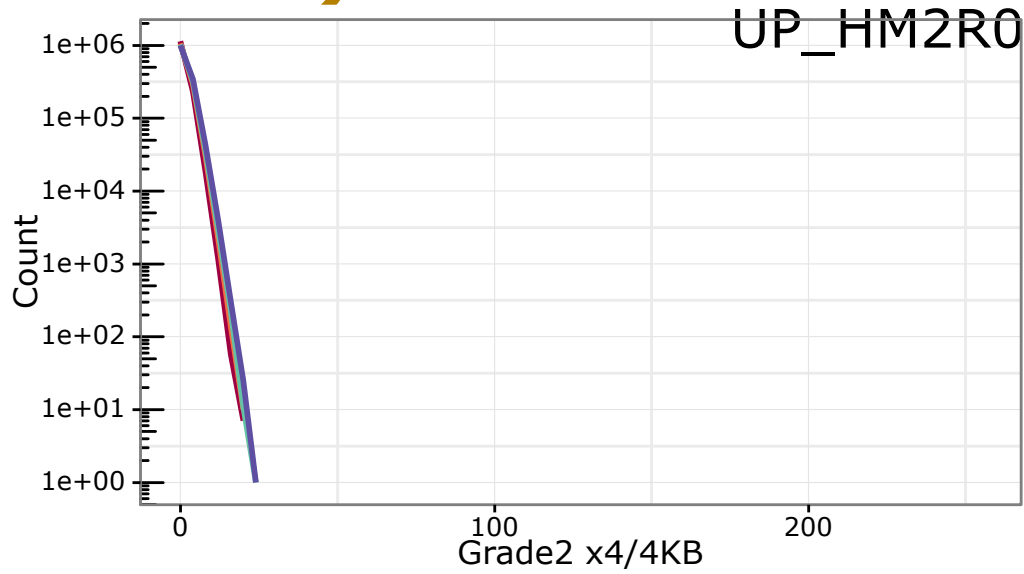
PQC04\_step\_59



# CP4aopen: health\_monitor X\_temp\_low (12Month PQC04\_step\_53 HTDR)

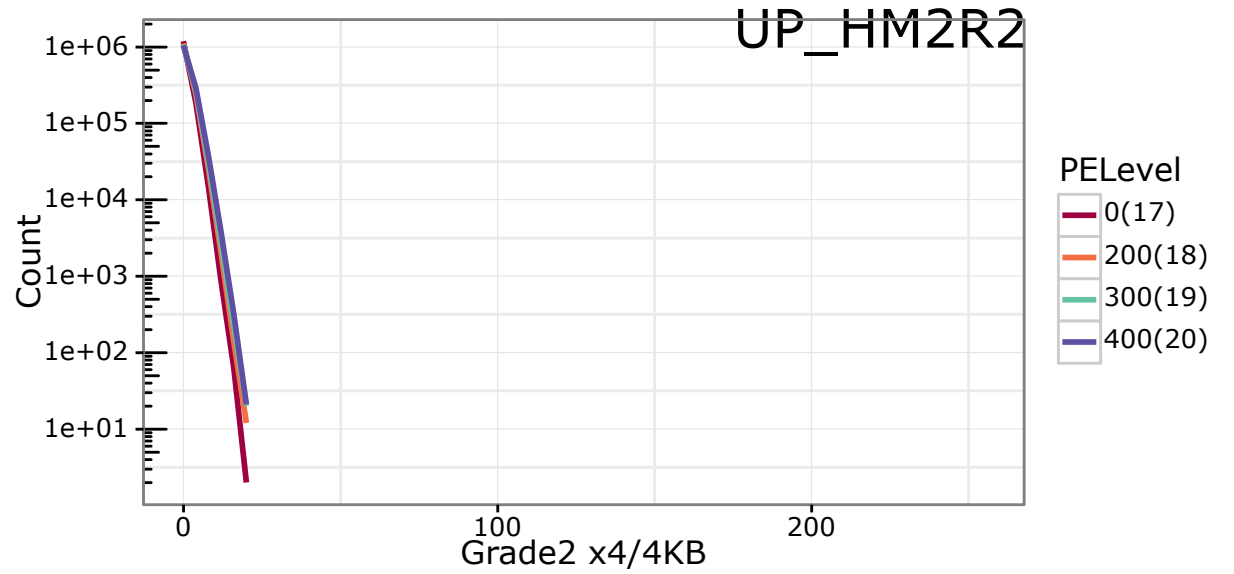


# CP4aopen: health\_monitor X\_temp\_low (12Month PQC04\_step\_53 HTDR)



PELevel

- 0(17)
- 200(18)
- 300(19)
- 400(20)

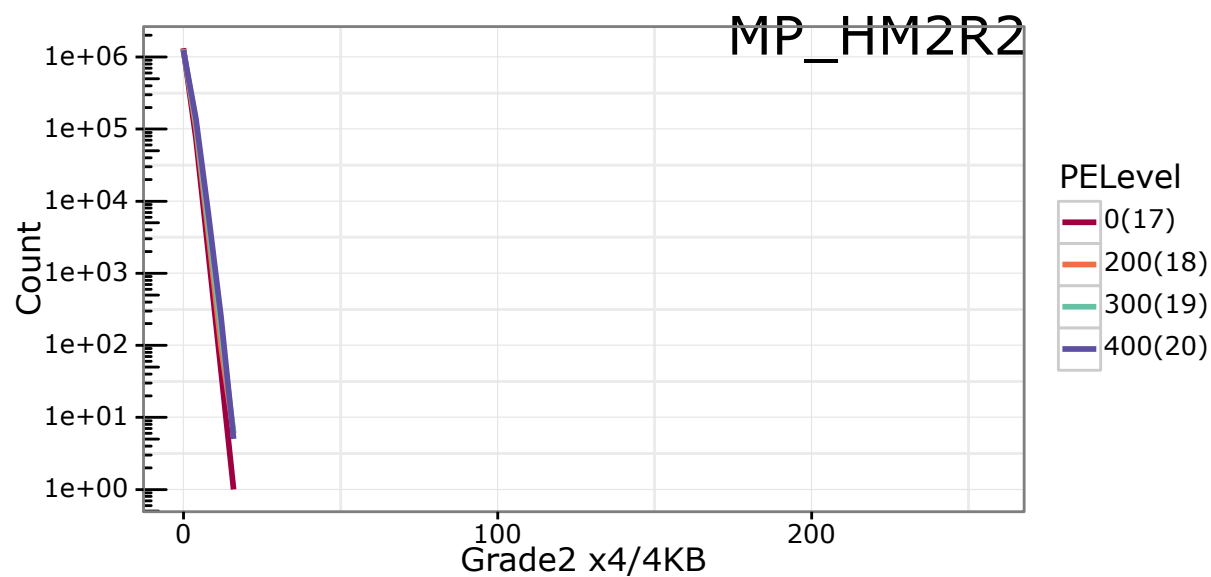
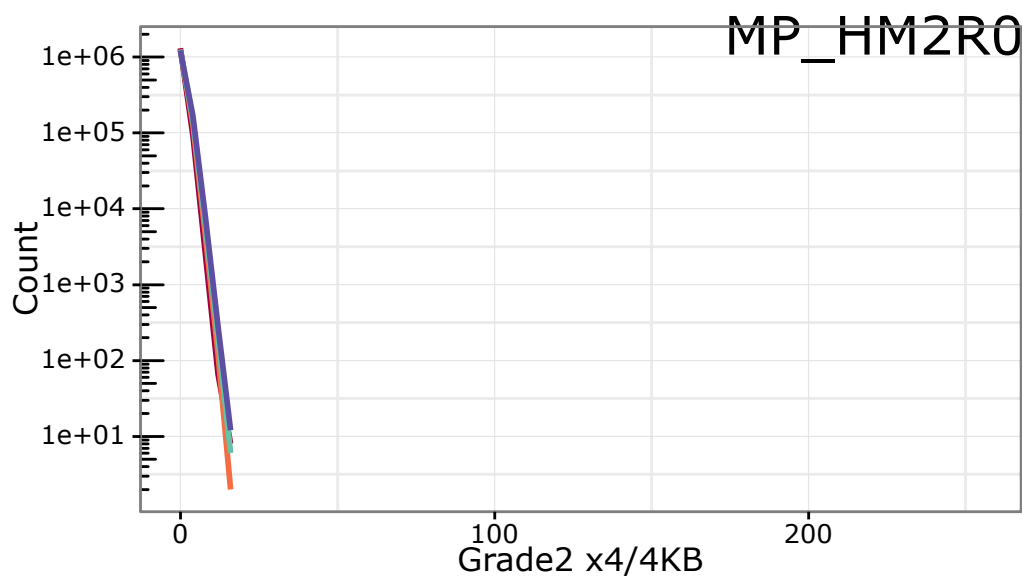
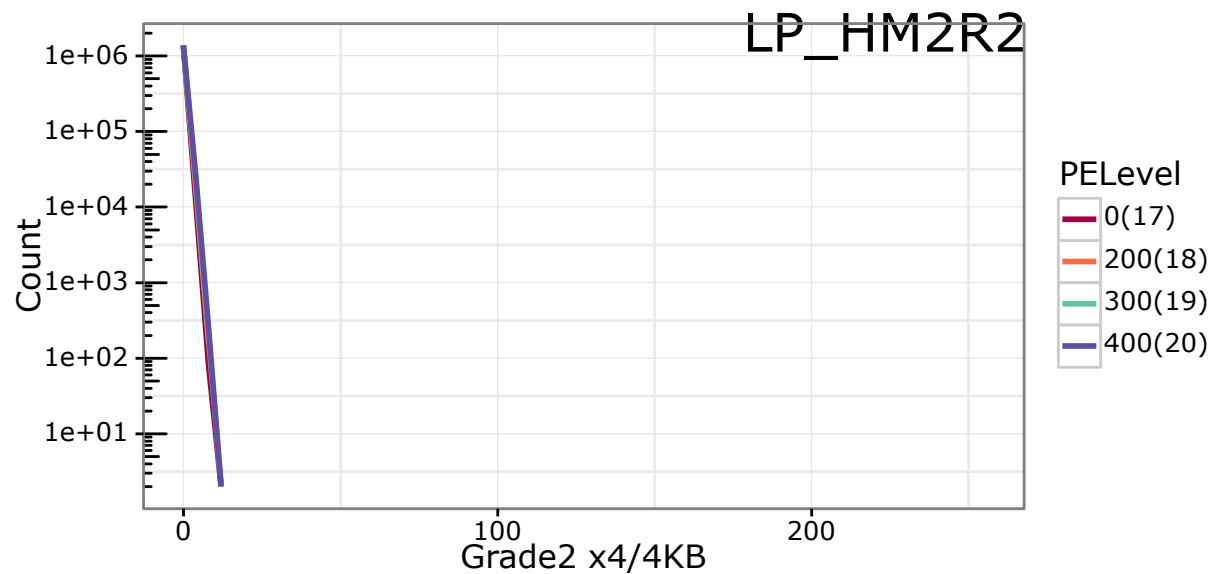
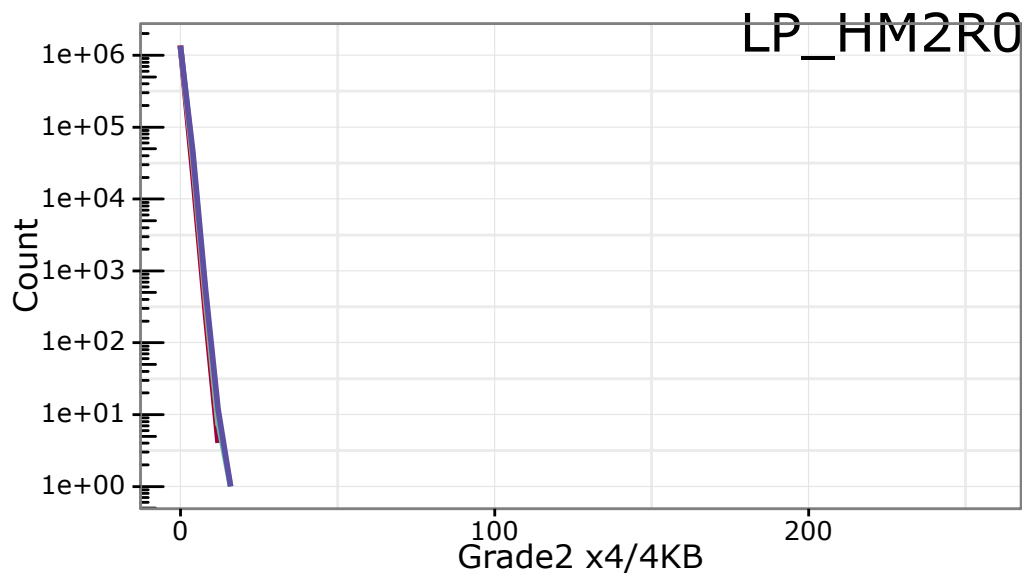


PELevel

- 0(17)
- 200(18)
- 300(19)
- 400(20)

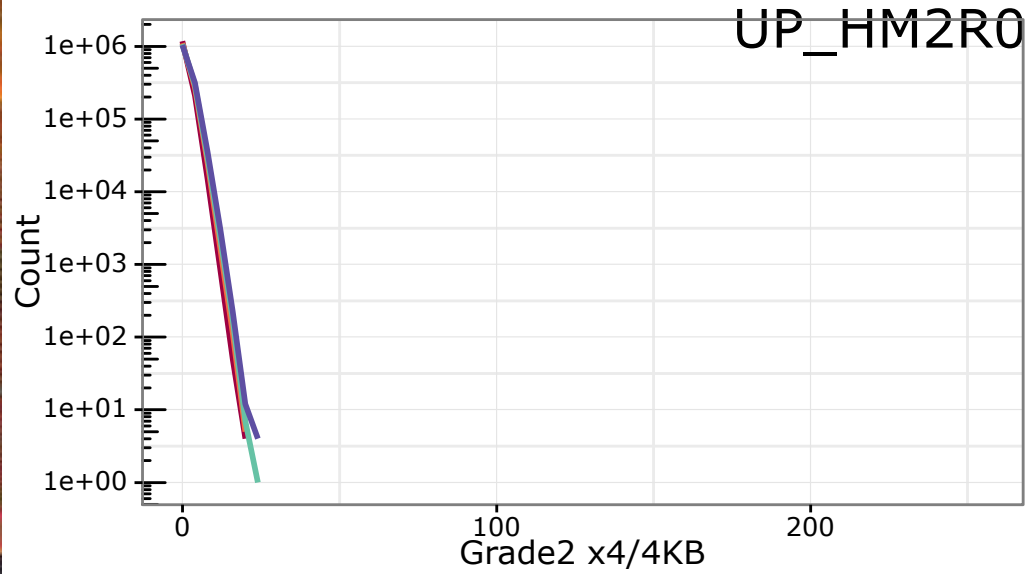
# CP4aclose: HM Xtemp in\_depth (12Month HTDR)

PQC04\_step\_62

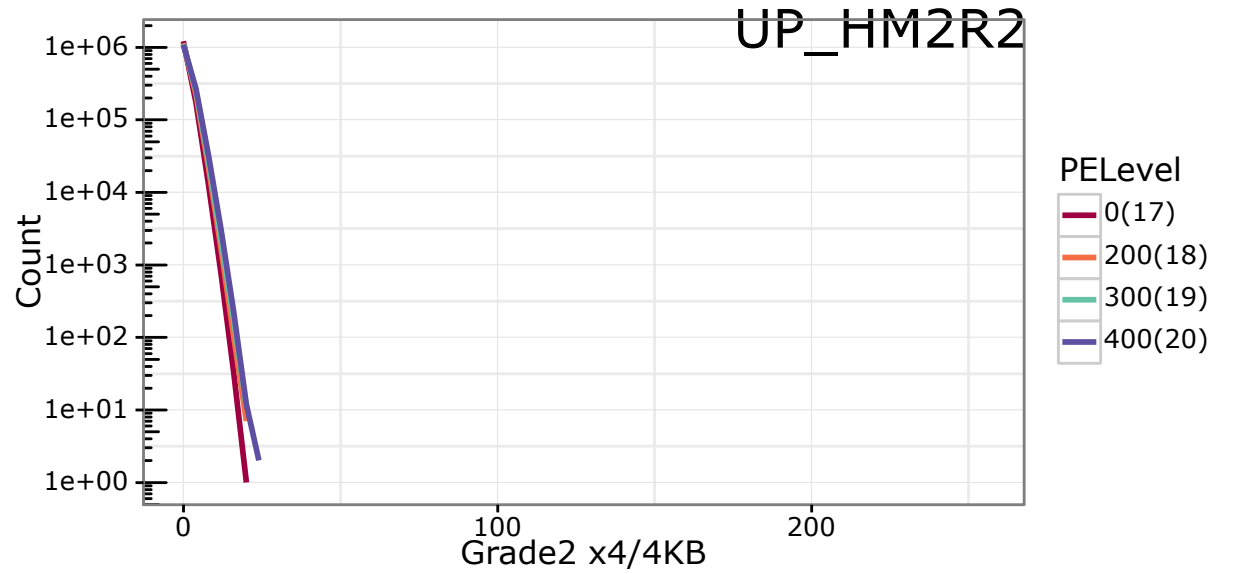


# CP4aclose: HM Xtemp in\_depth (12Month HTDR)

PQC04\_step\_62



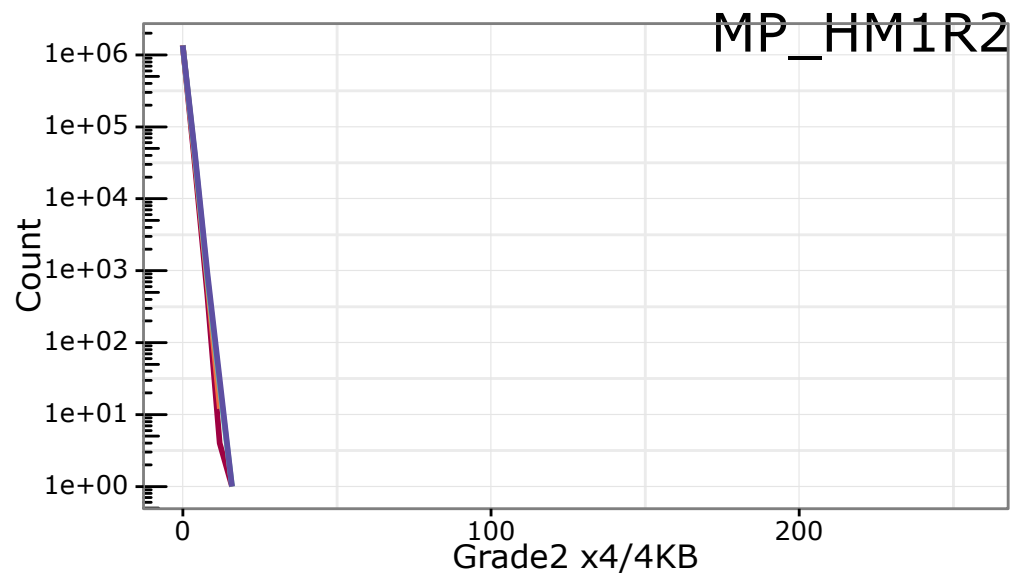
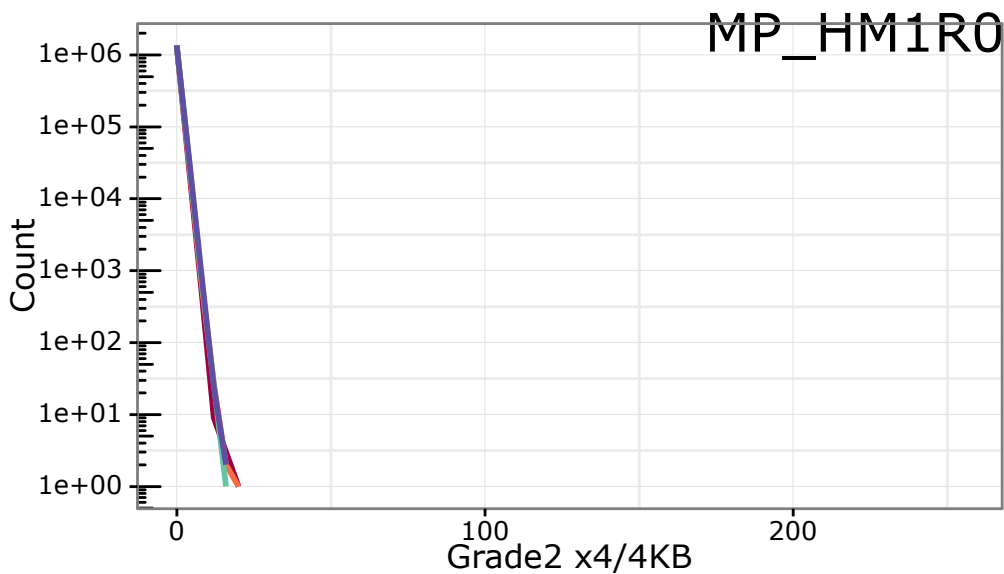
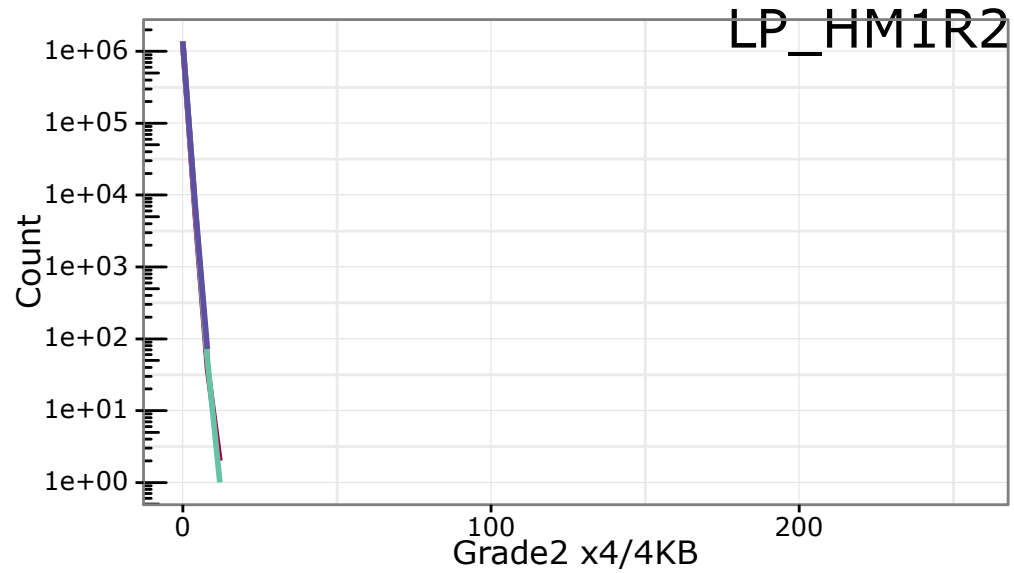
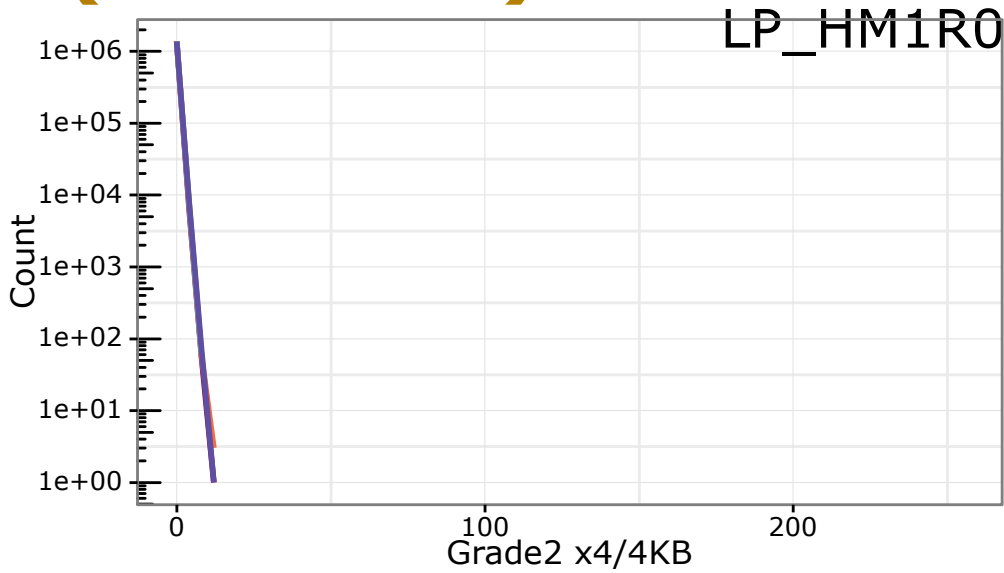
PELevel  
0(17)  
200(18)  
300(19)  
400(20)



PELevel  
0(17)  
200(18)  
300(19)  
400(20)

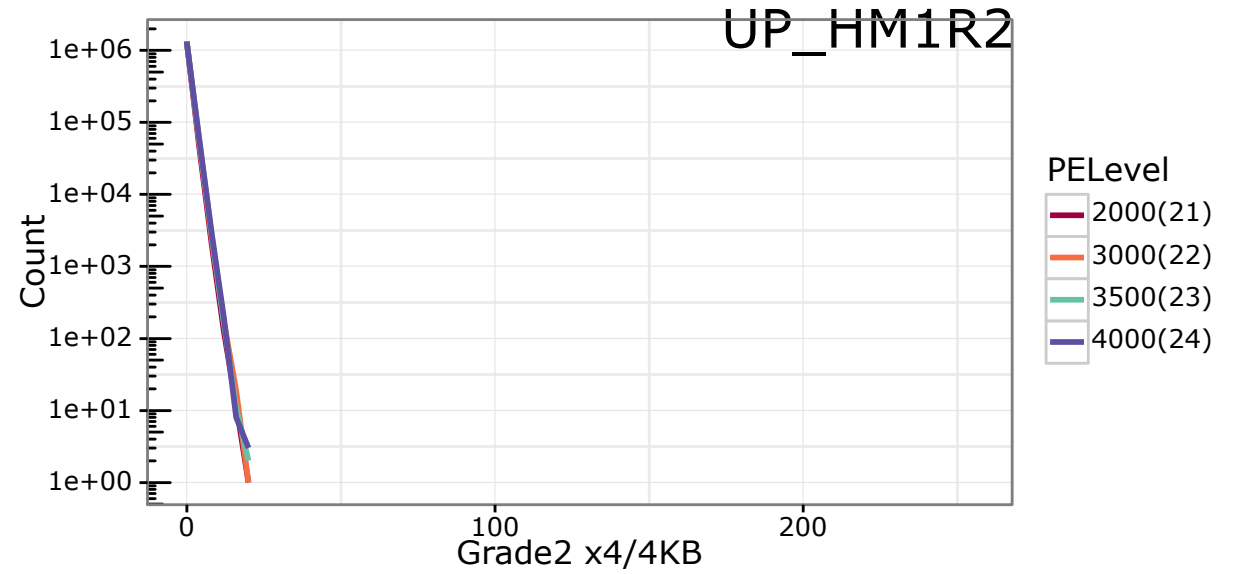
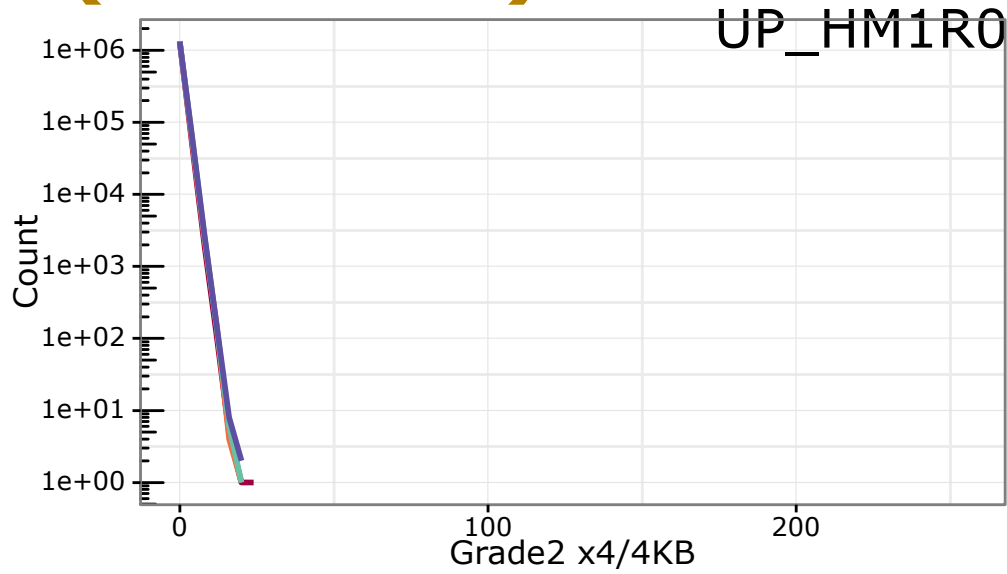
# CP4b: Post Cycling PD HM in\_depth Xtemp

PQC04\_step\_12



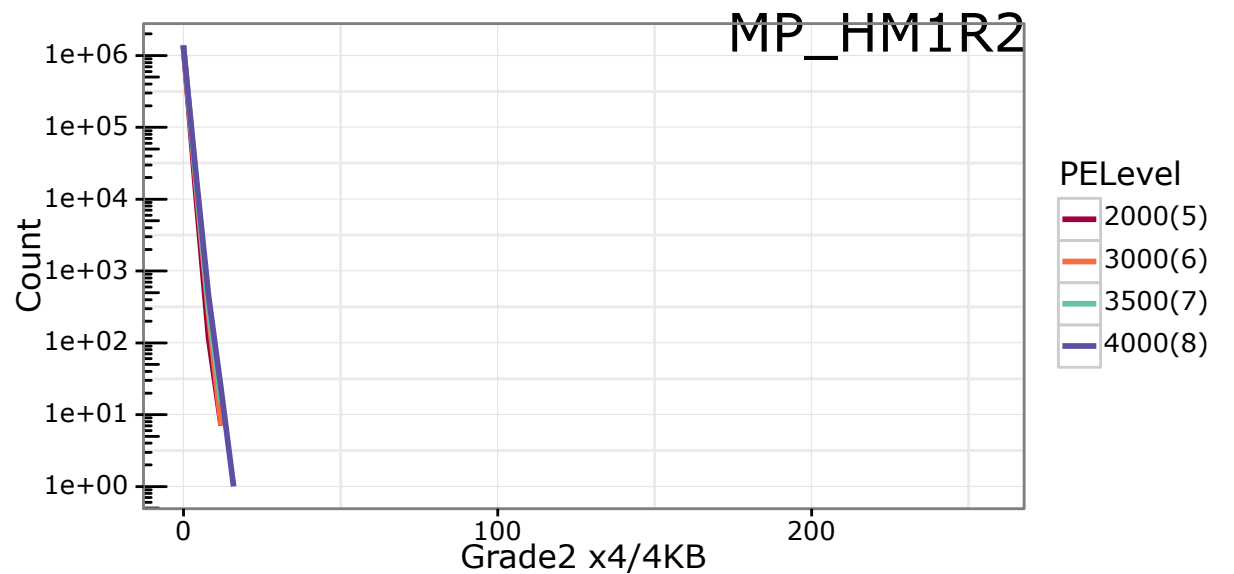
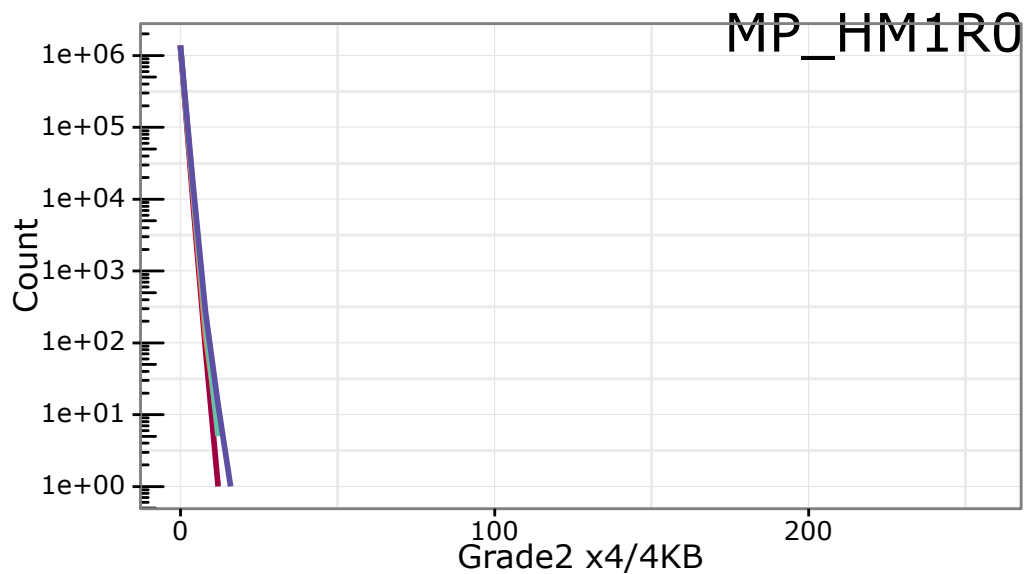
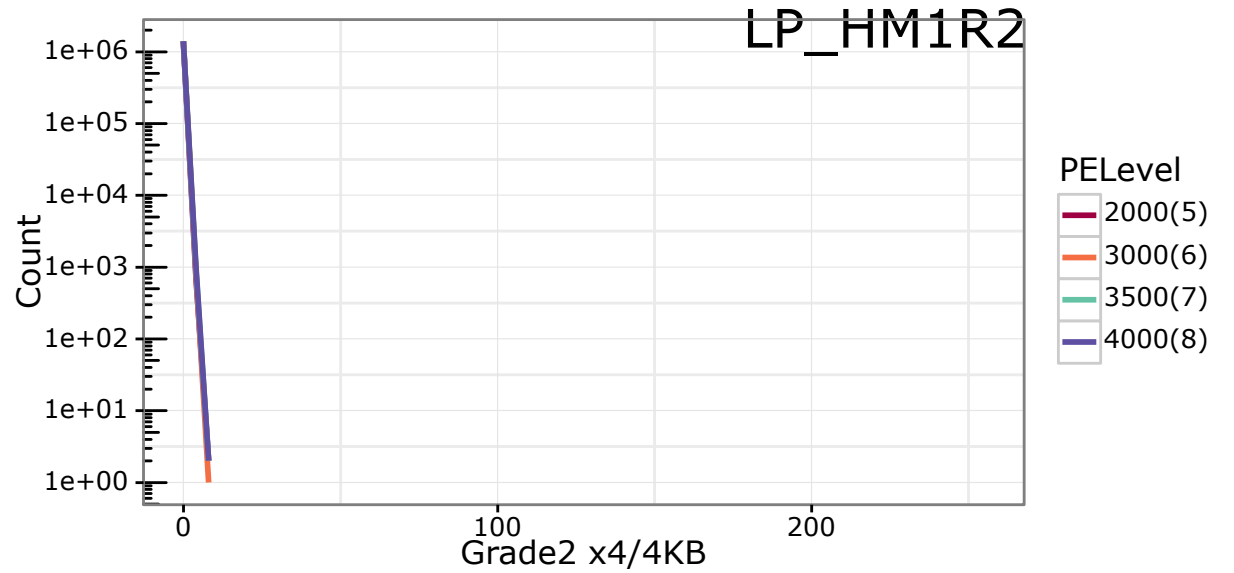
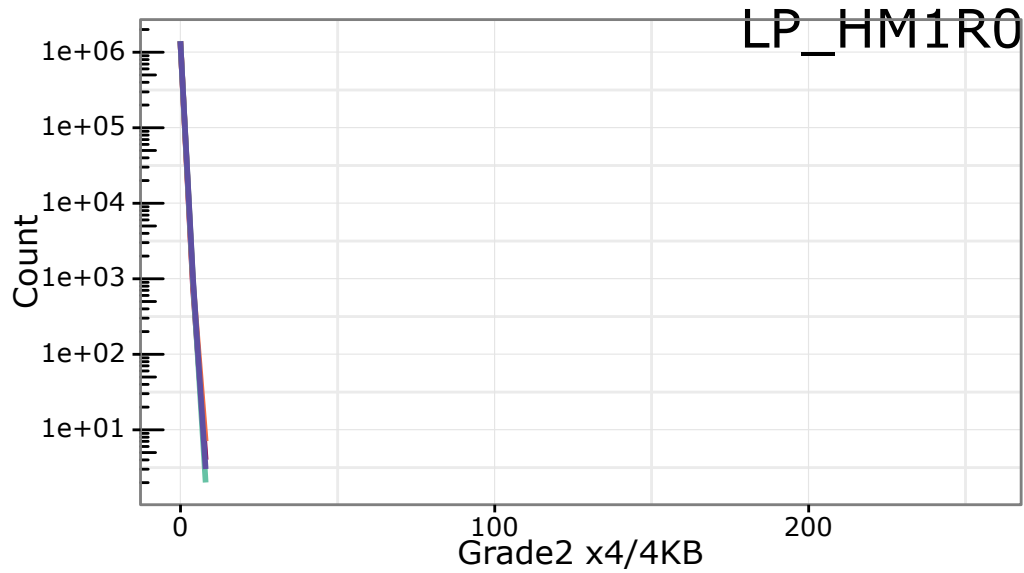
# CP4b: Post Cycling PD HM in\_depth Xtemp

PQC04\_step\_12  
(PARTIAL)



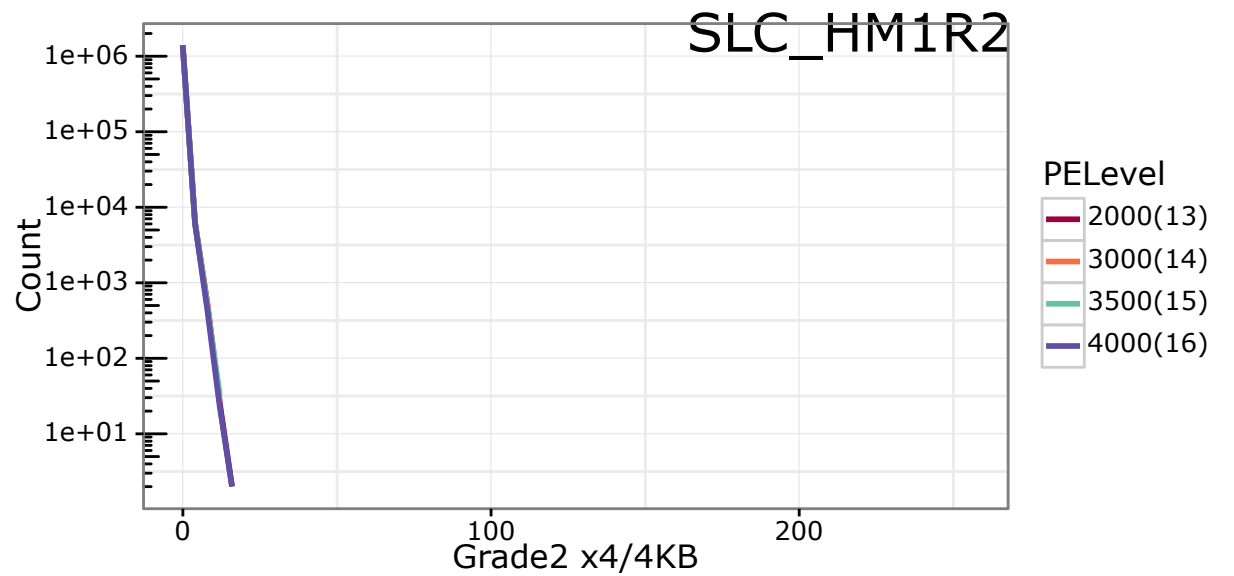
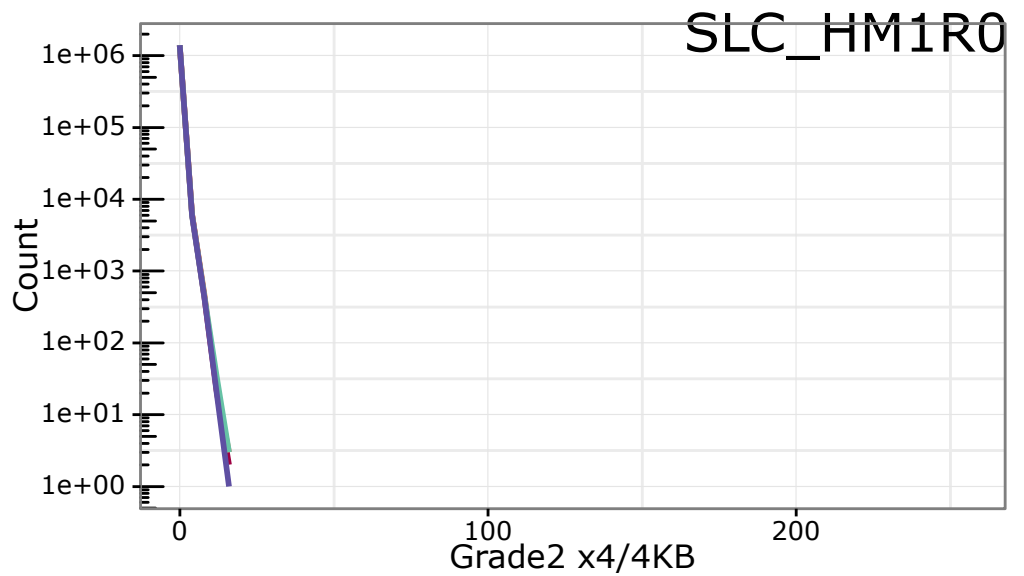
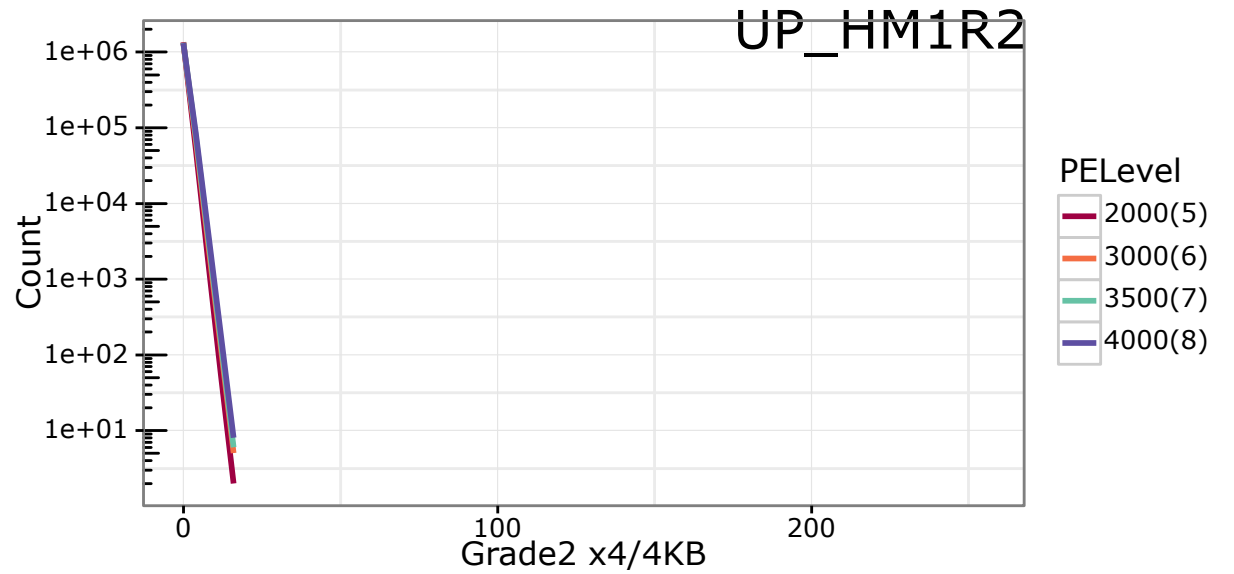
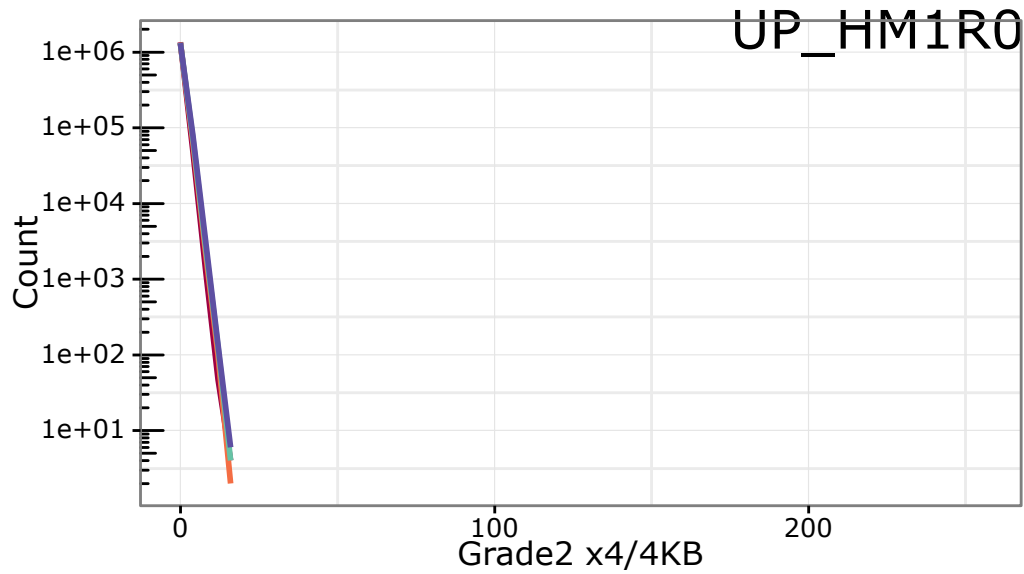
# CP5: 250K SPRD HM\_INDEPTH

PQC04\_step\_37



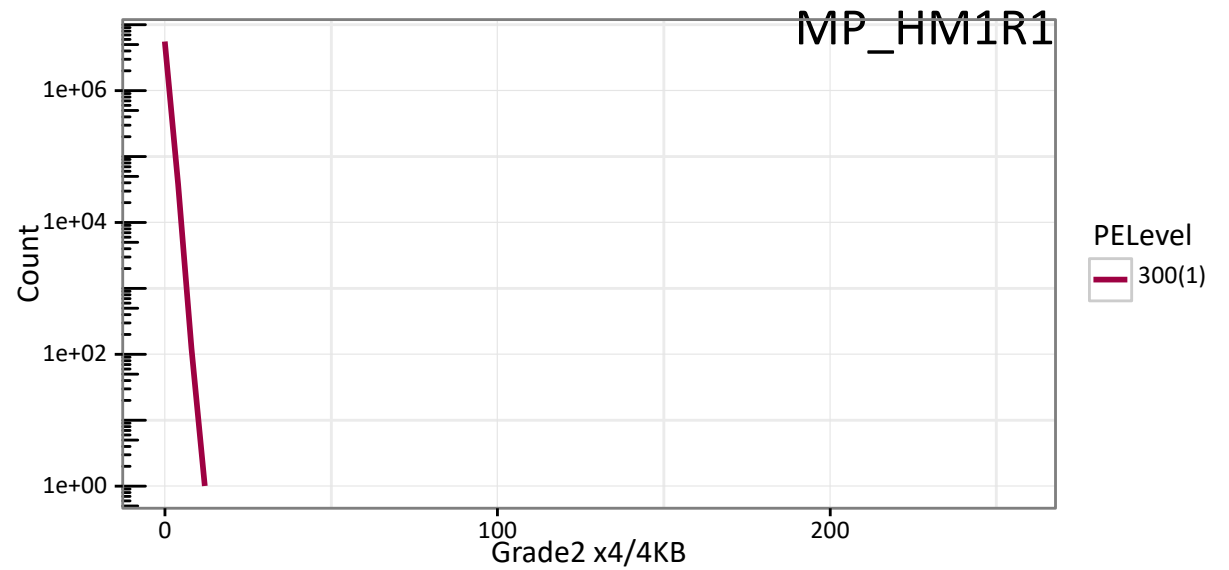
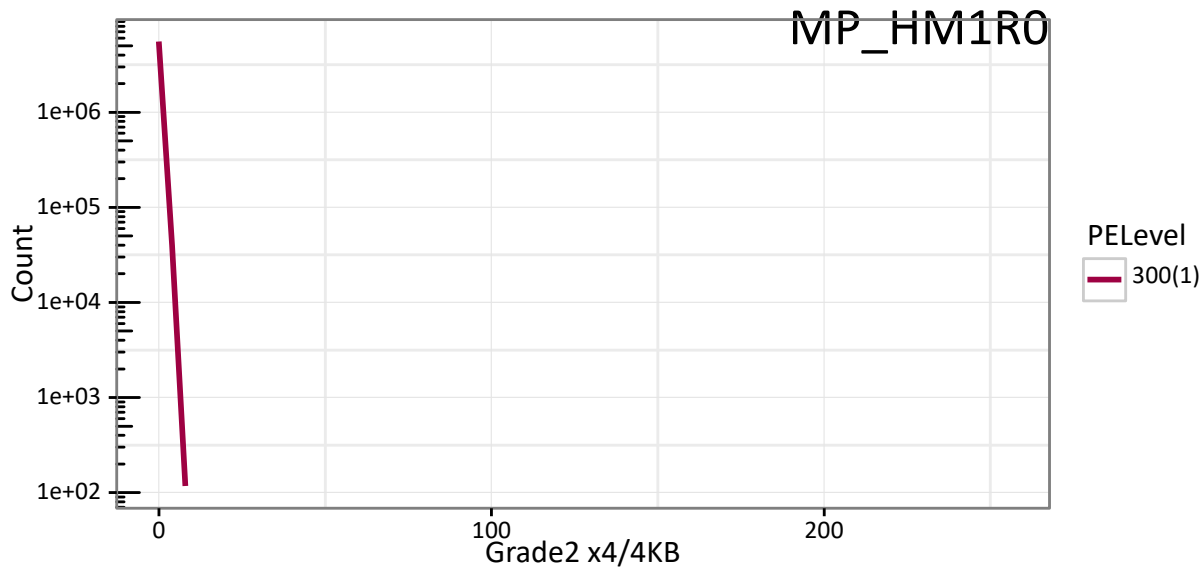
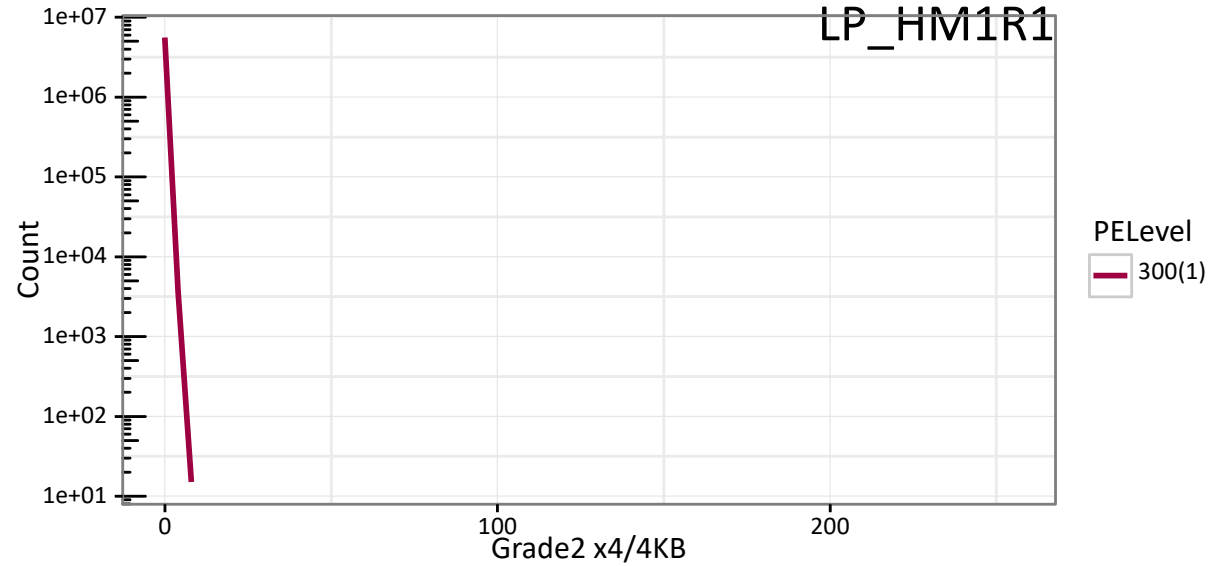
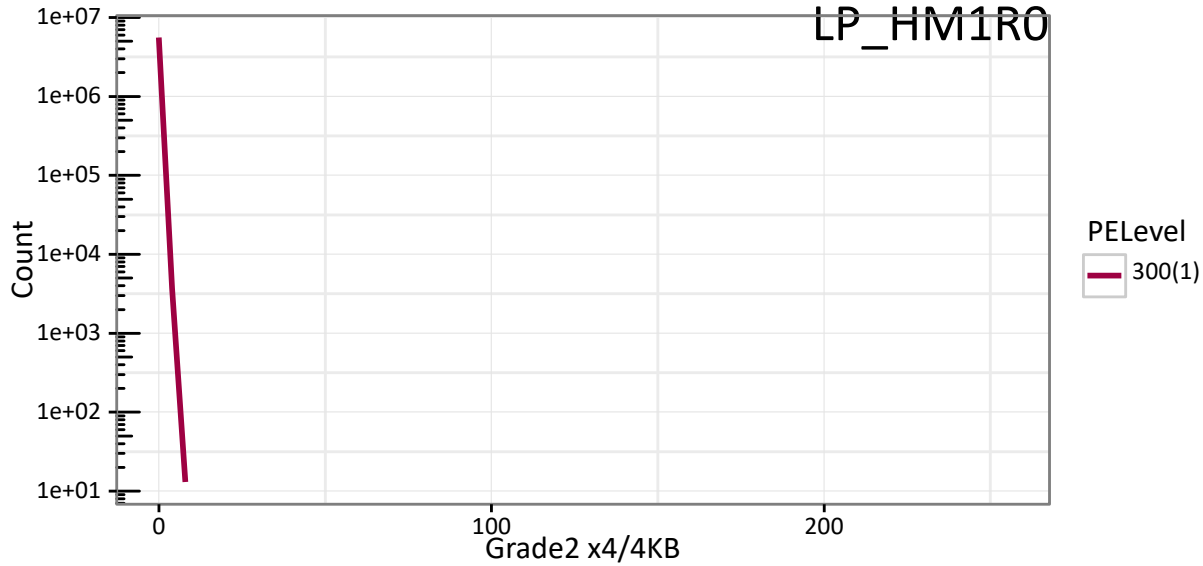
# CP5: 250K SPRD HM\_INDEPTH

PQC04\_step\_37



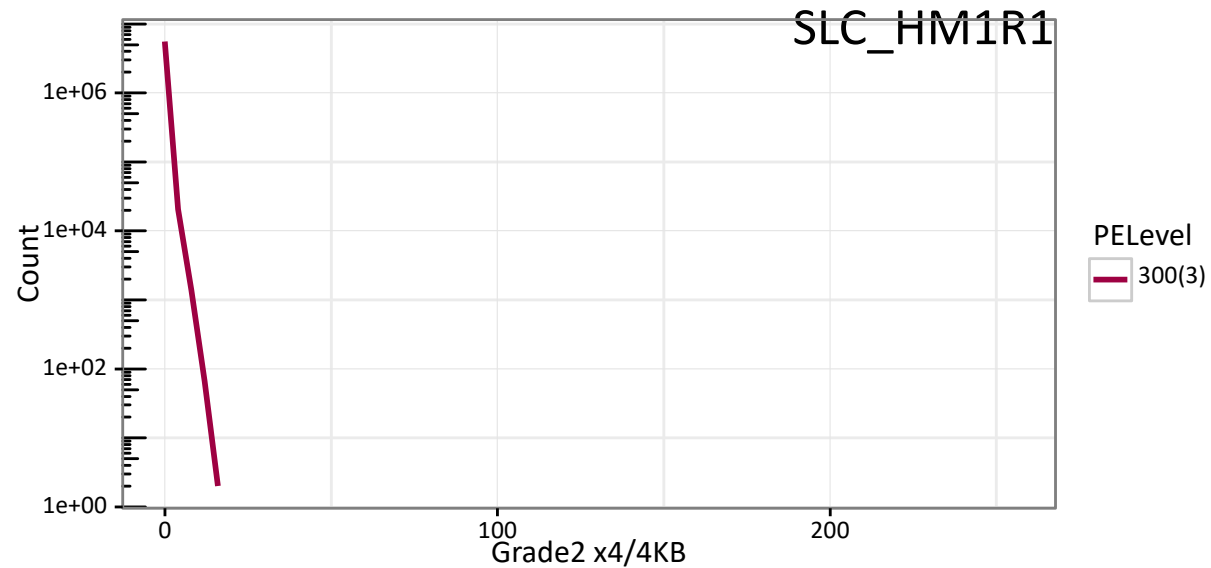
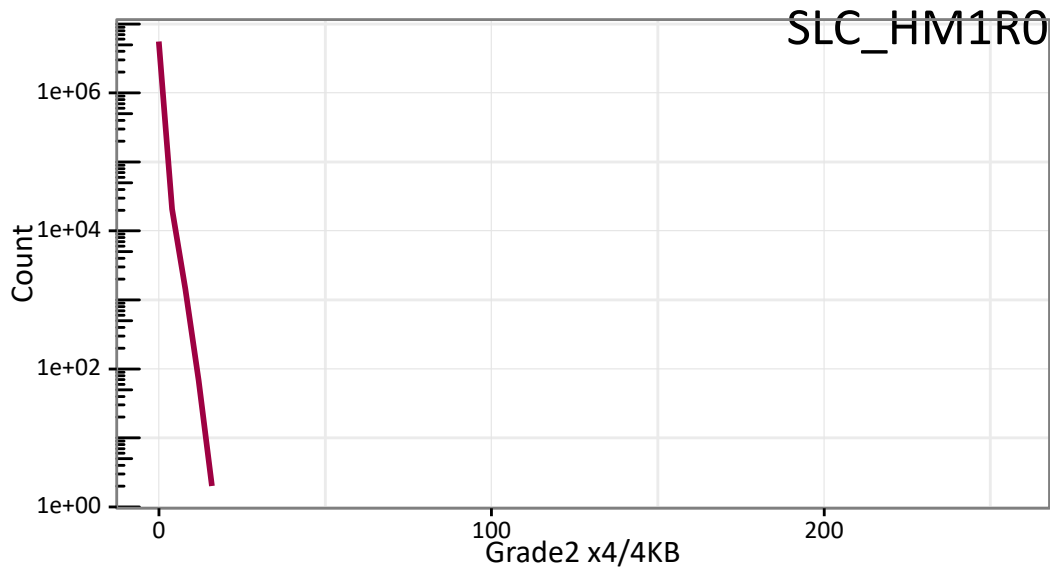
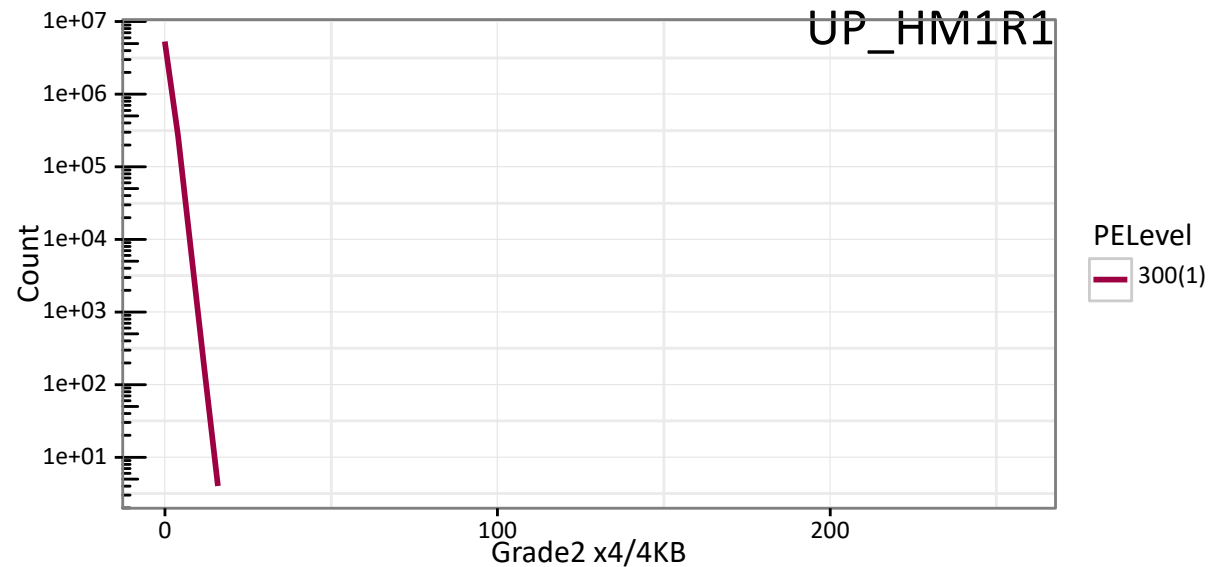
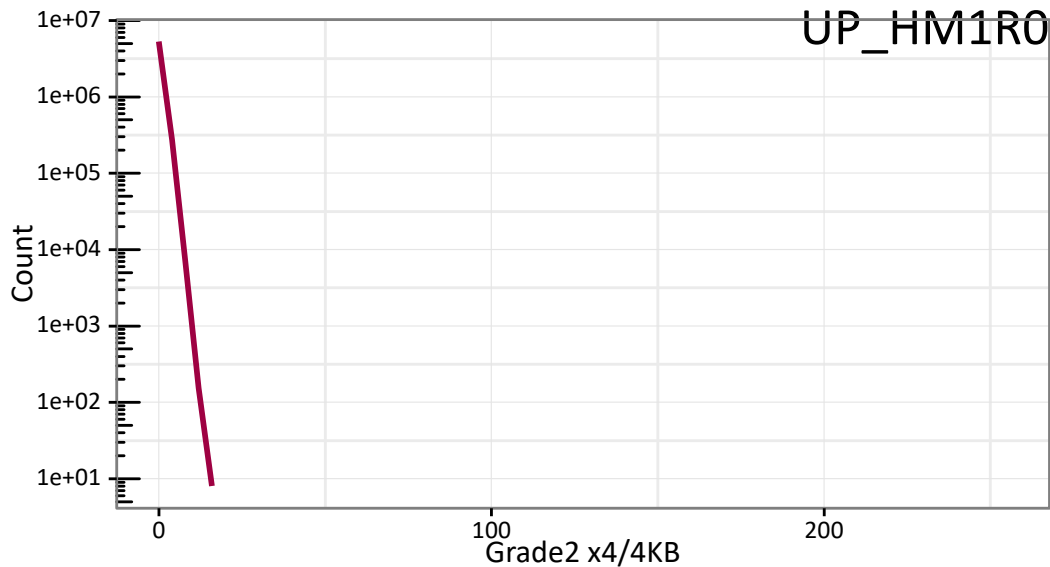
# CP8: HM in-depth, 3 month 45C DR (mid cross)

PQC06\_step\_19



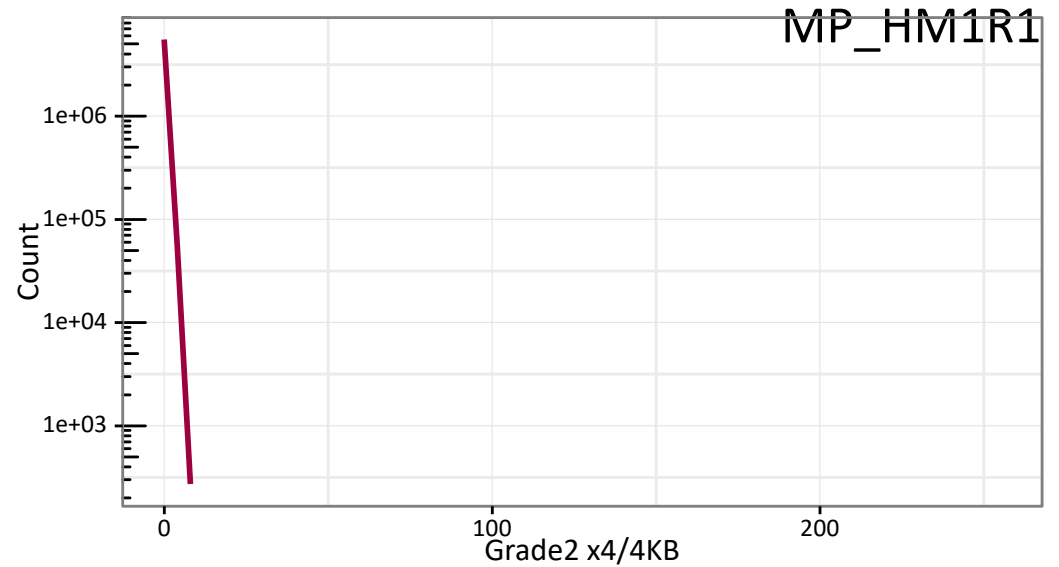
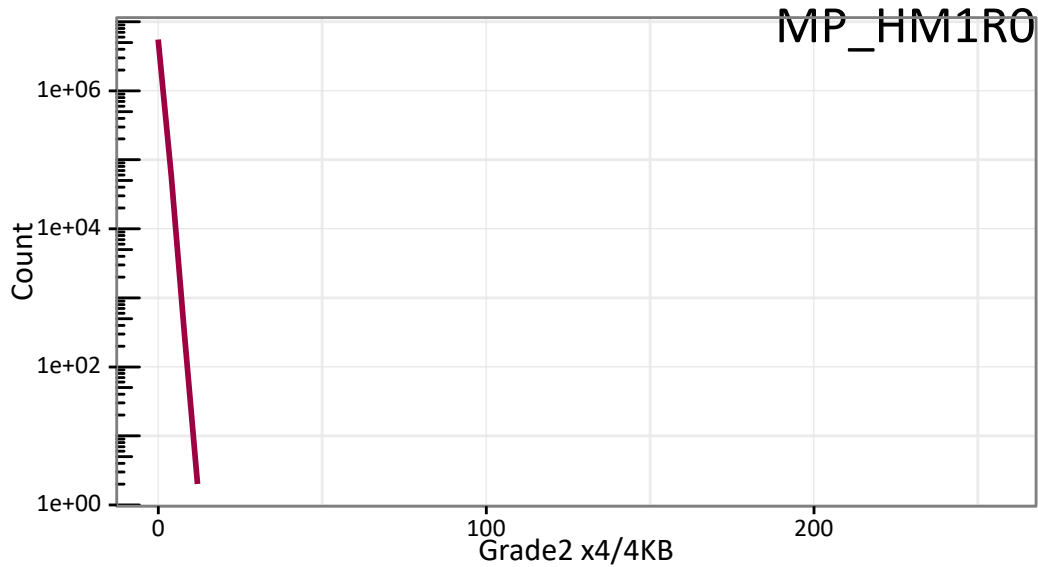
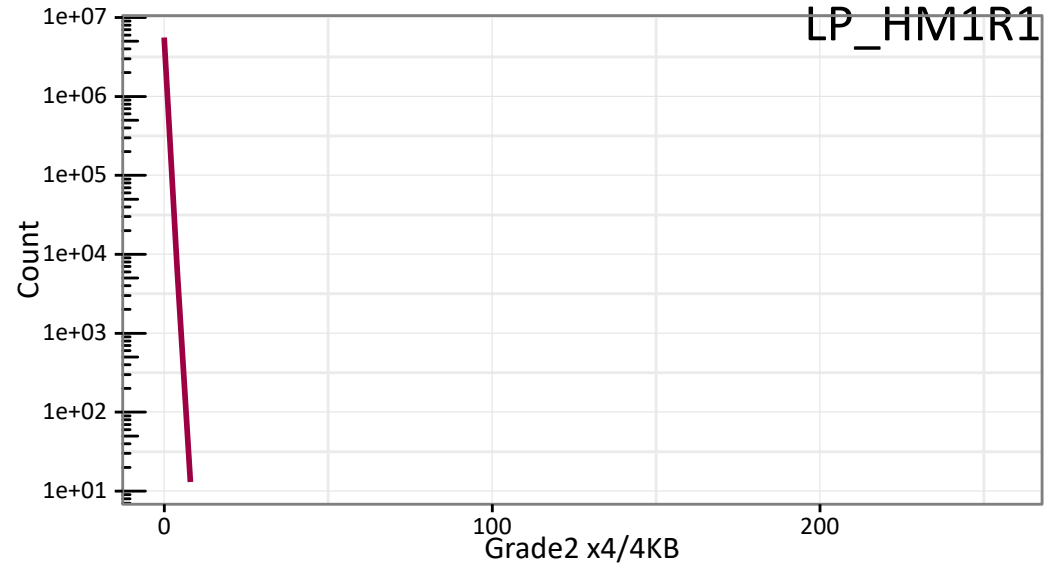
# CP8: HM in-depth, 3 month 45C DR (mid cross)

PQC06\_step\_19



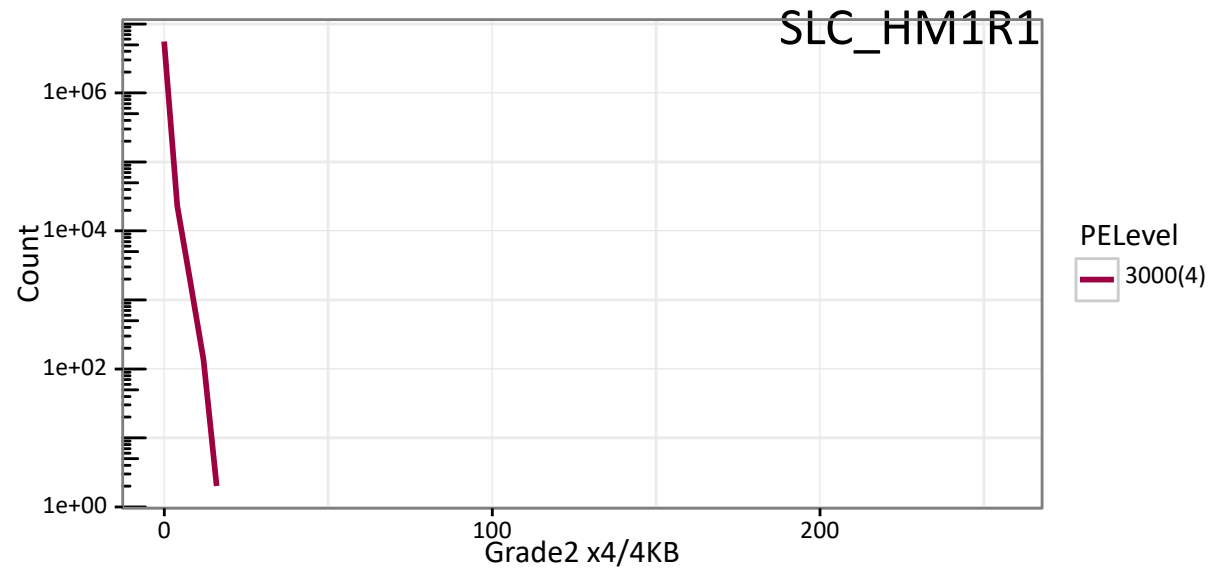
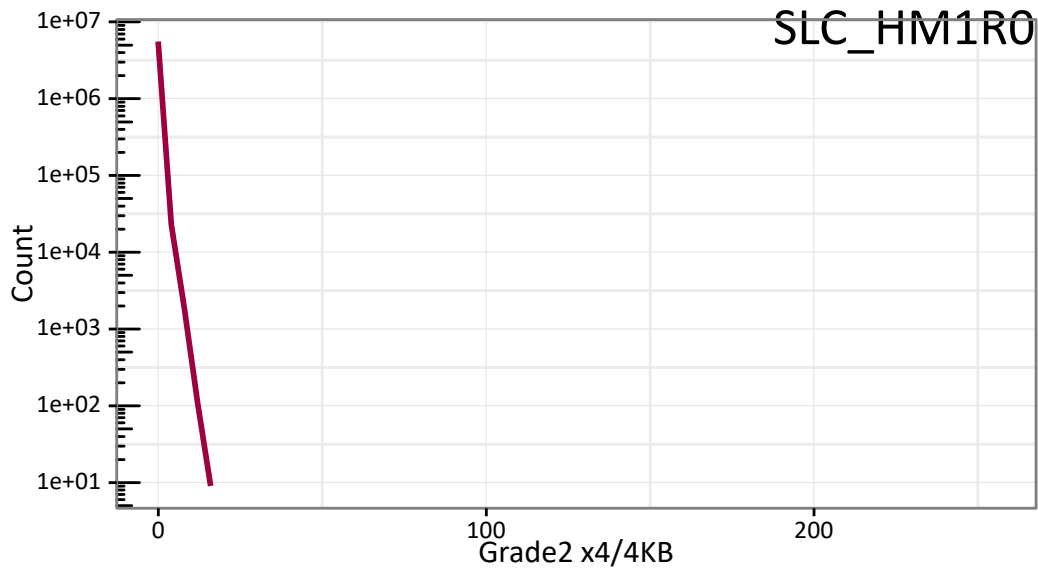
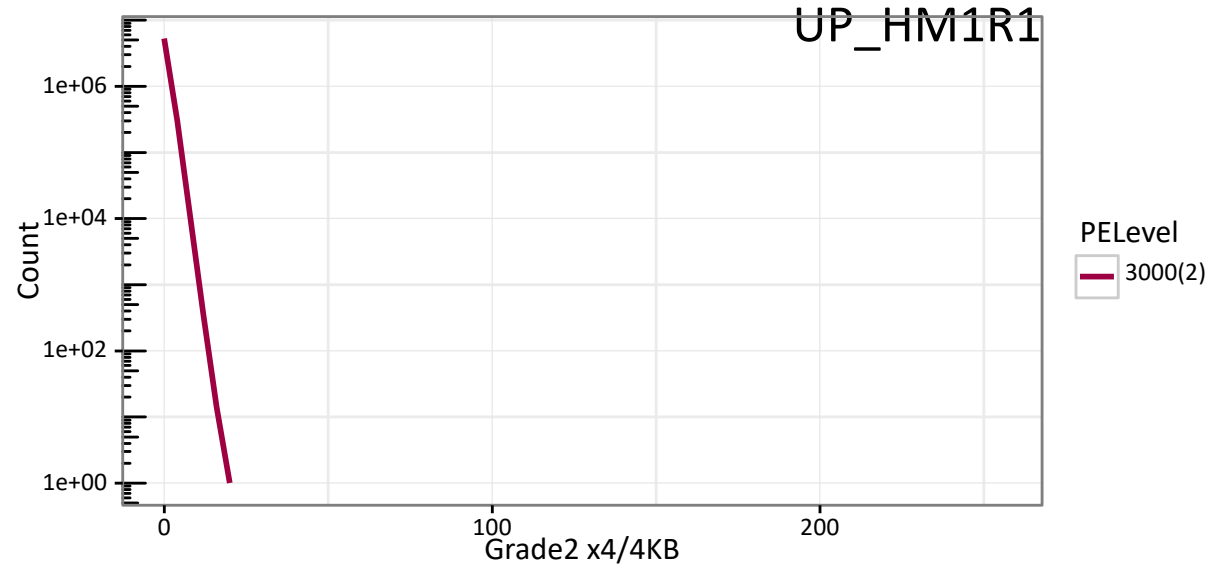
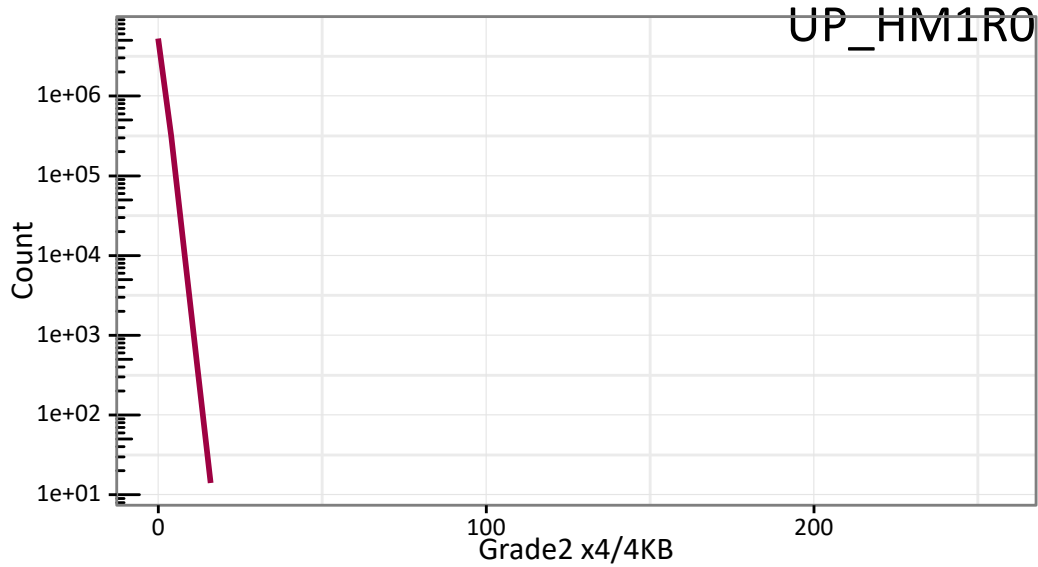
# CP9a: HM in-depth, 1month 45C DR (mid cross)

PQC06\_step\_16



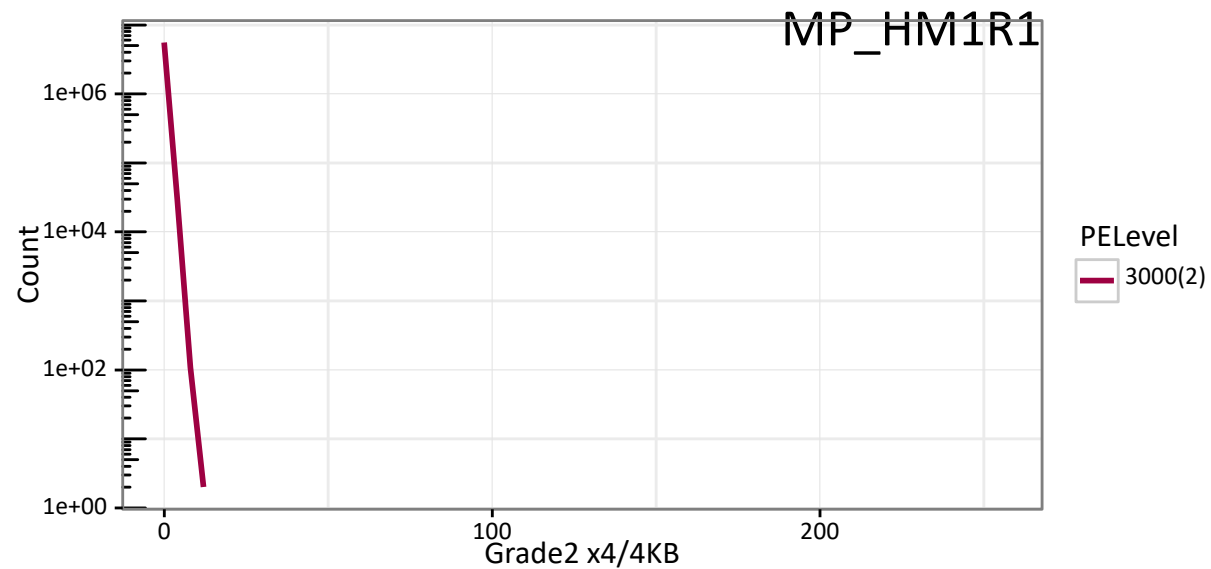
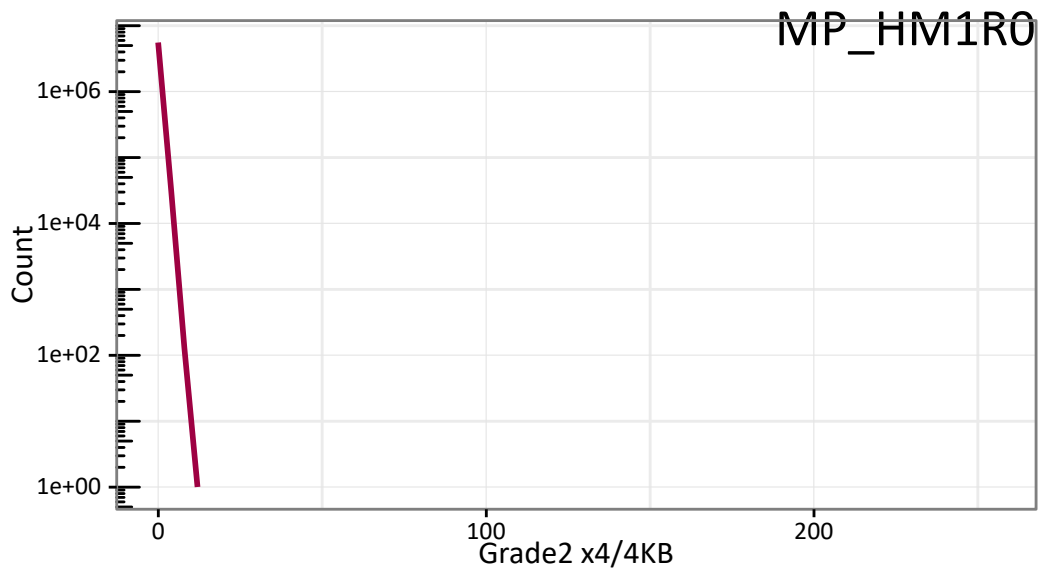
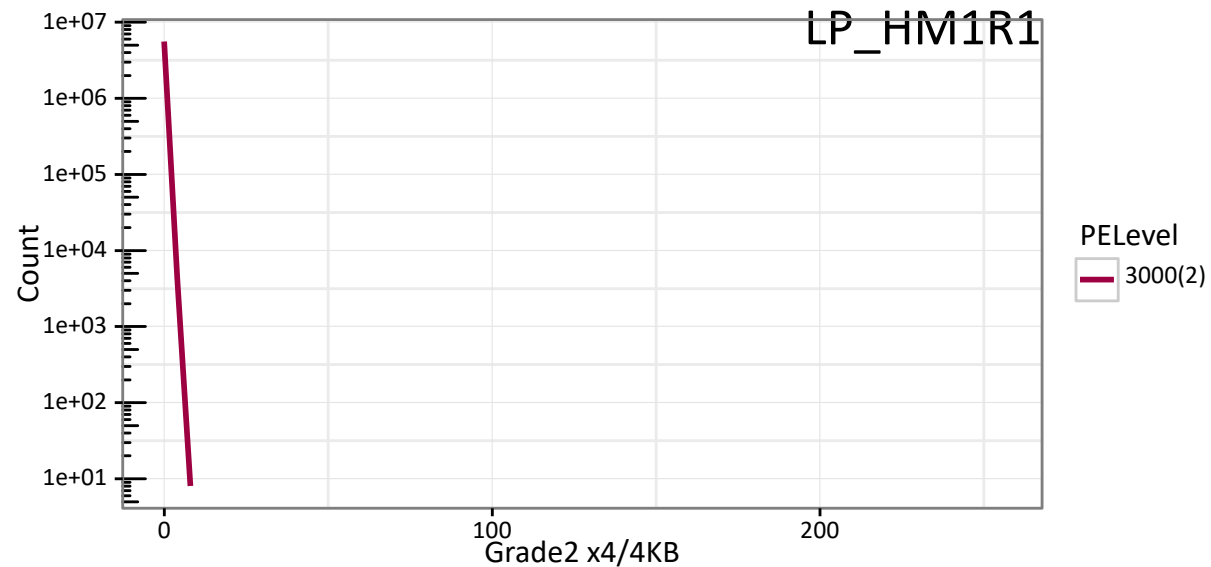
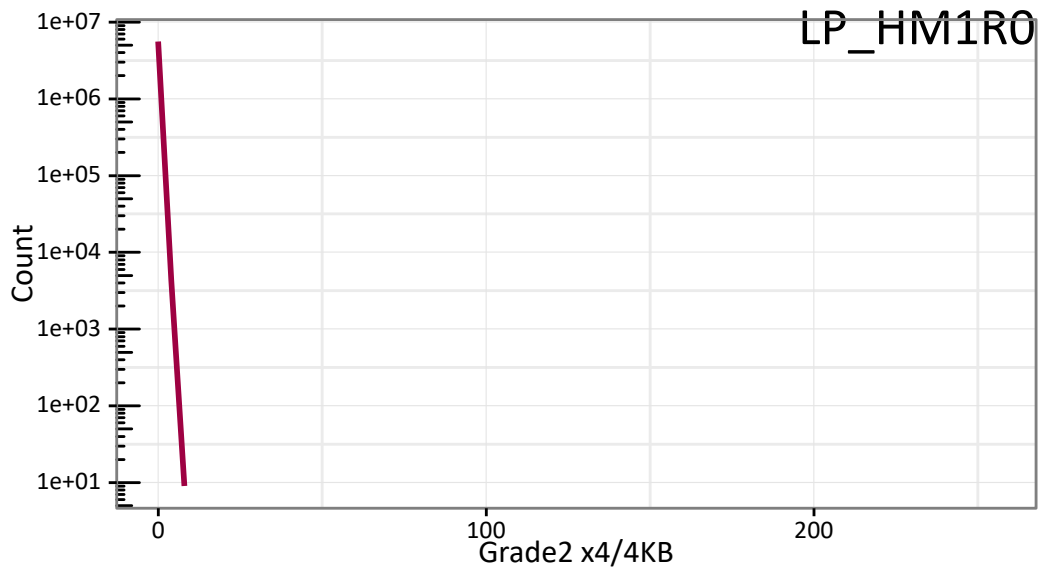
# CP9a: HM in-depth, 1month 45C DR (mid cross)

PQC06\_step\_16



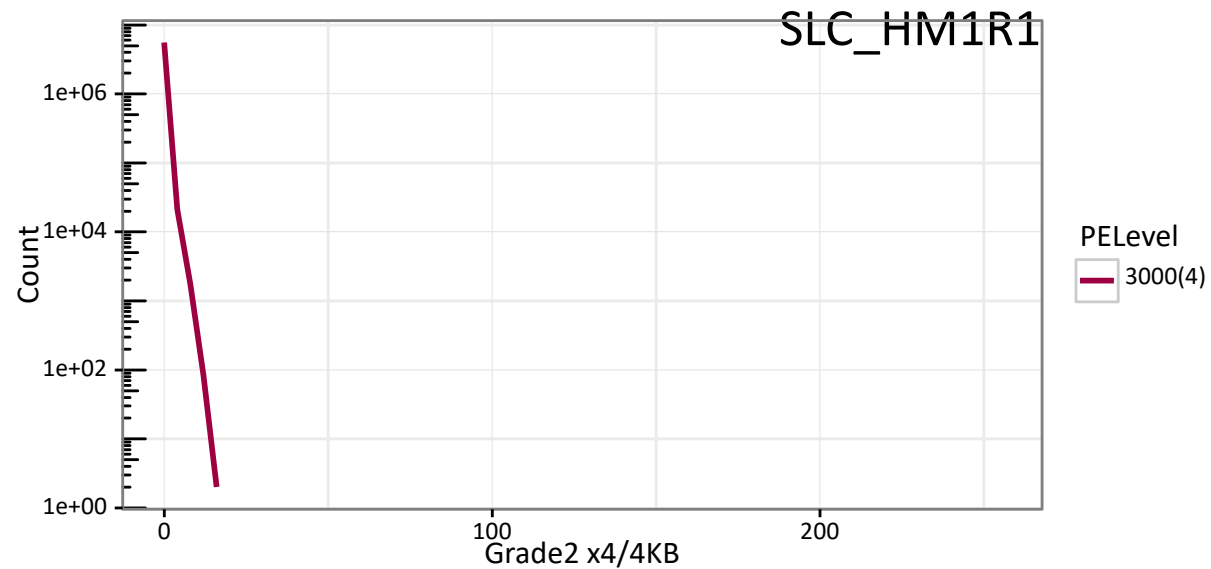
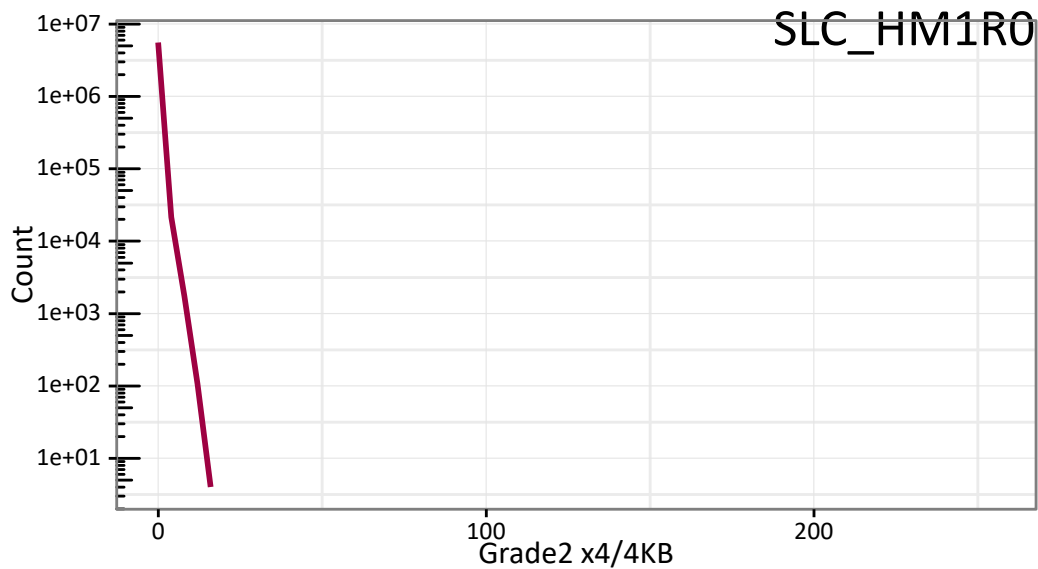
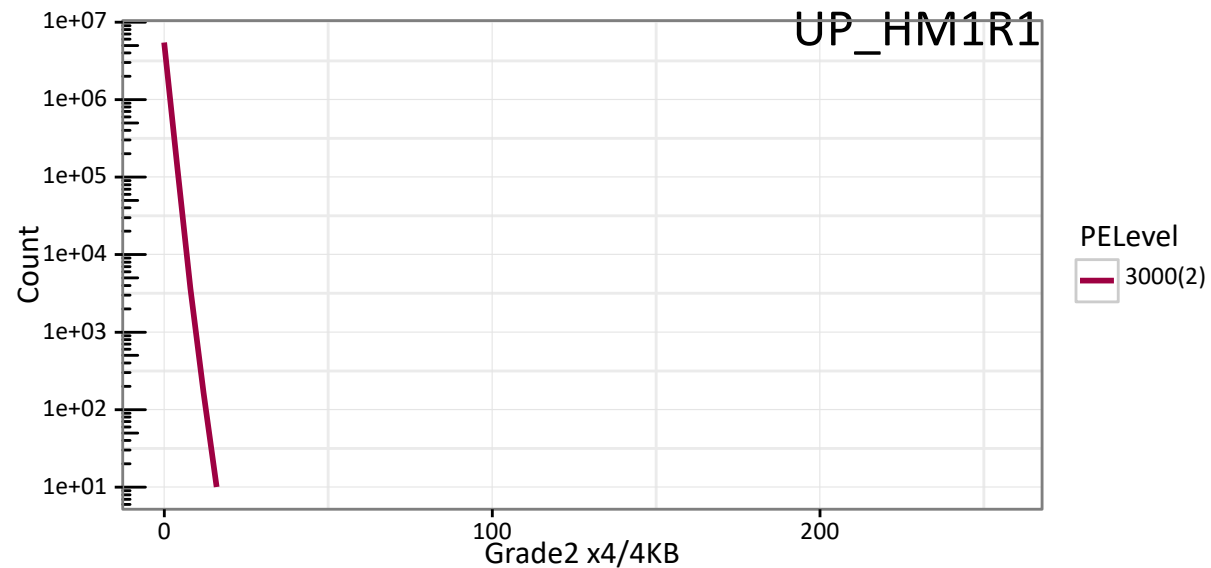
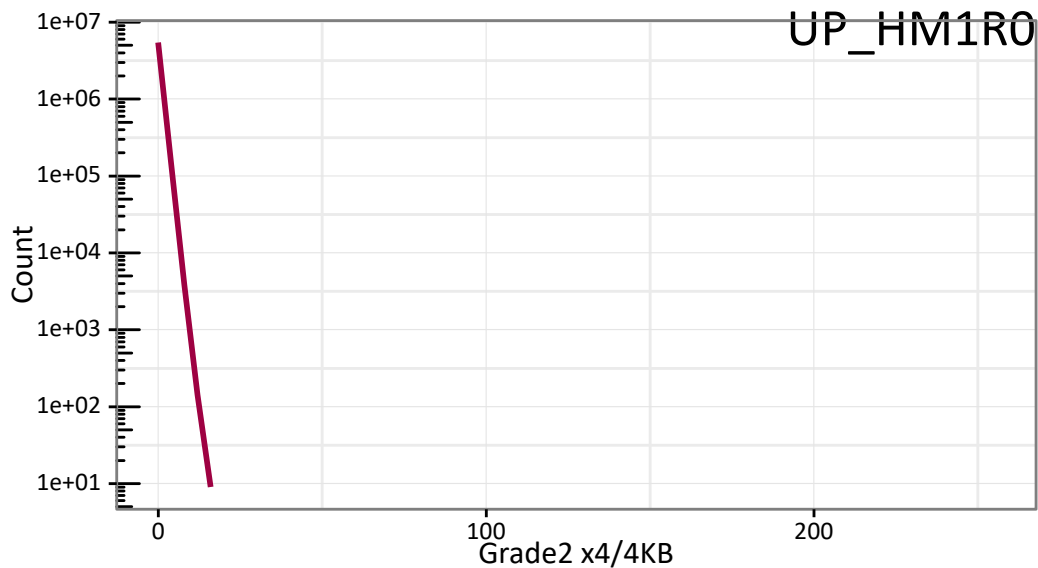
# CP9c: HM in-depth, 1 month 35C DR (mid cross)

PQC06\_step\_13



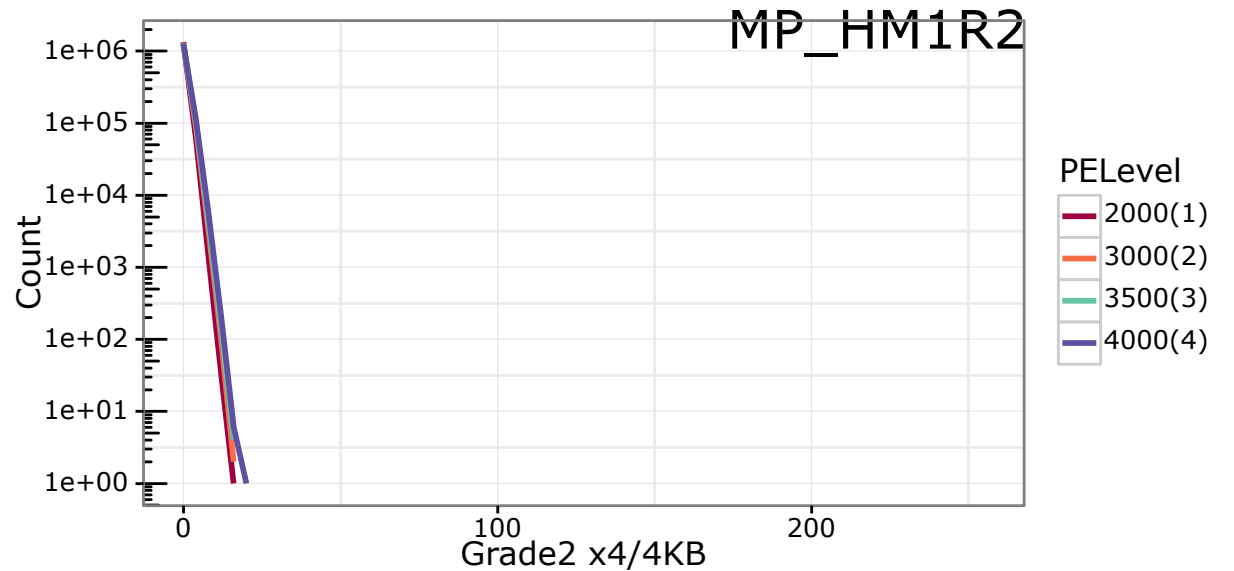
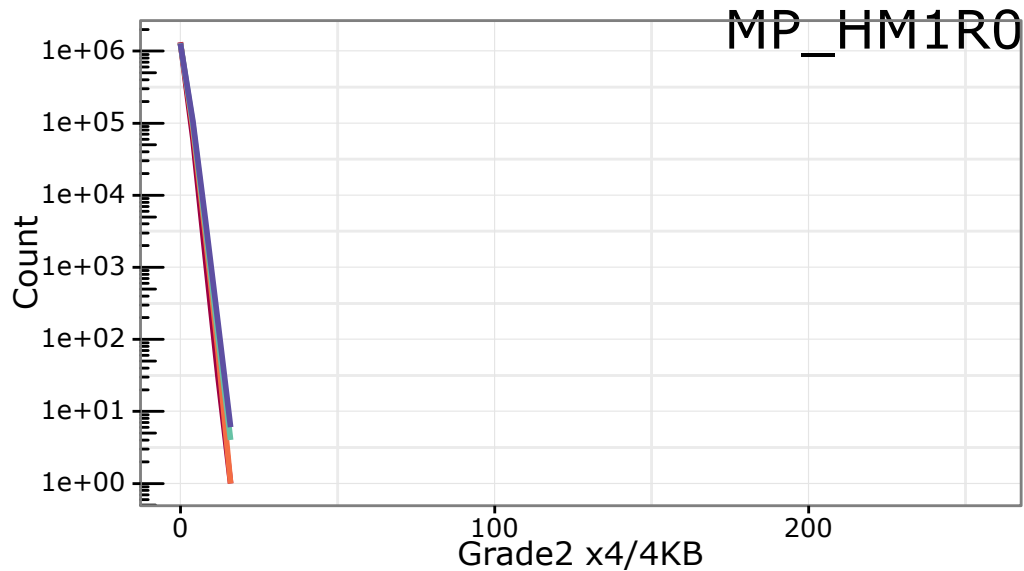
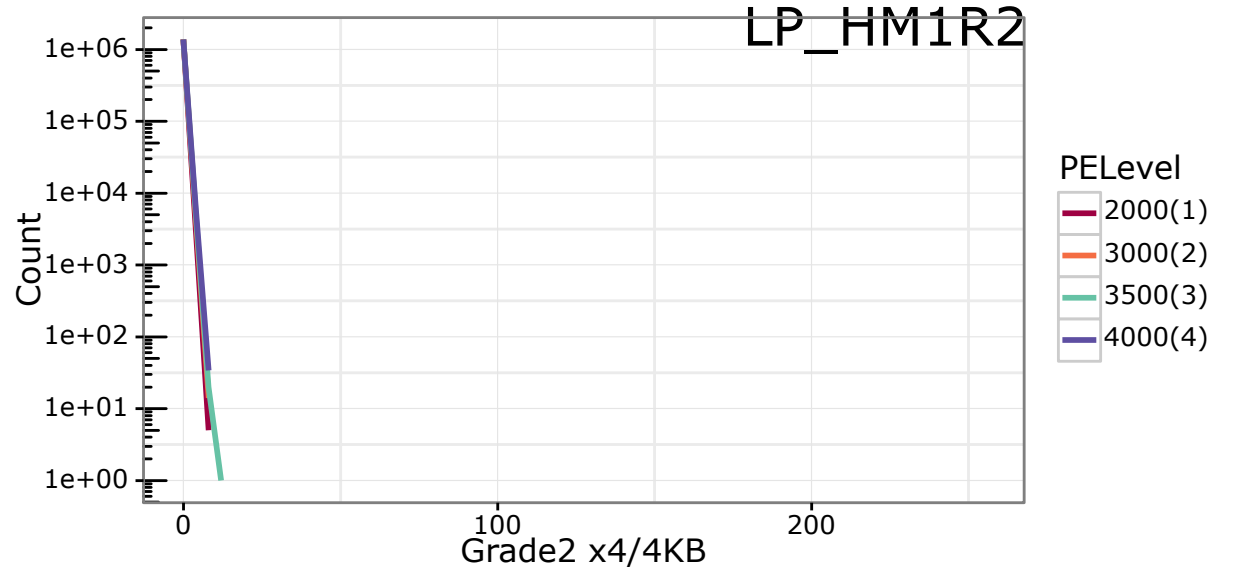
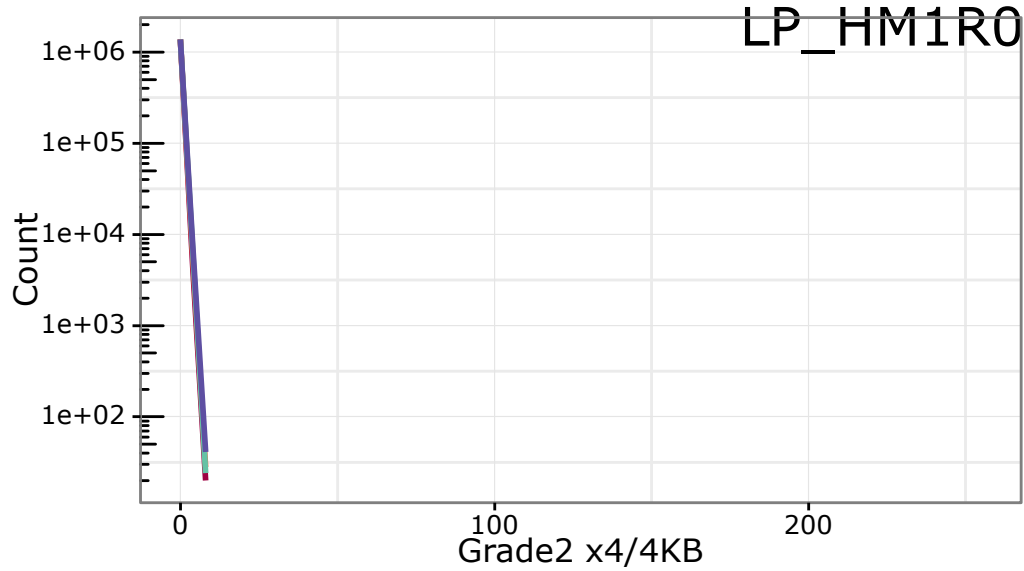
# CP9c: HM in-depth, 1 month 35C DR (mid cross)

PQC06\_step\_13



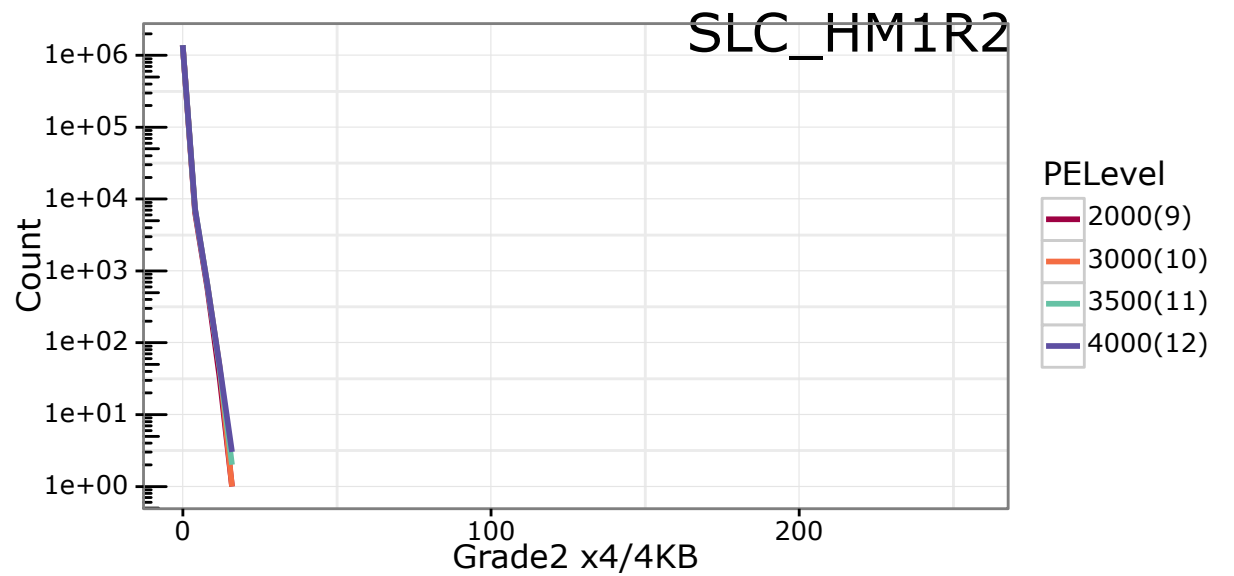
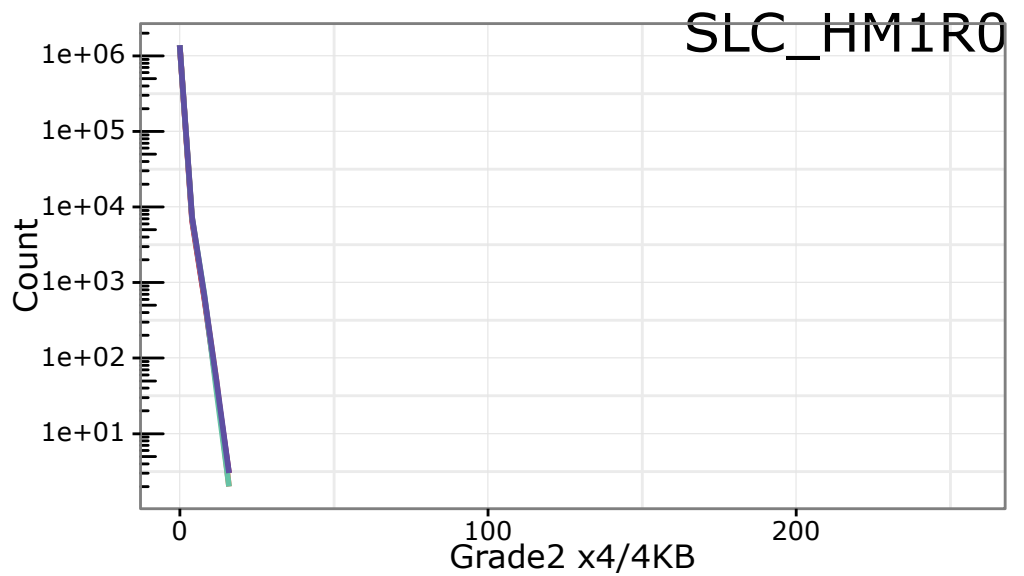
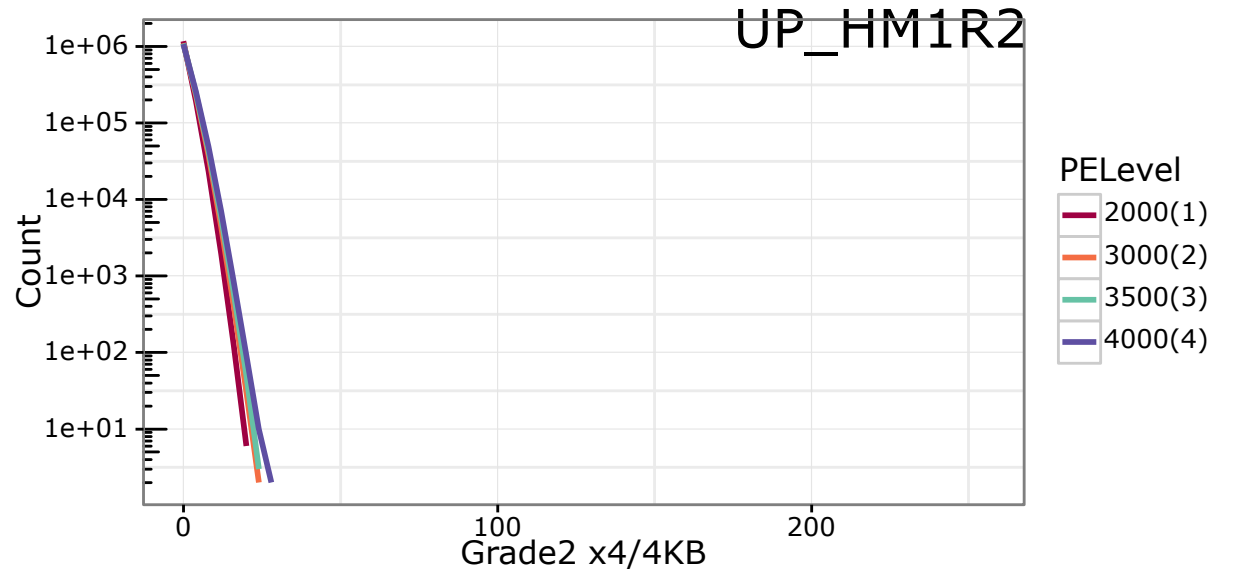
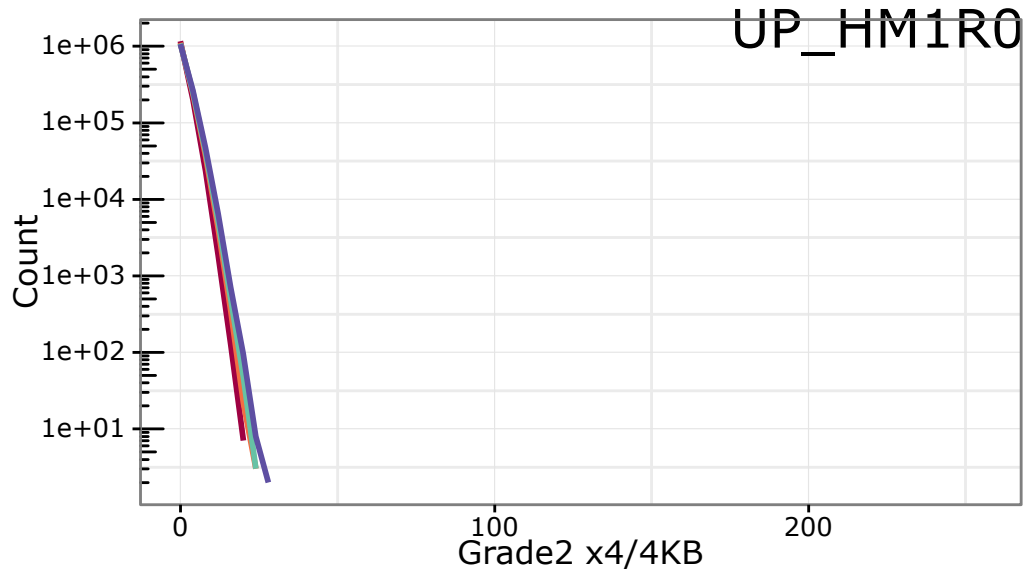
# CP11: HM\_INDEPTH,1month45C DR (High Cross)

PQC04\_step\_45



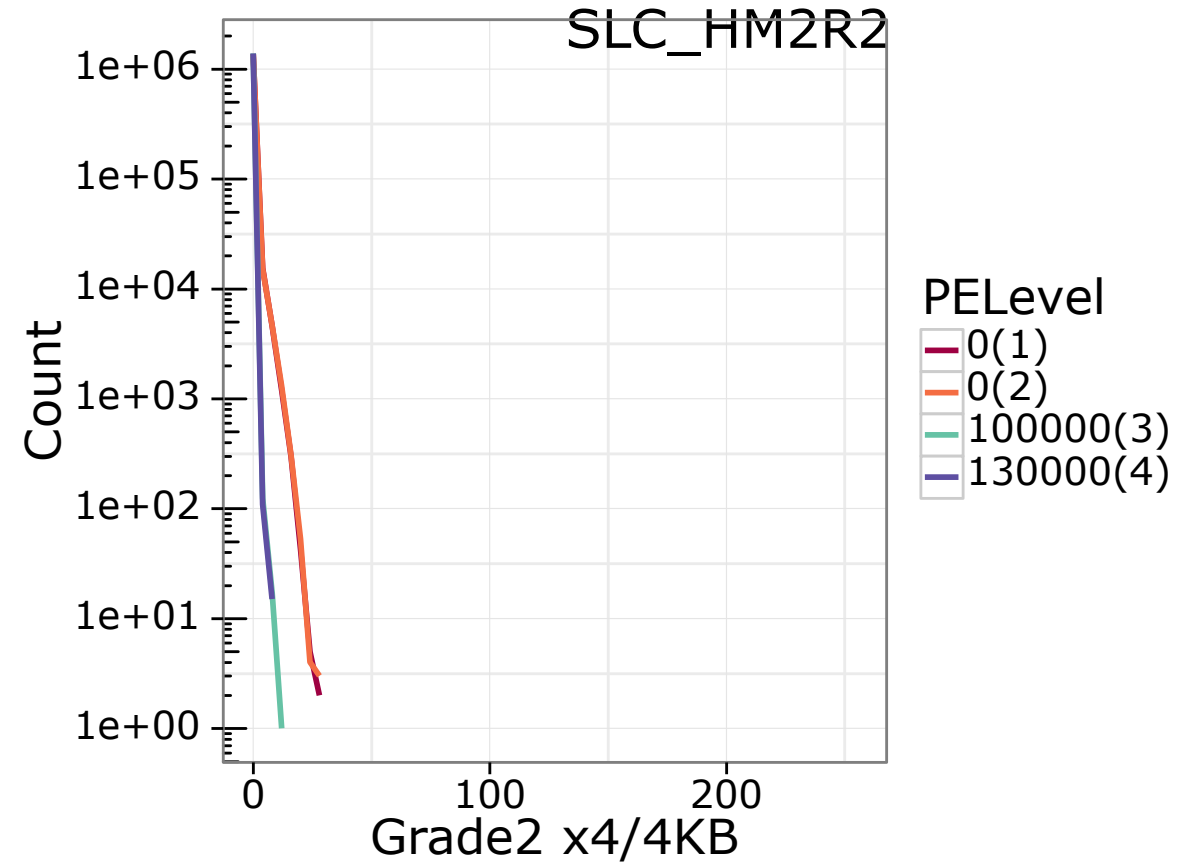
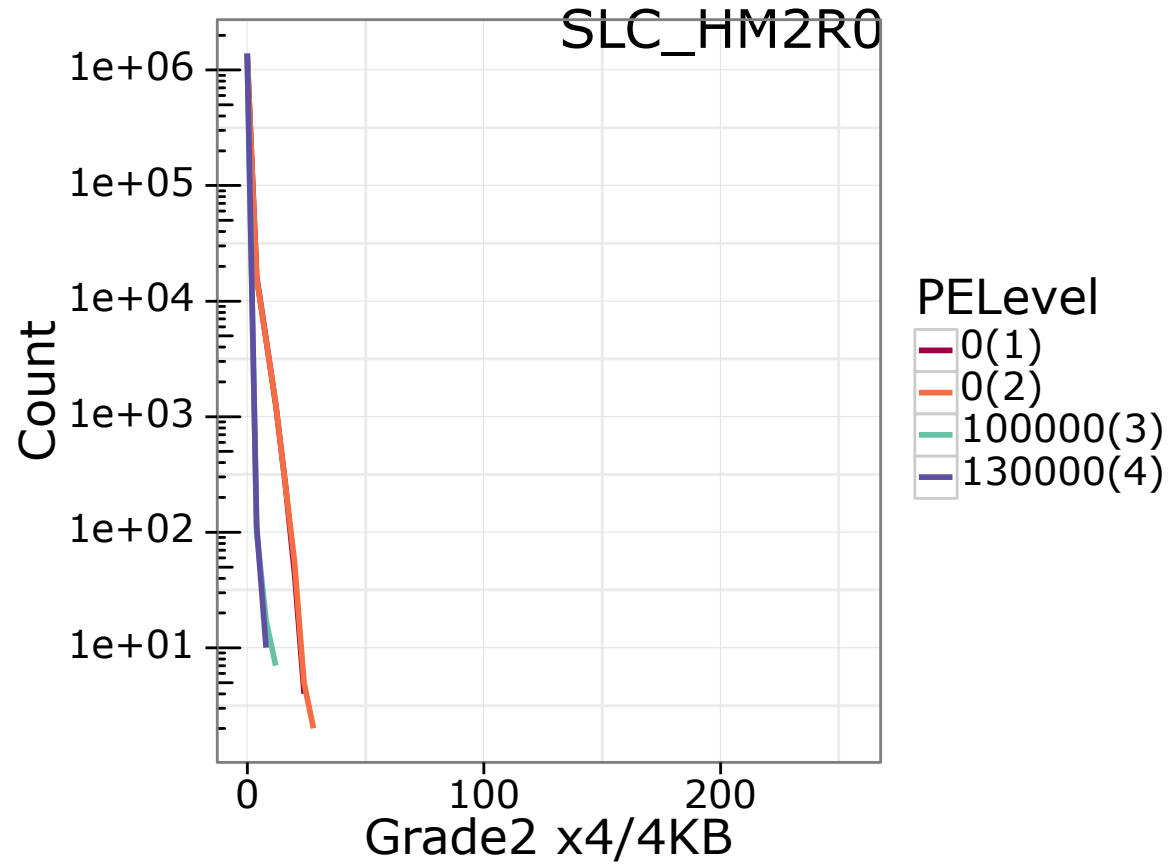
# CP11: HM\_INDEPTH,1month45C DR (High Cross)

PQC04\_step\_45



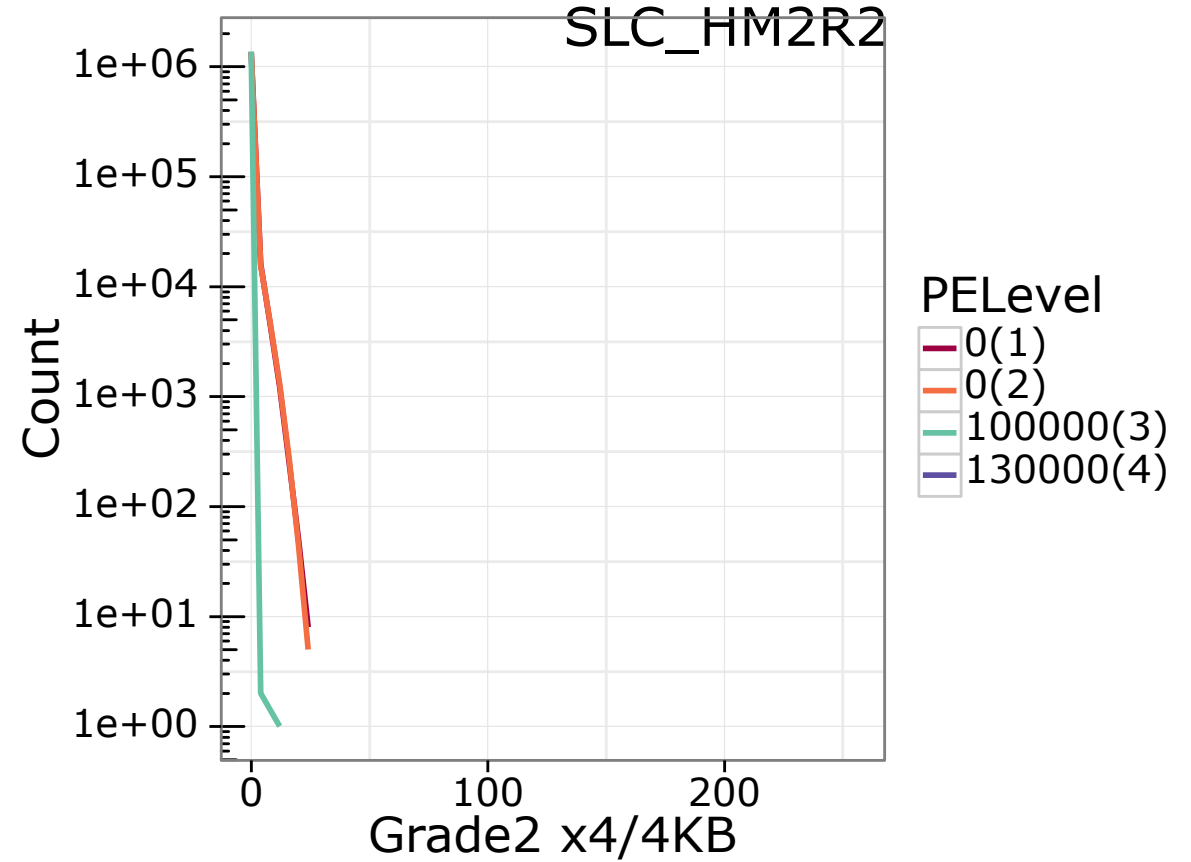
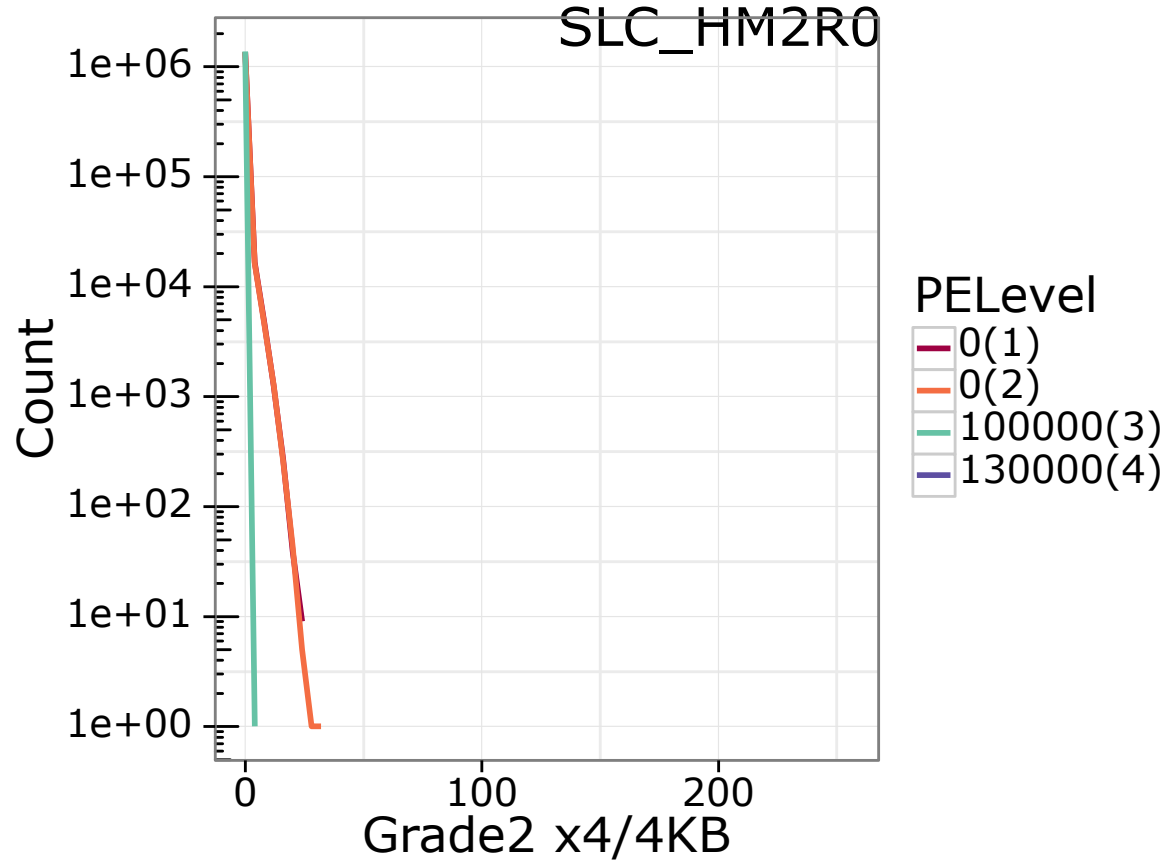
# CP3close: HM\_INDEPTH\_PROGRAM(12Month HTDR)

PQC08\_step\_59

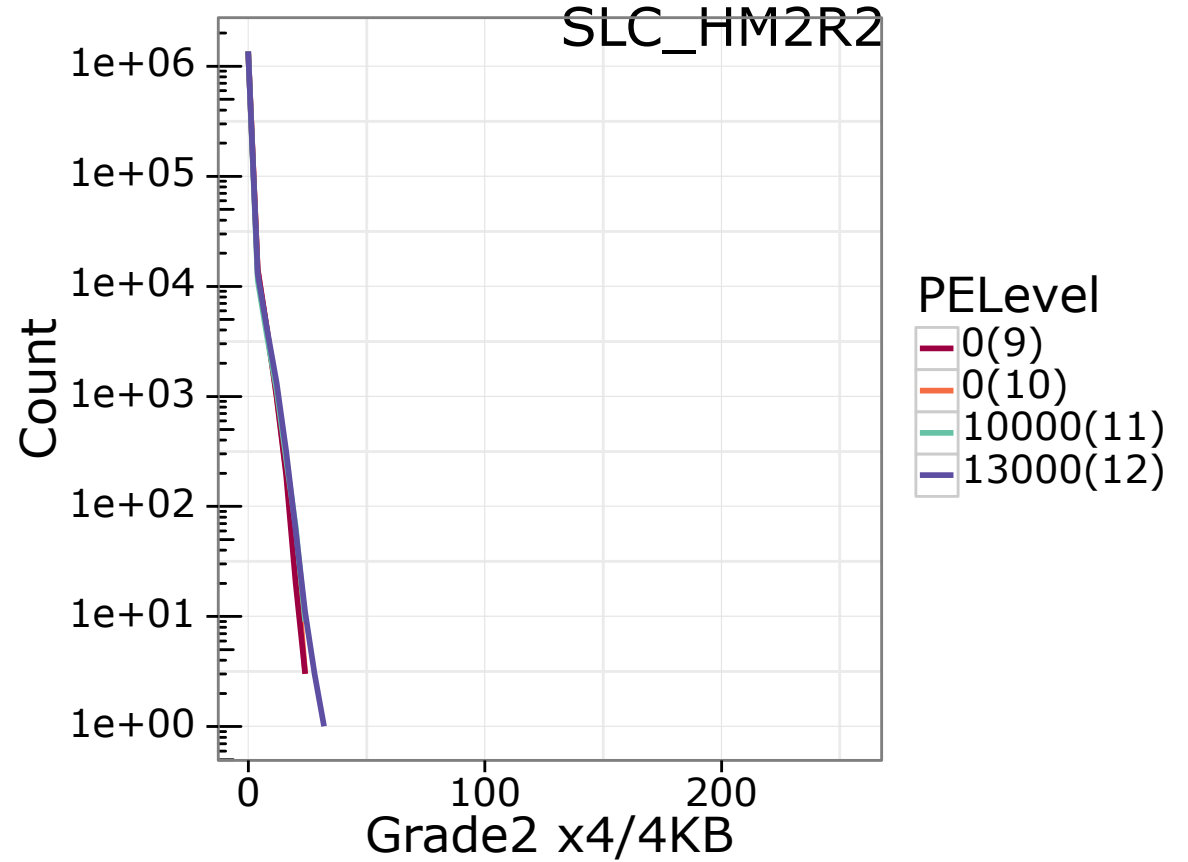
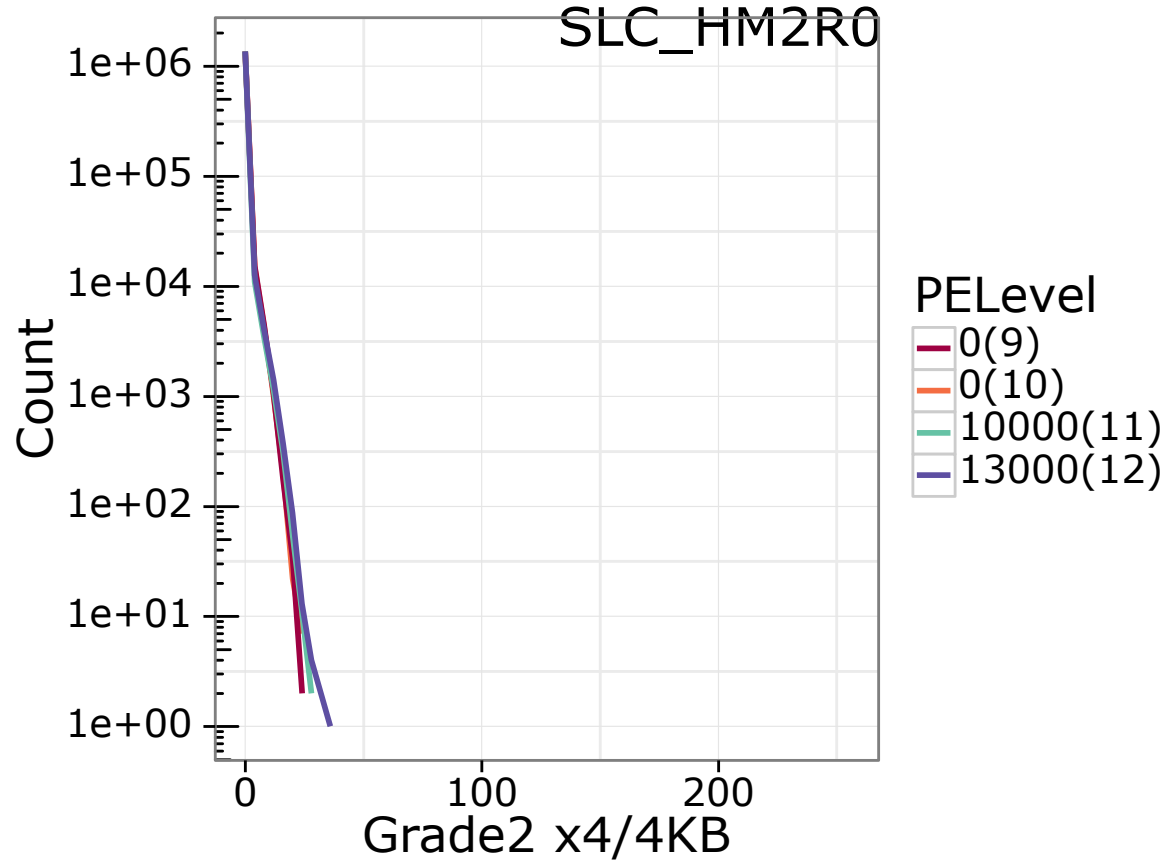


# CP3aopen: HM Xtemp in\_depth (12Month HTDR)

PQC08\_step\_50

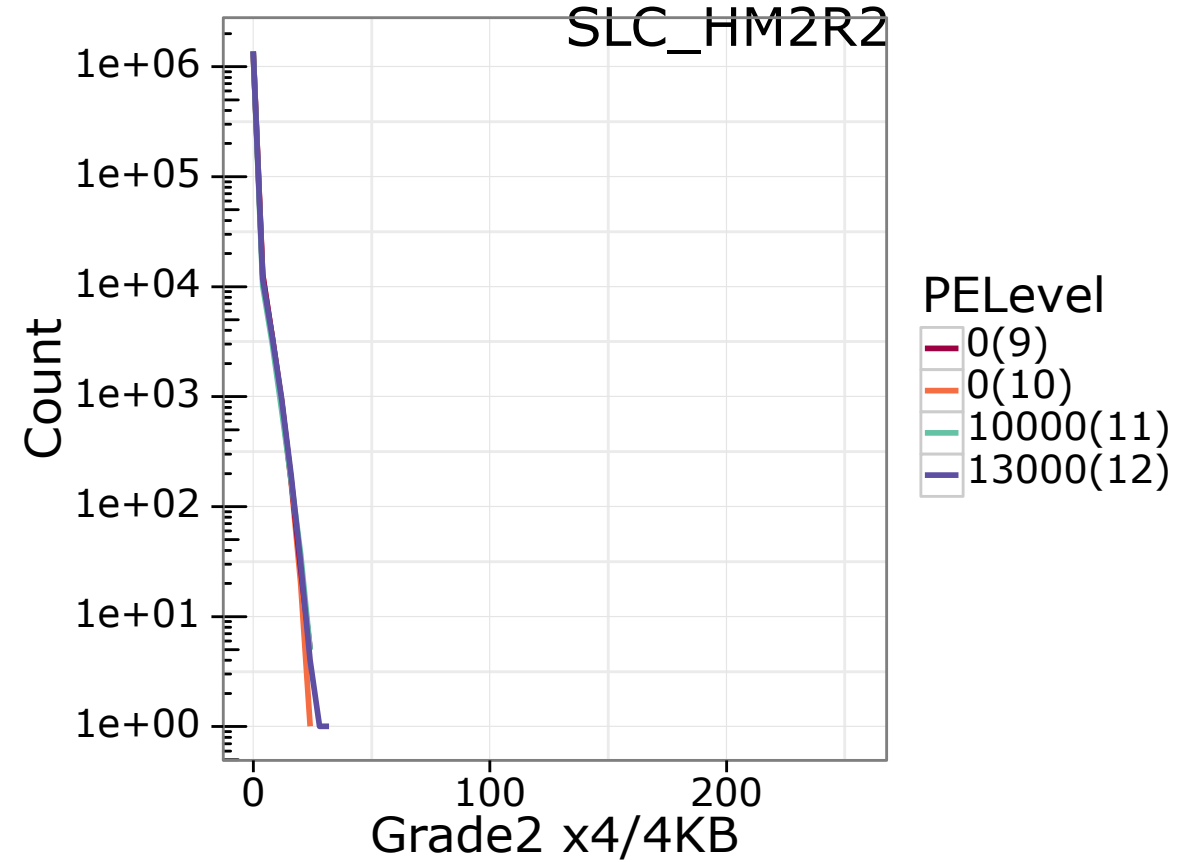
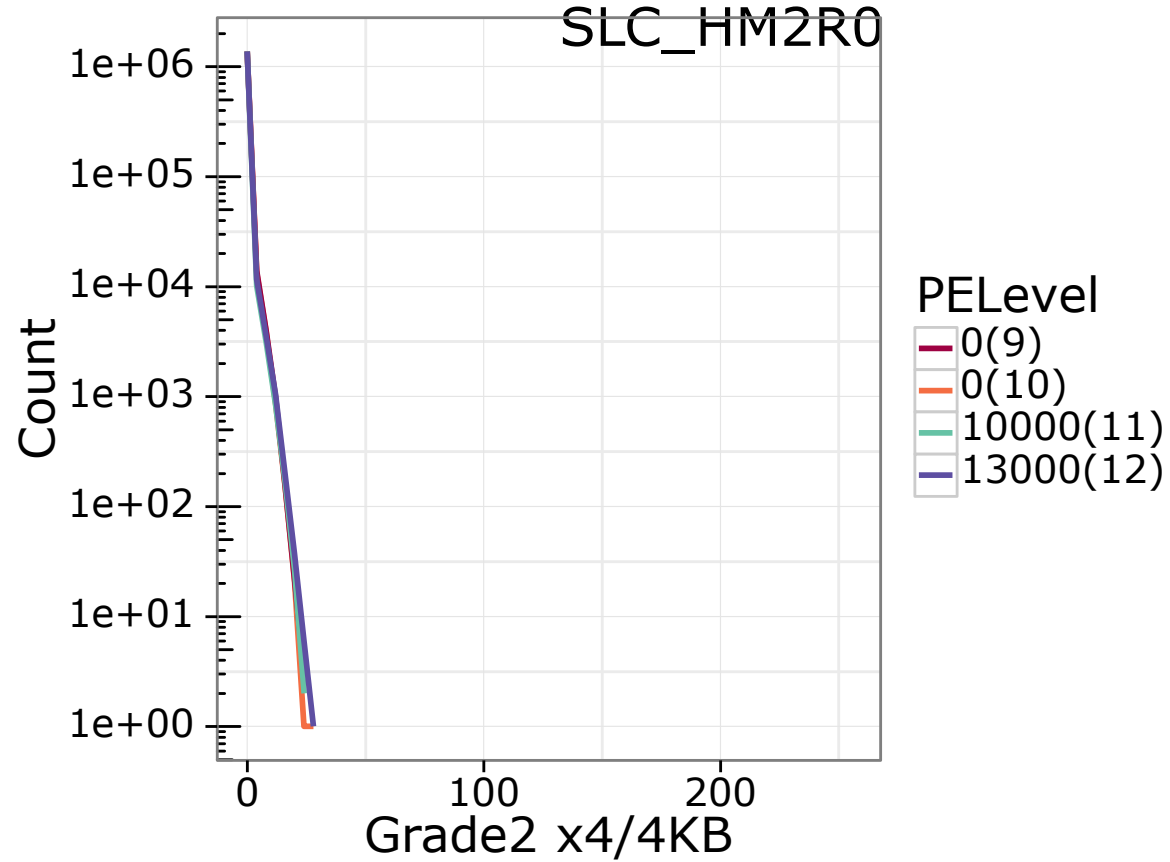


# CP4aopen:health\_monitor X\_temp\_low (12Month PQC08\_step\_53)



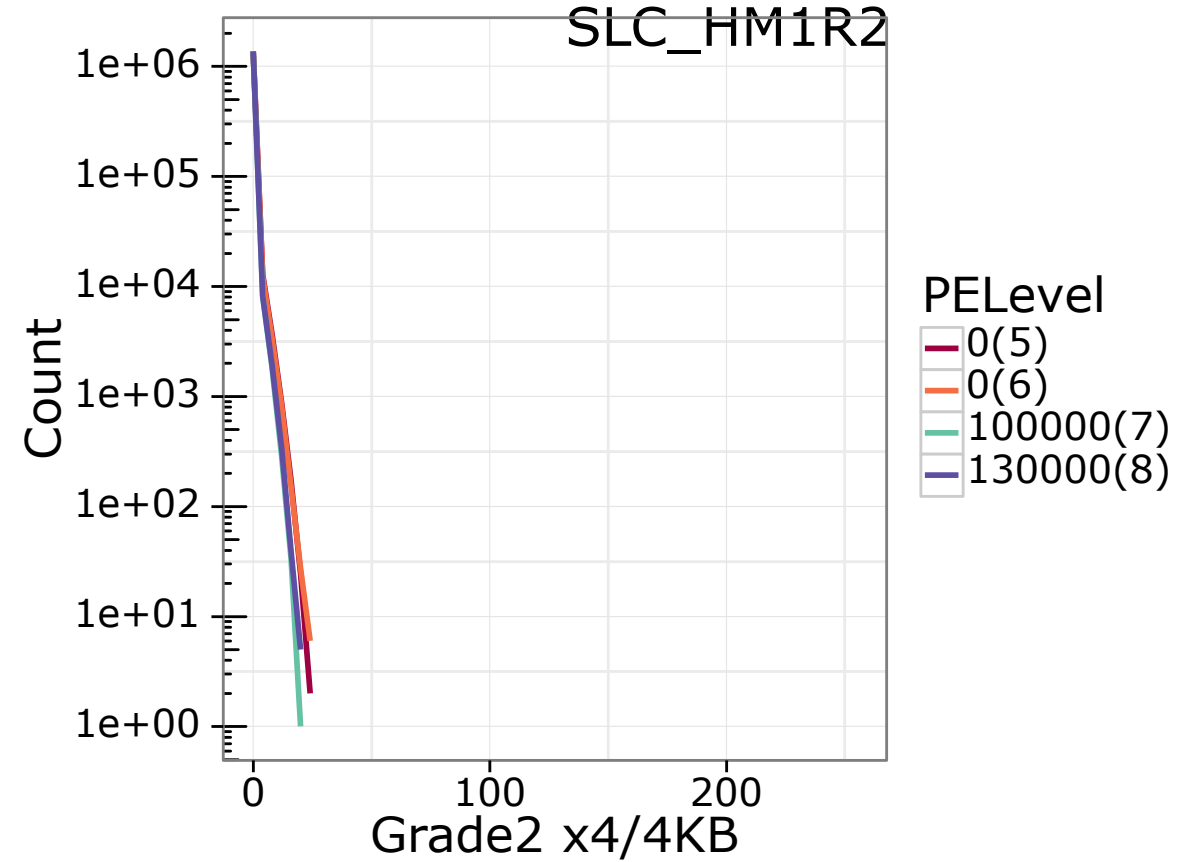
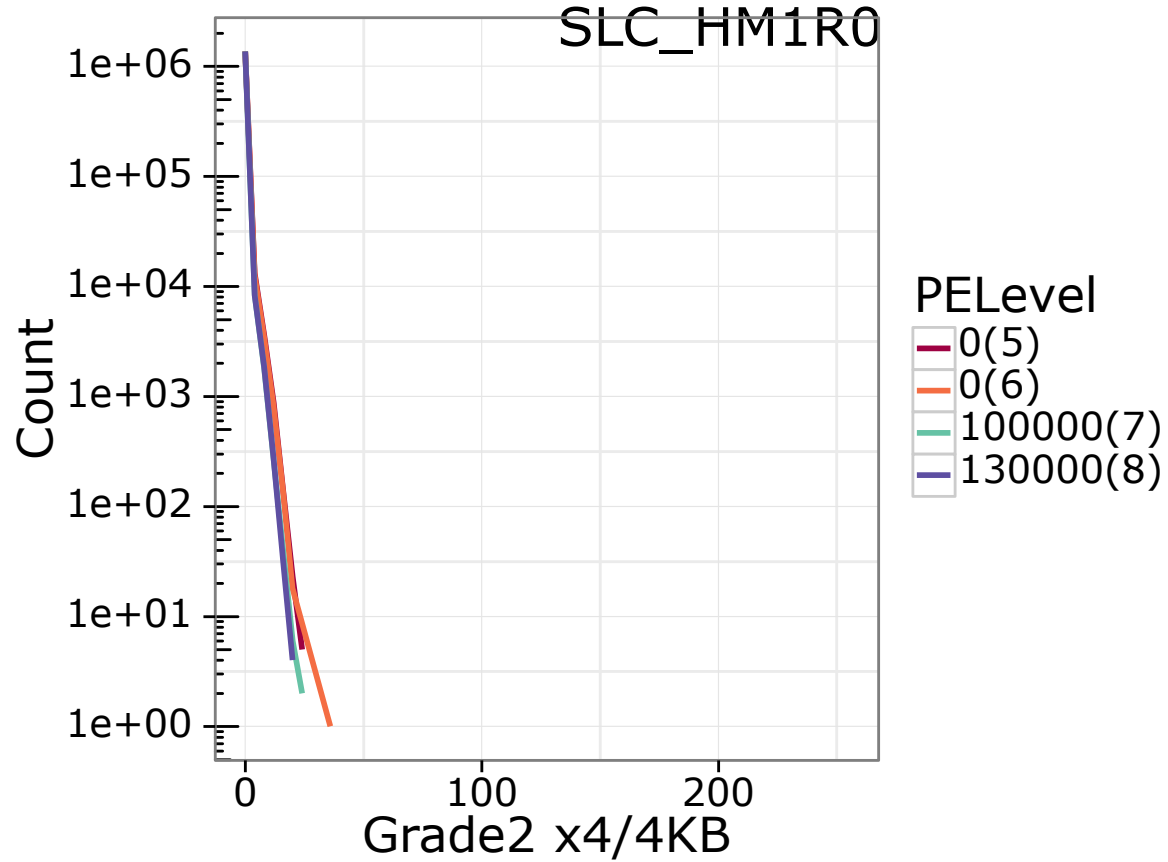
# CP4aclose: HM Xtemp in\_depth (12Month HTDR)

PQC08\_step\_62



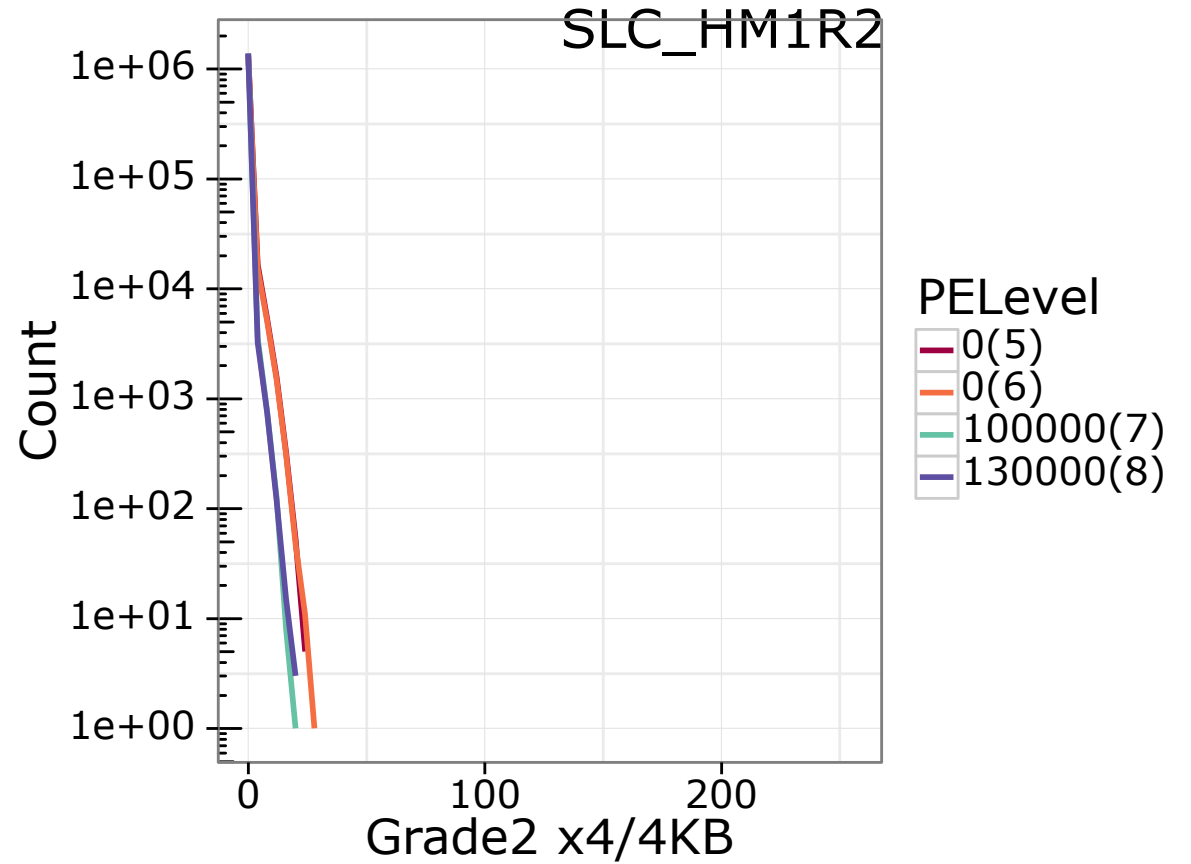
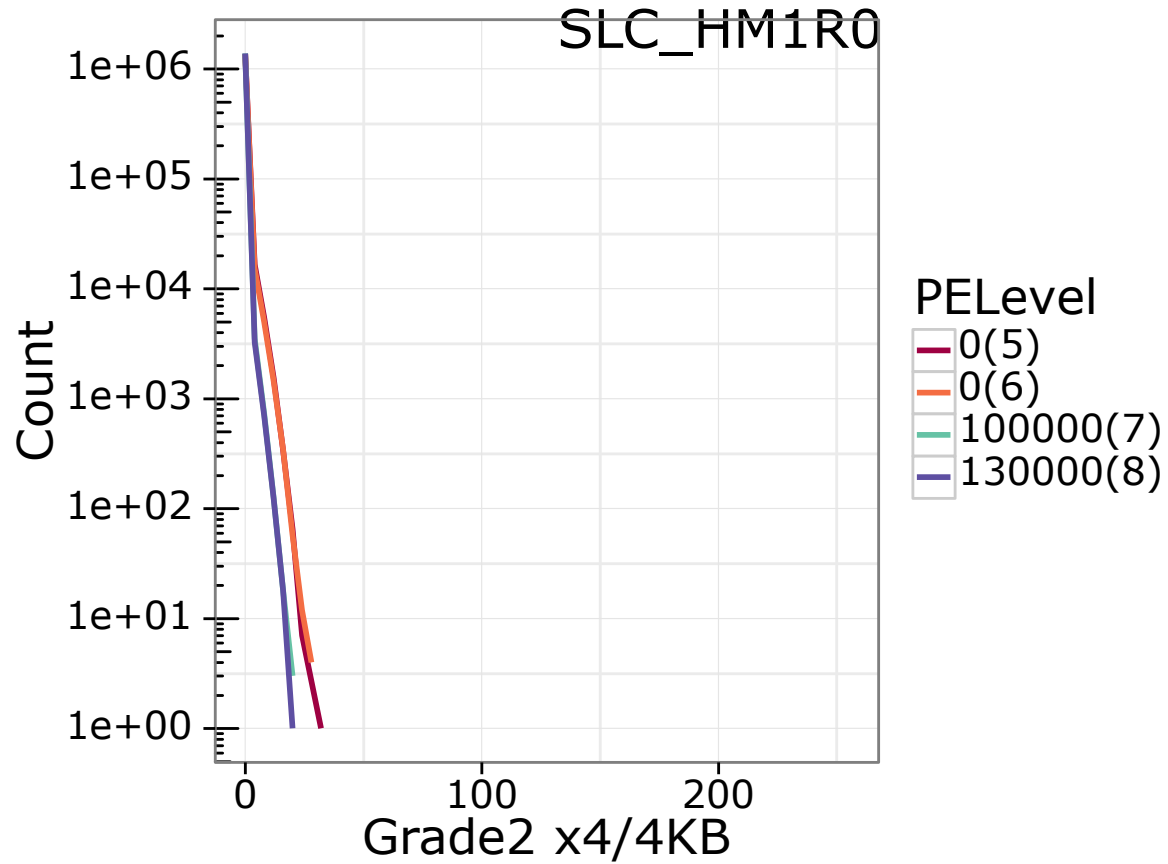
# CP4b: Post Cycling PD HM in\_depth Xtemp

PQC08\_step\_12  
(PARTIAL)



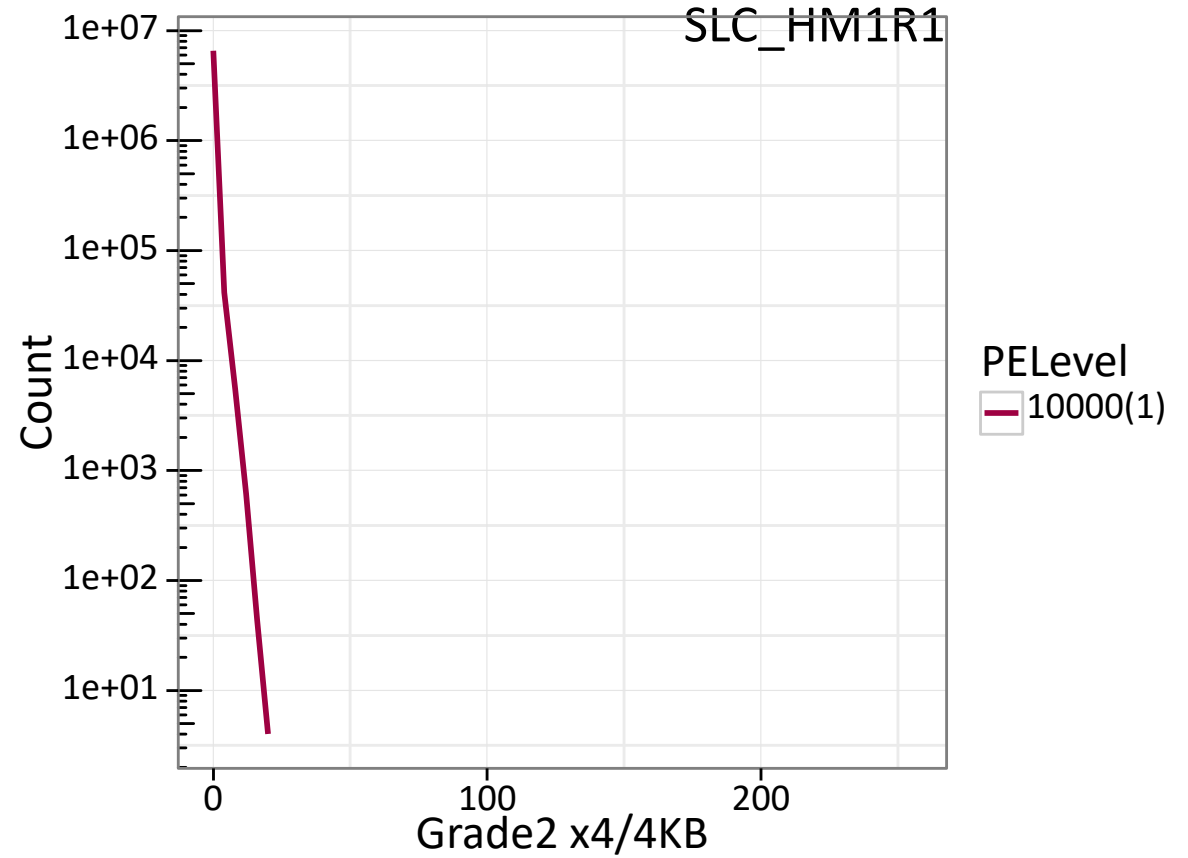
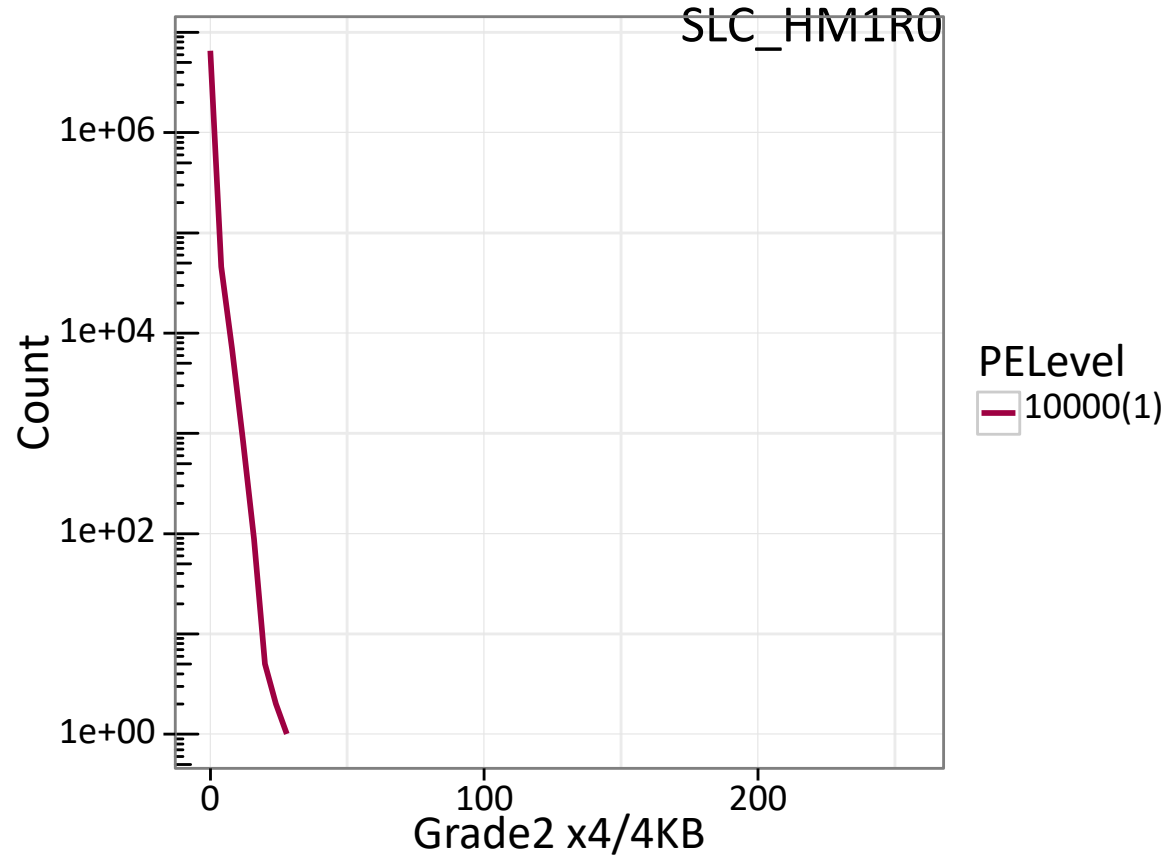
# CP5: 250K SPRD HM\_INDEPTH

PQC08\_step\_37



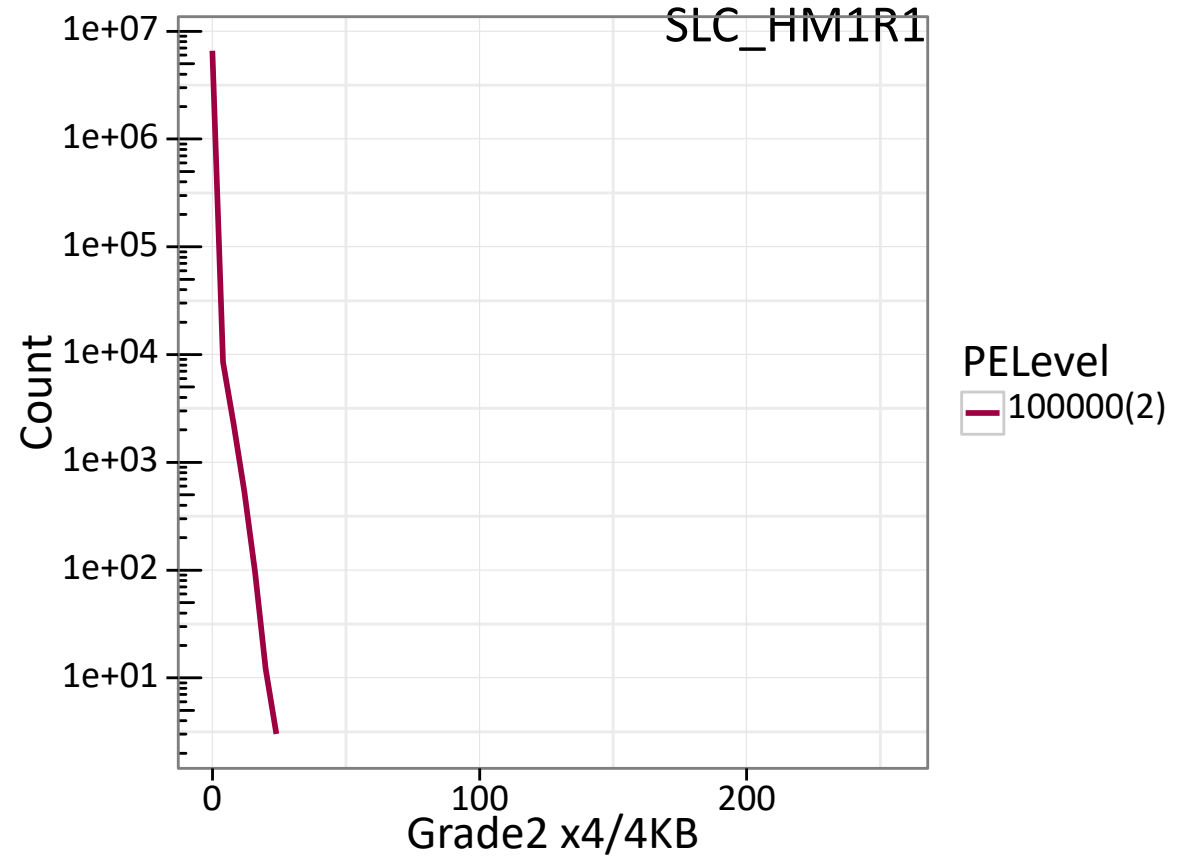
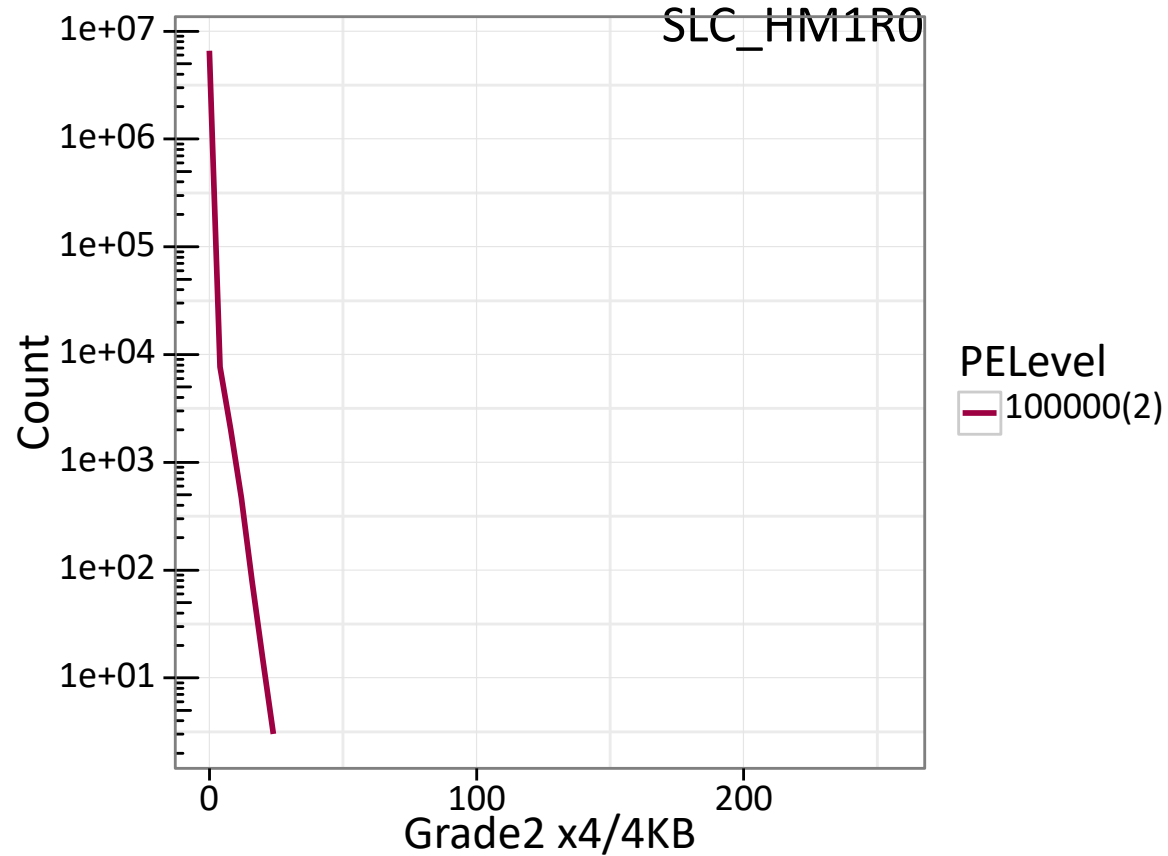
# CP8: HM in-depth, 3 month 45C DR (mid cross)

PQC10\_step\_19



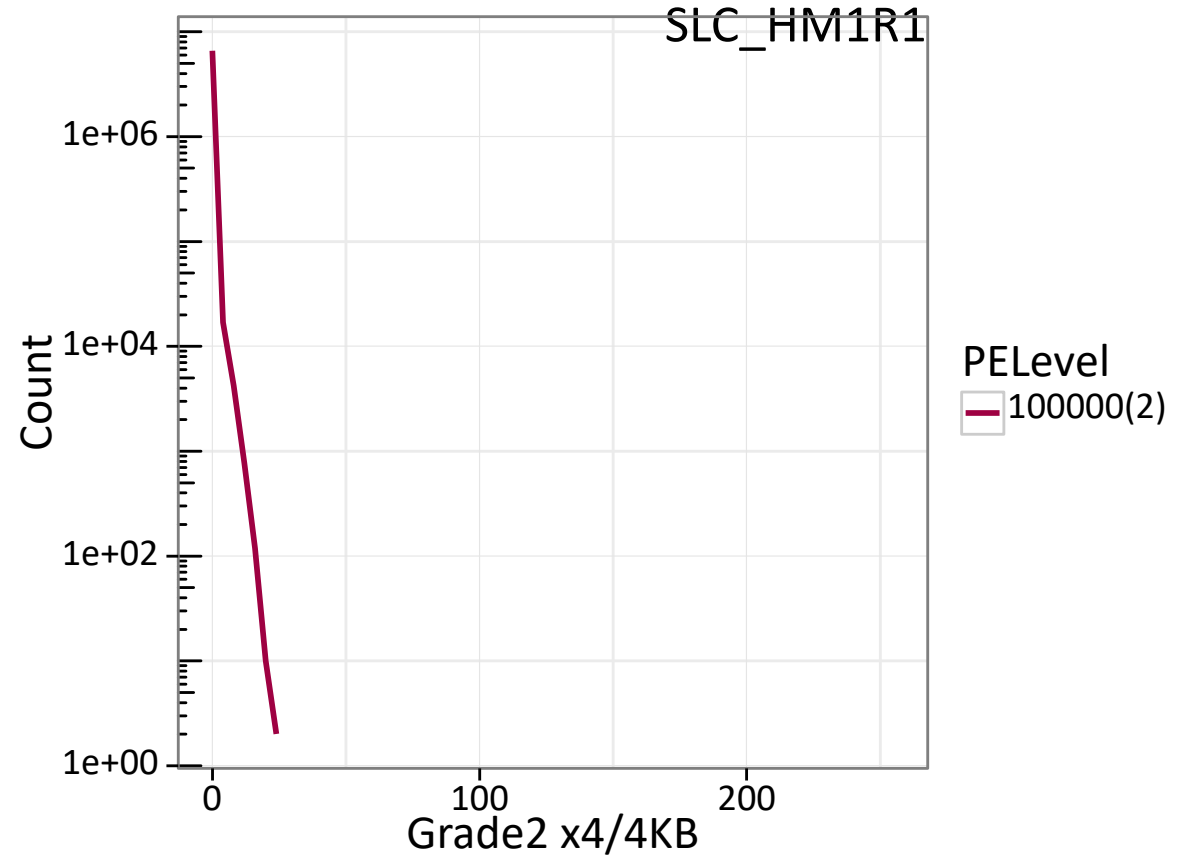
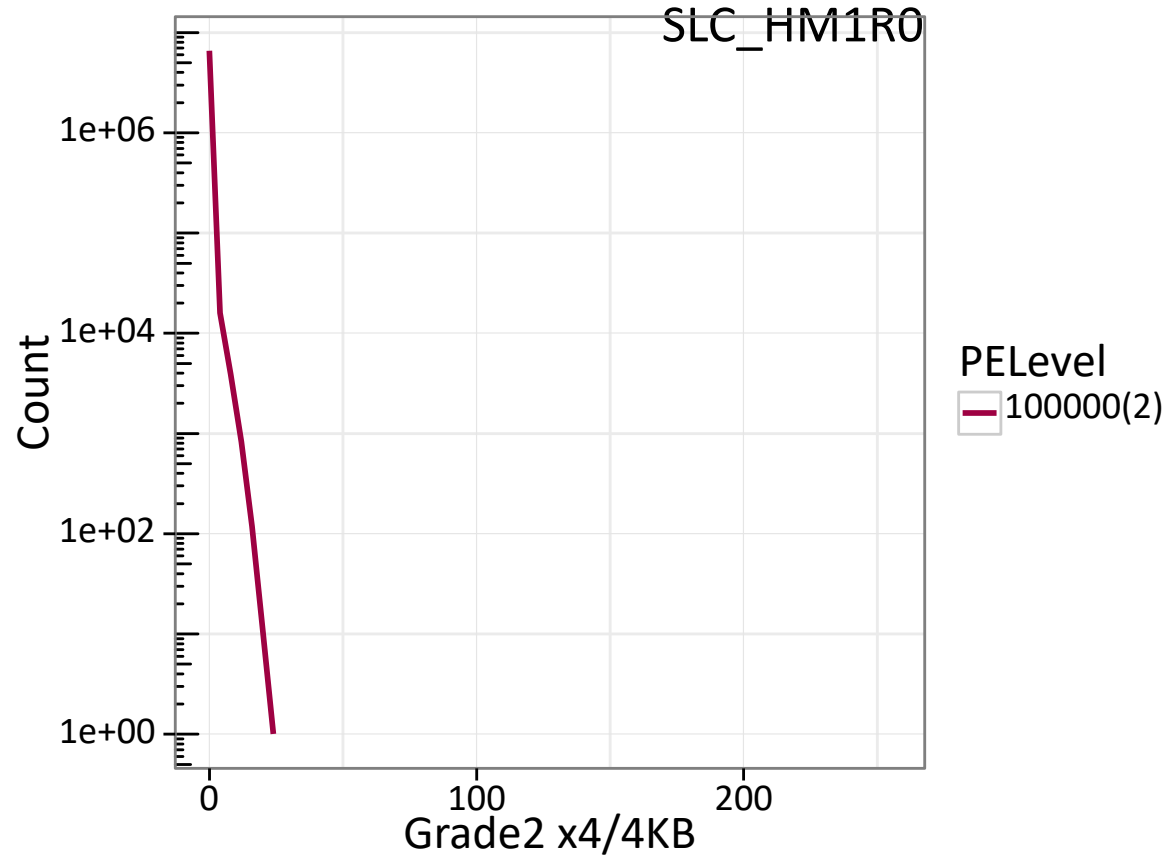
# CP9a: HM in-depth, 1month 45C DR (mid cross)

PQC10\_step\_16



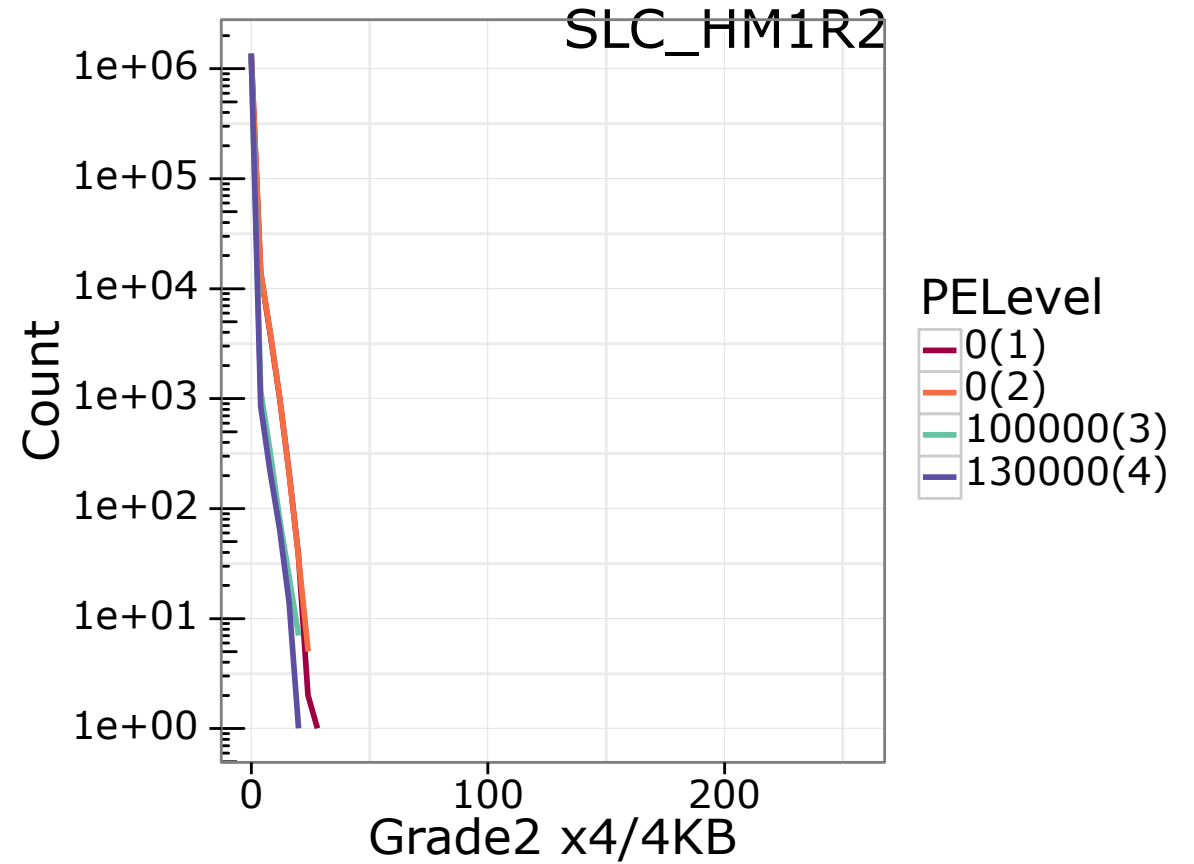
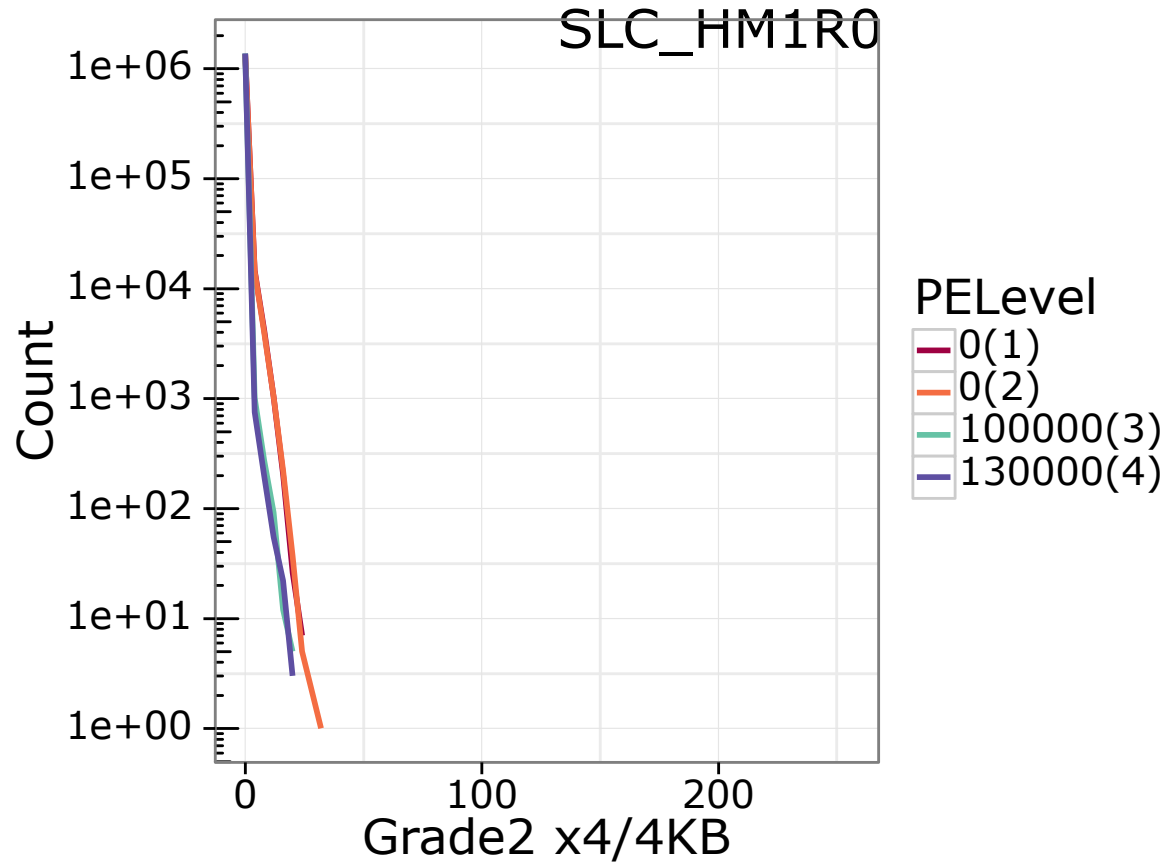
# CP9c: HM in-depth, 1 month 35C DR (mid cross)

PQC10\_step\_13



# CP11: HM\_INDEPTH,1month 45C DR(High Cross)

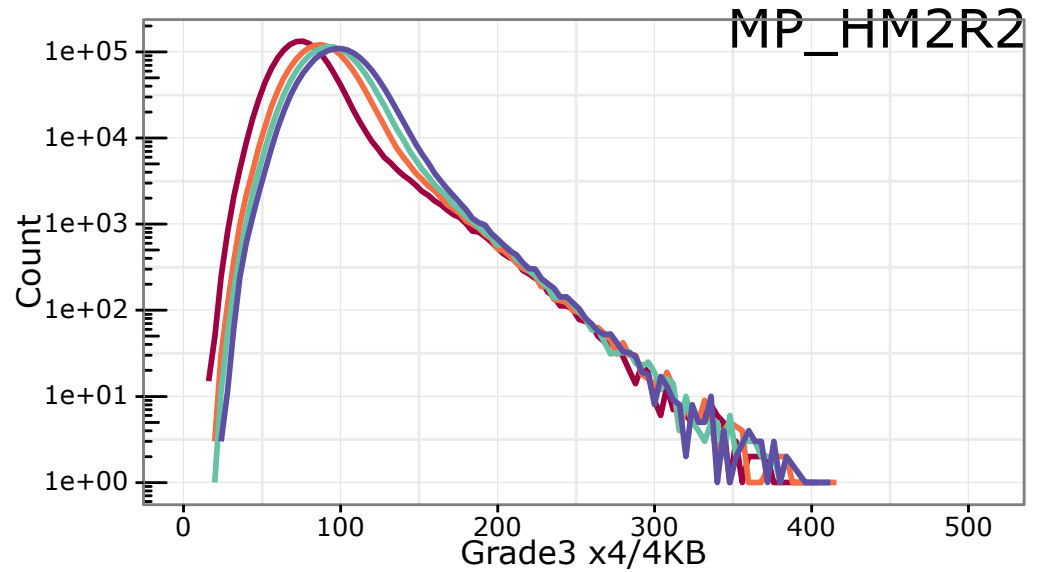
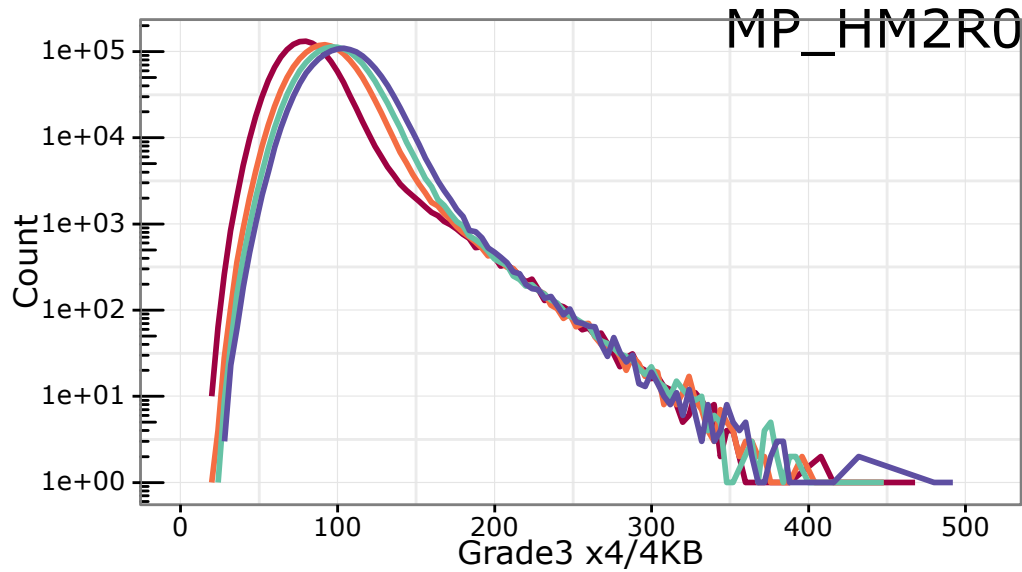
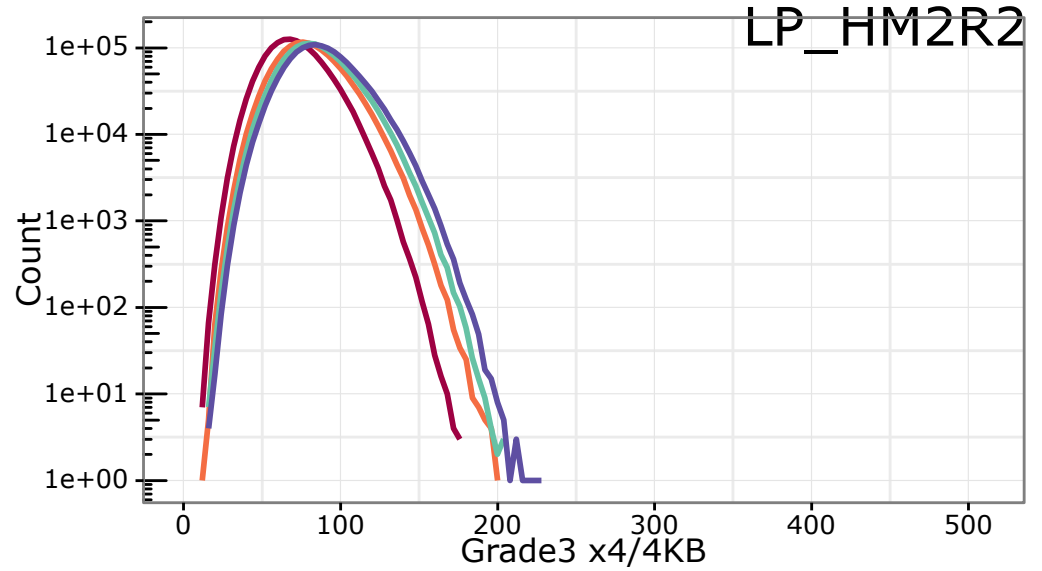
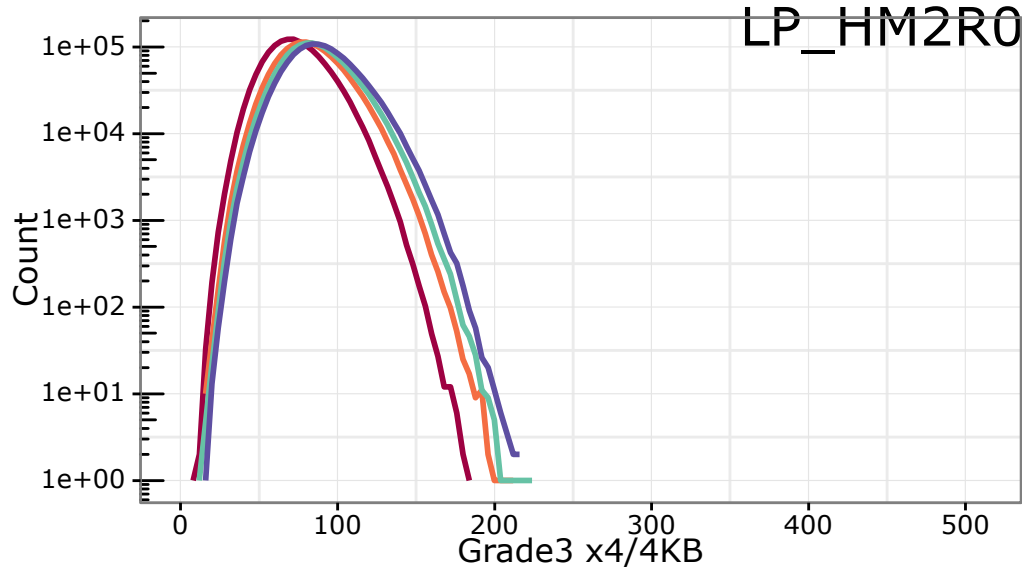
PQC08\_step\_45



## *Health Monitor ADSP (Grade3)*

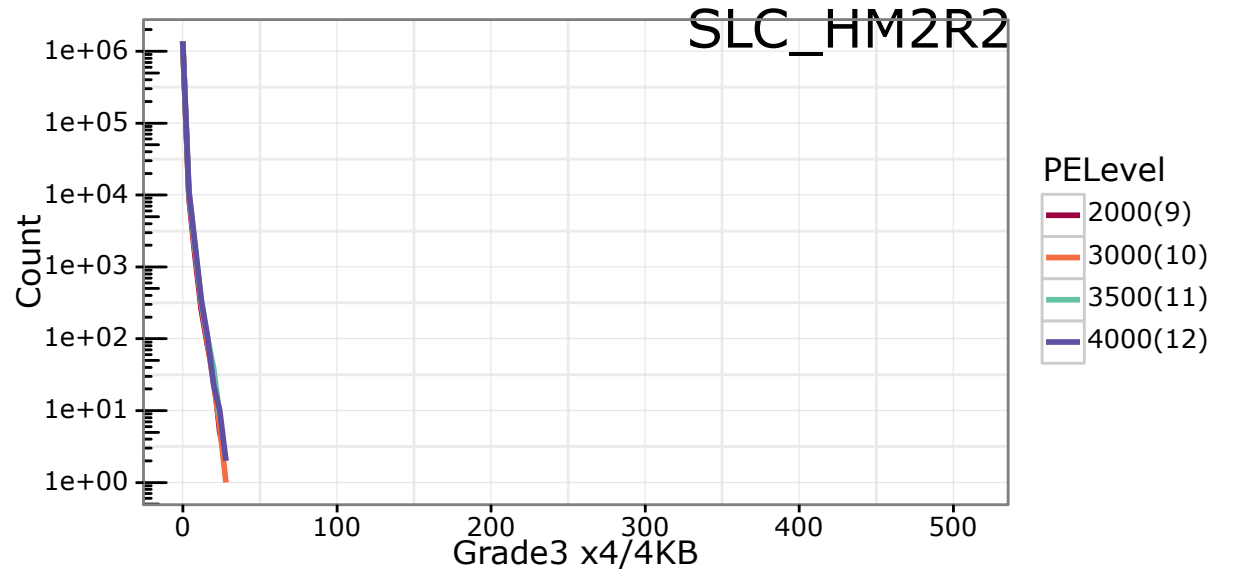
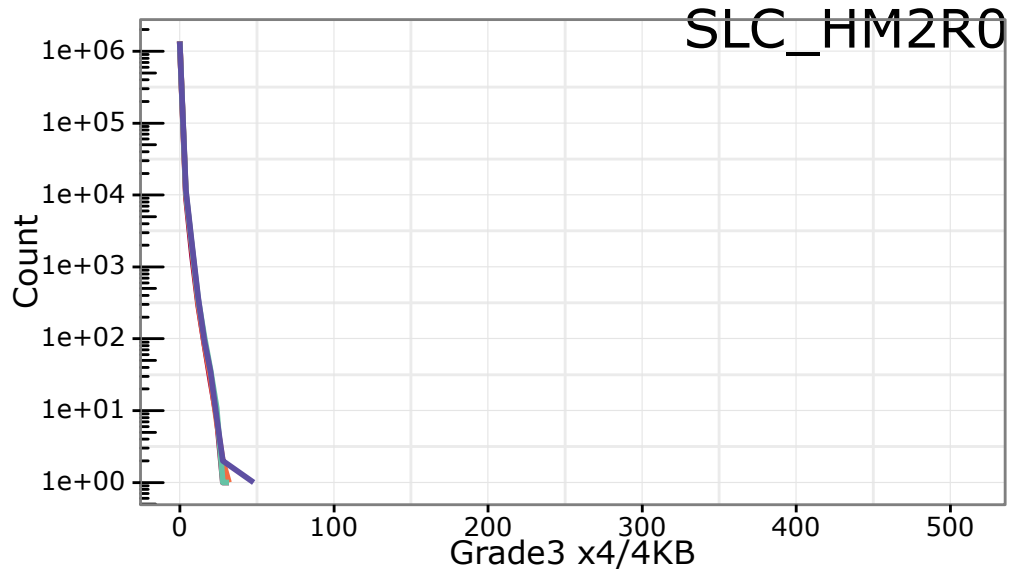
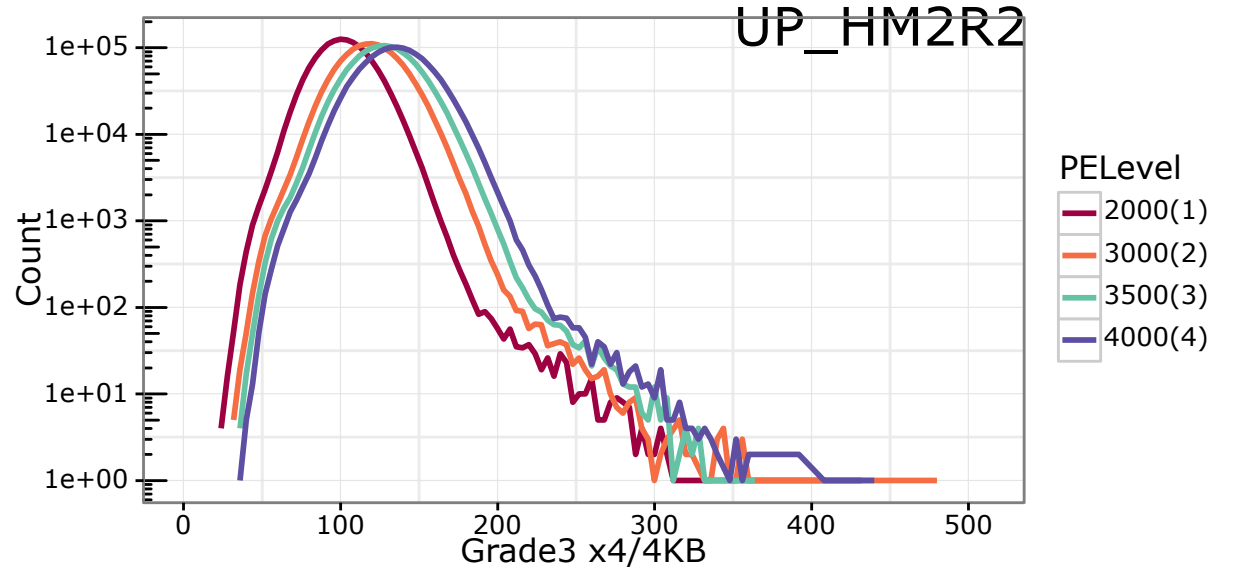
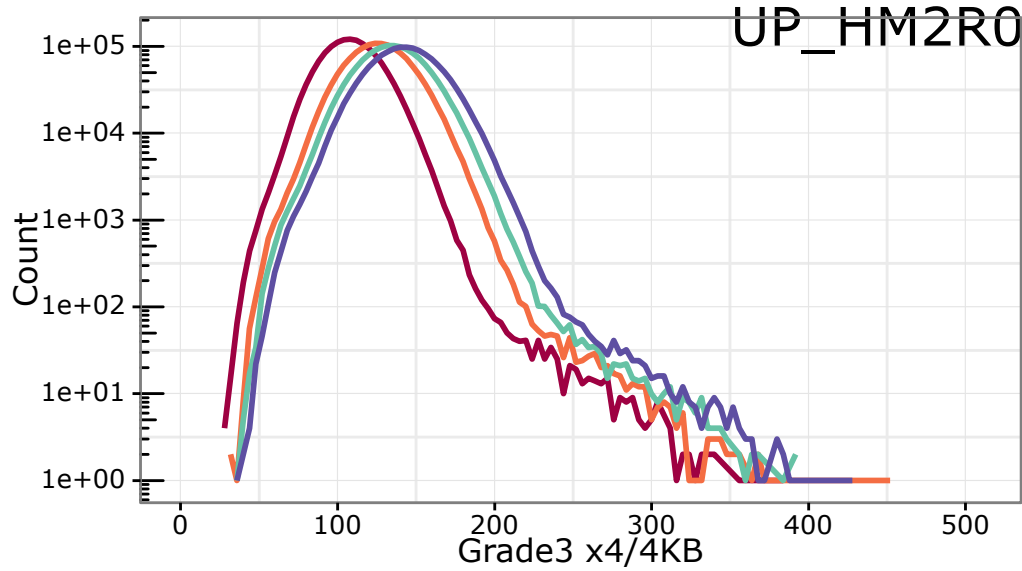
# CP3aopen: HM Xtemp in\_depth (12Month HTDR)

PQC04\_step\_50



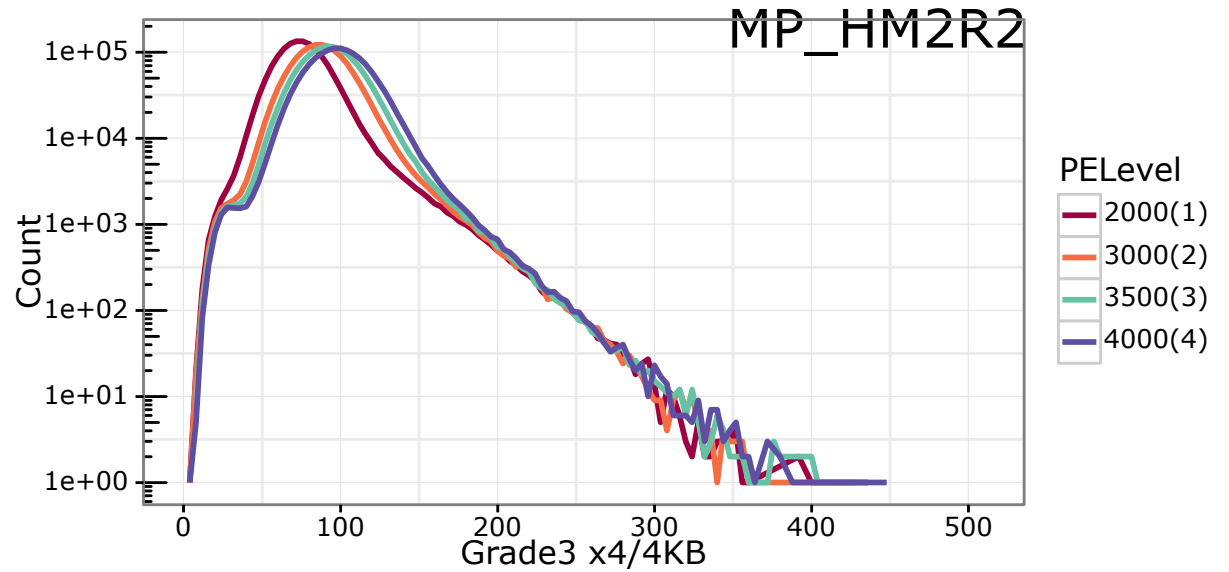
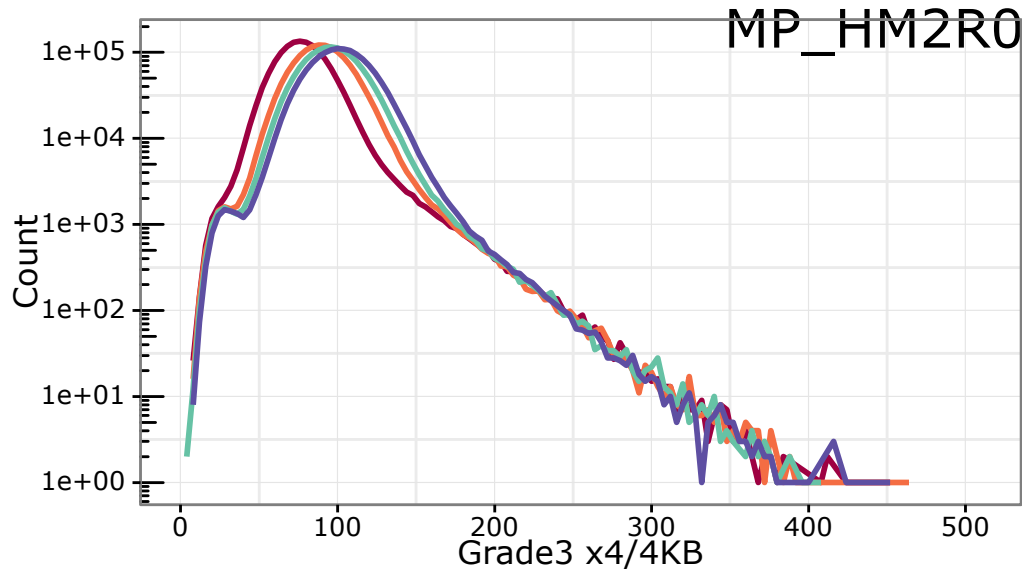
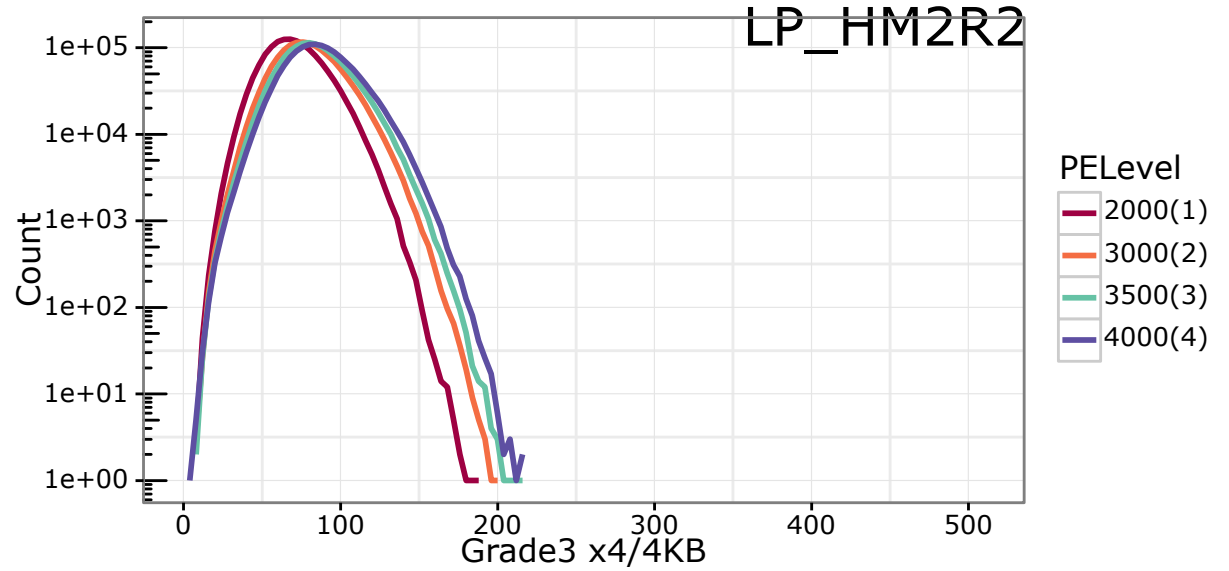
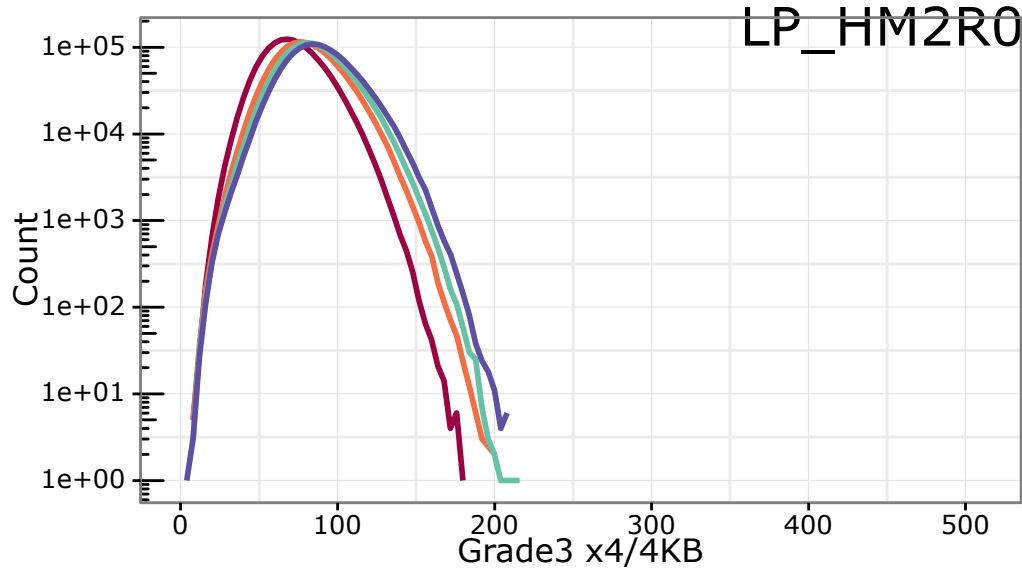
# CP3aopen: HM Xtemp in\_depth (12Month HTDR)

PQC04\_step\_50



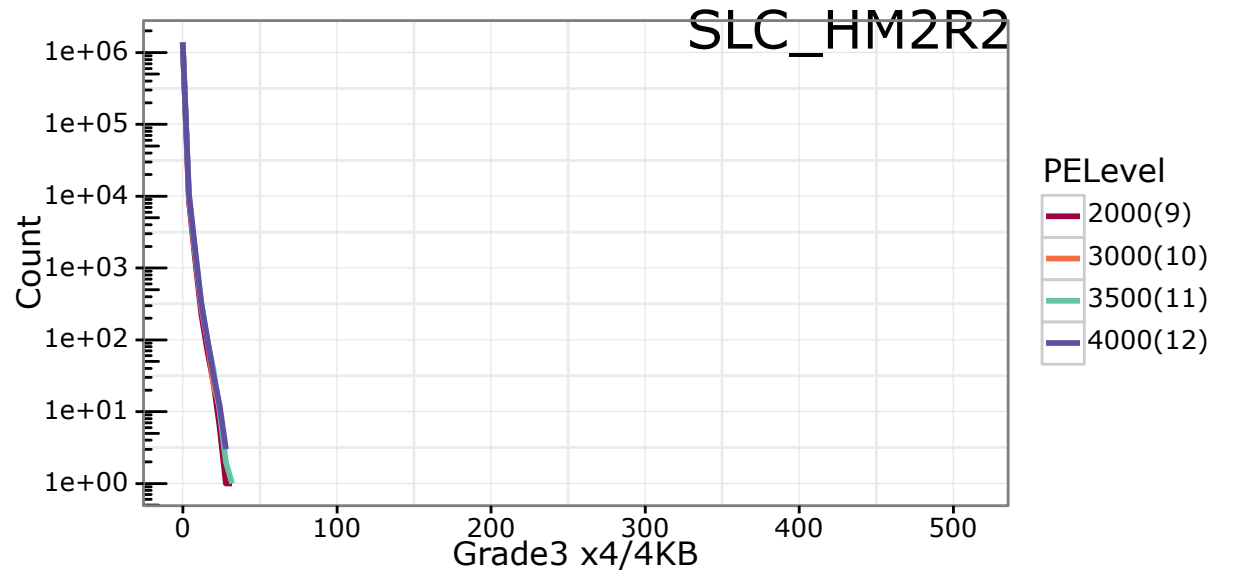
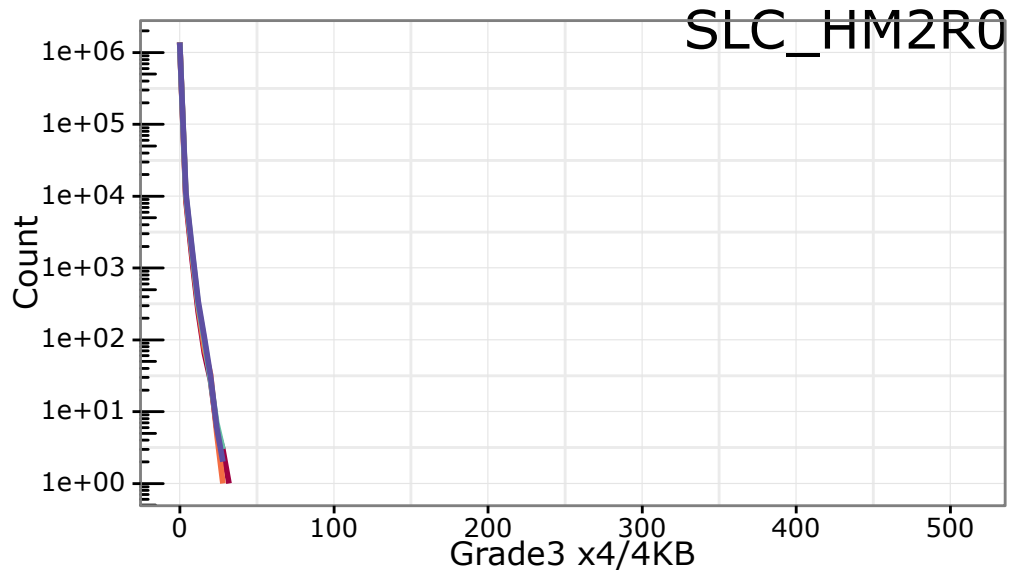
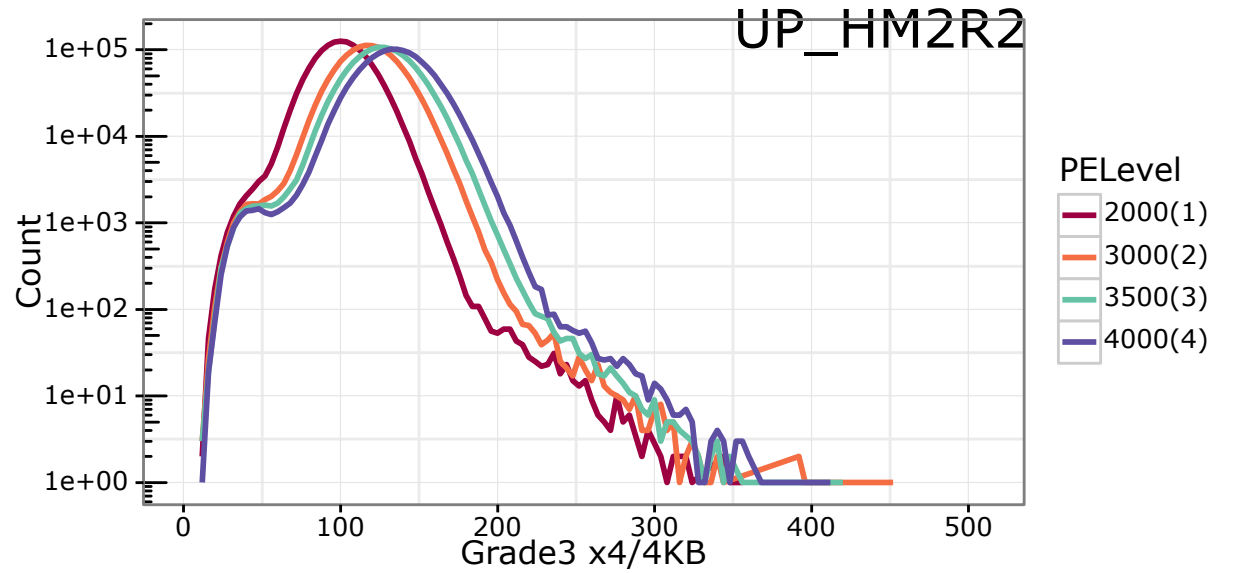
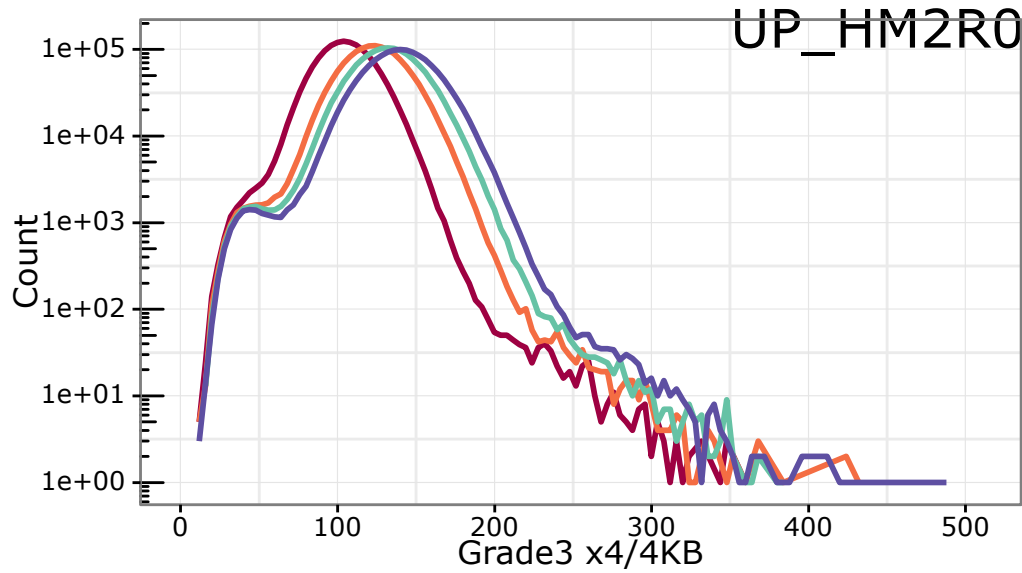
# CP3close: HM\_INDEPTH\_PROGRAM(12Month HTDR)

PQC04\_step\_59

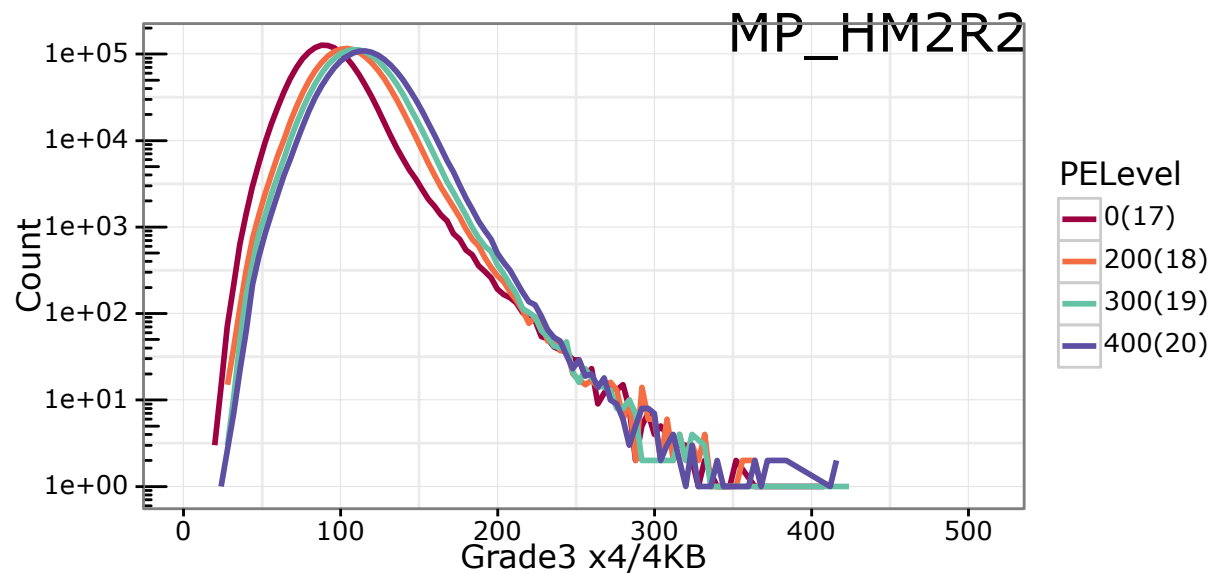
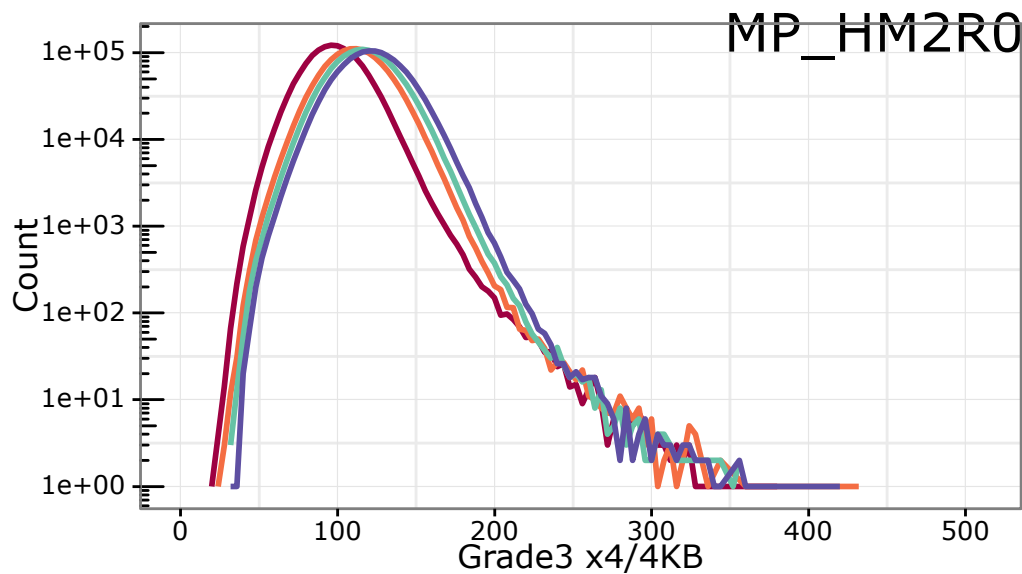
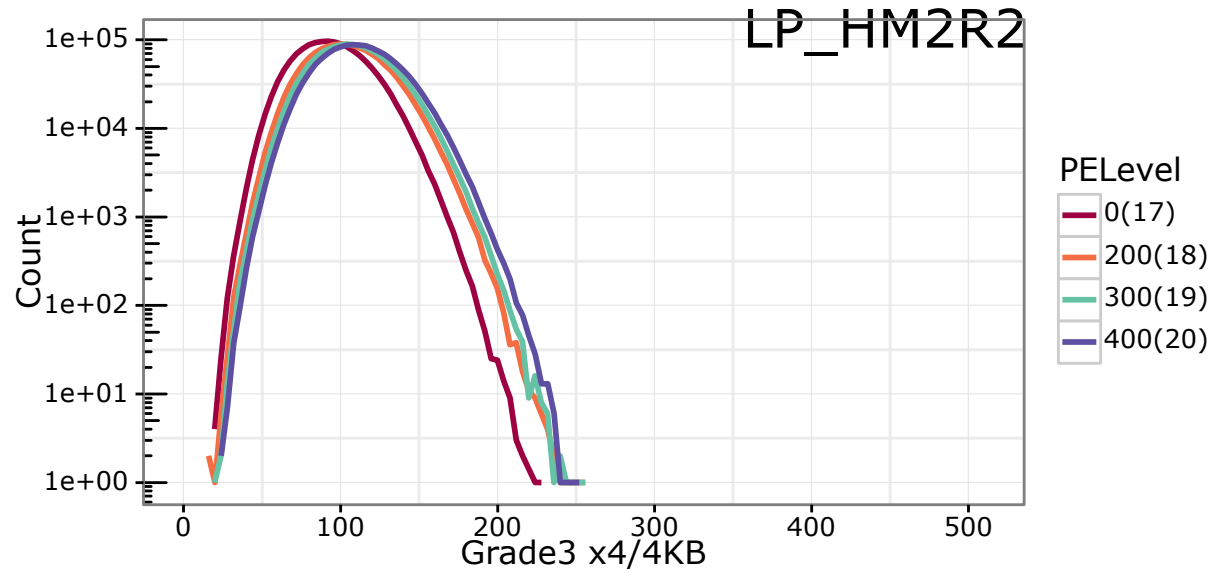
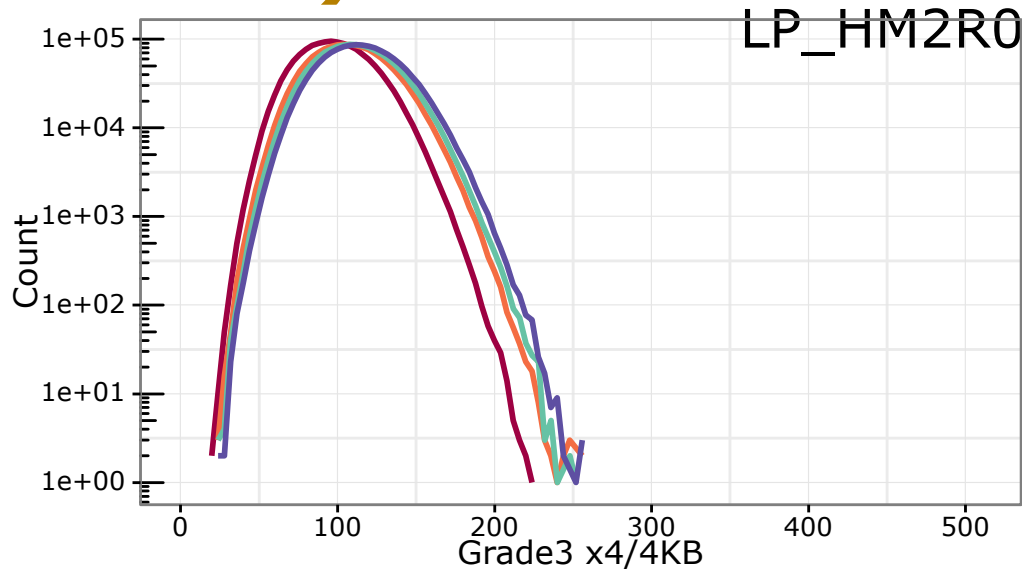


# CP3close: HM\_INDEPTH\_PROGRAM(12Month HTDR)

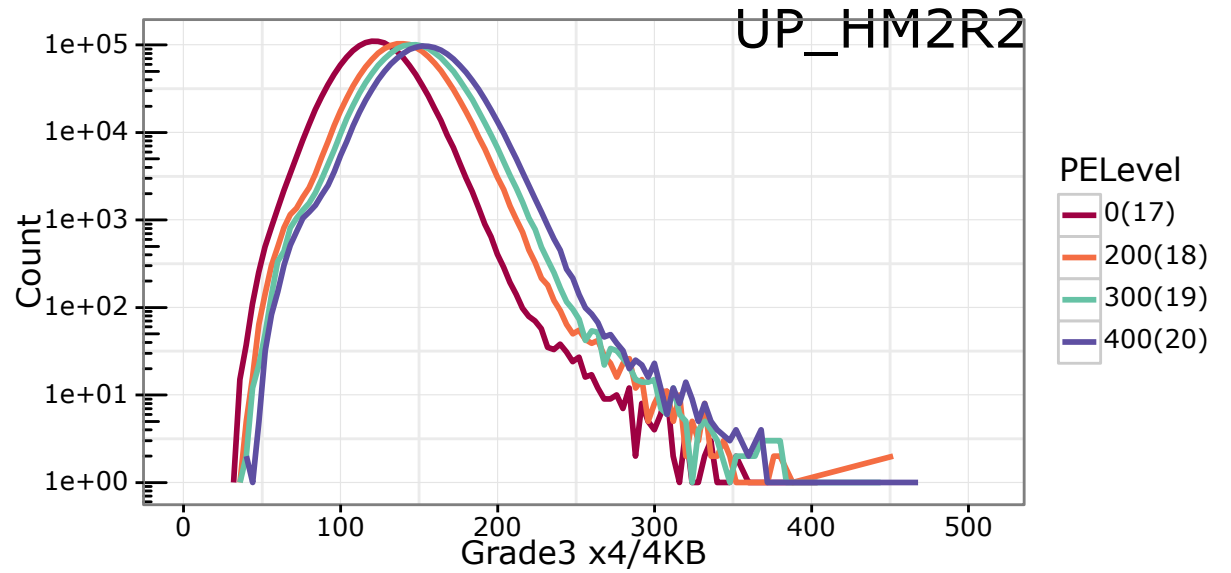
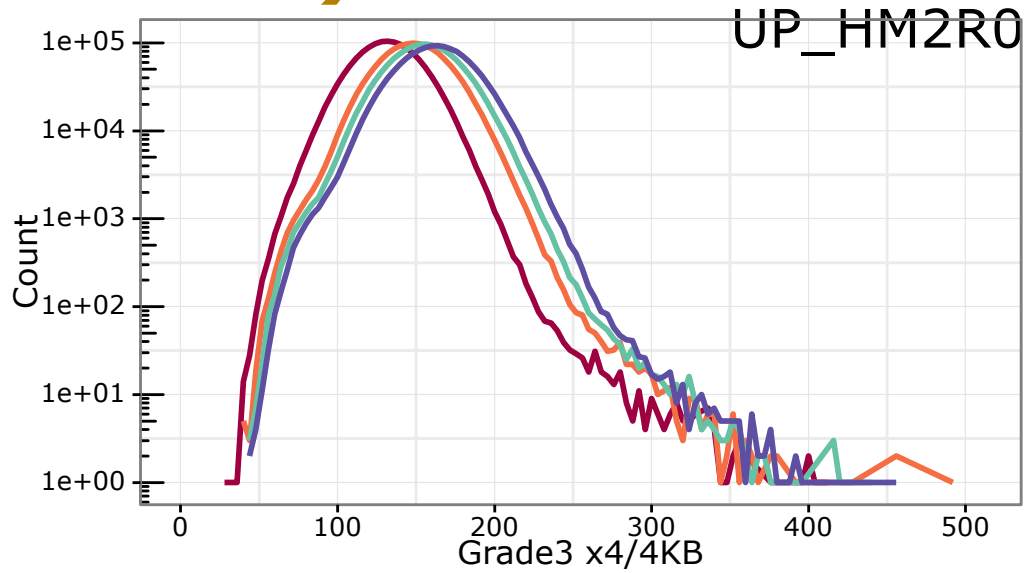
PQC04\_step\_59



# CP4aopen: health\_monitor X\_temp\_low (12Month PQC04\_step\_53 HTR)

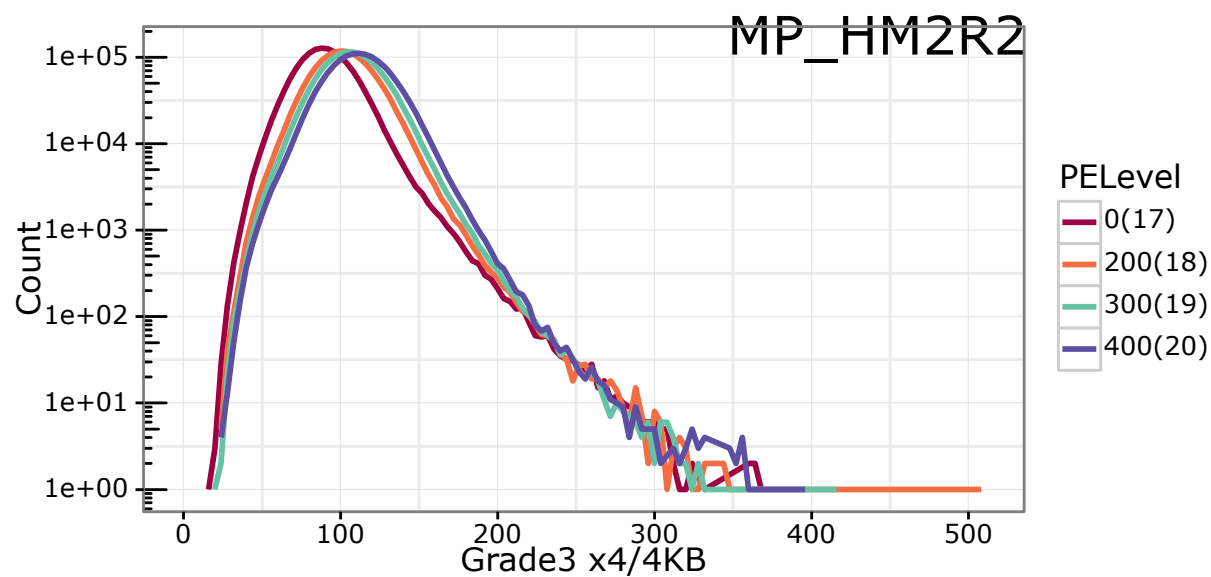
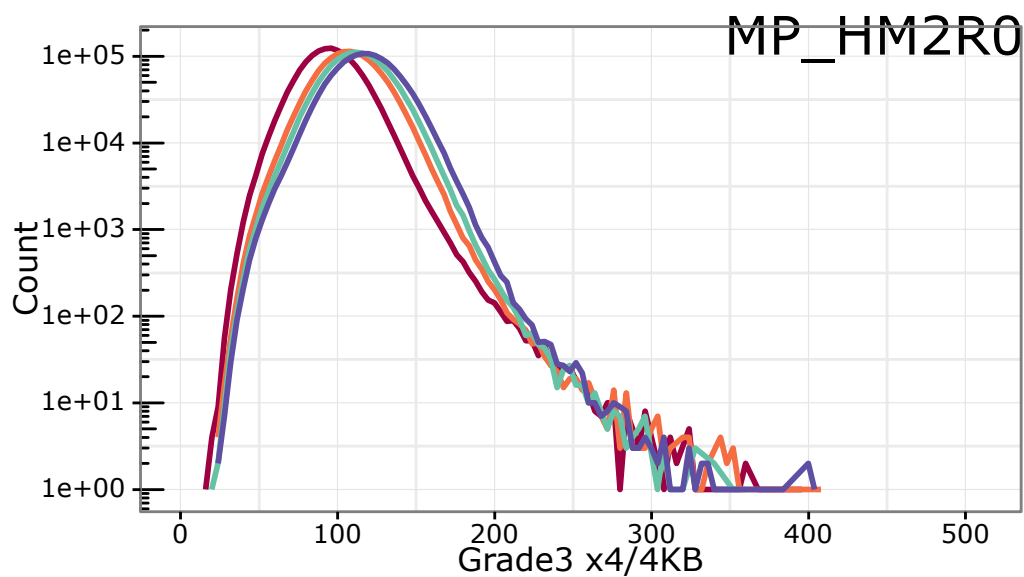
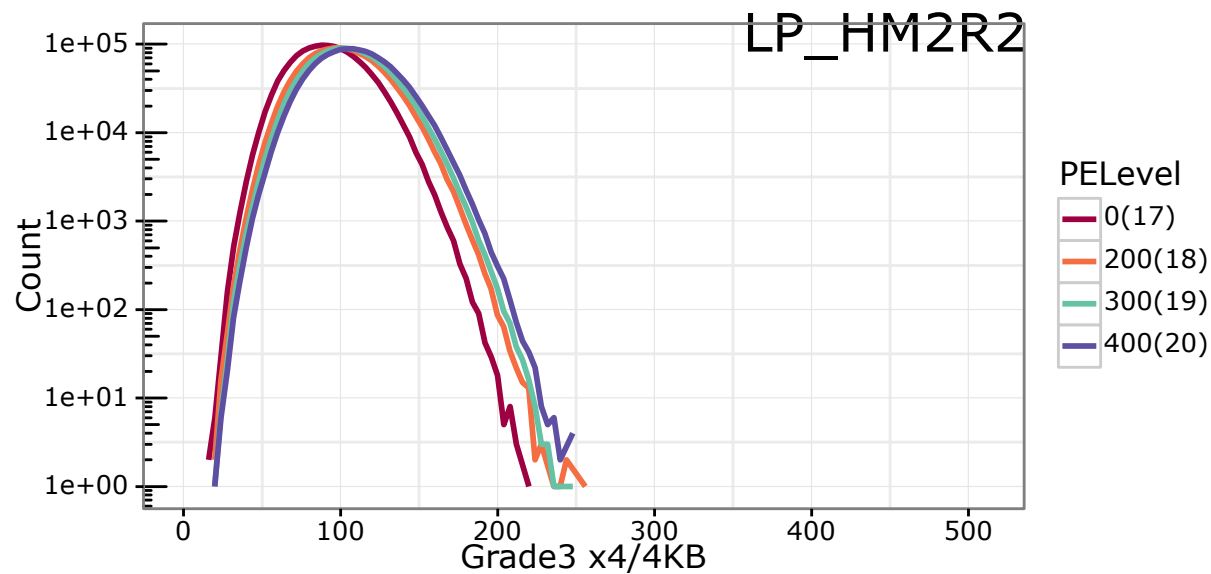
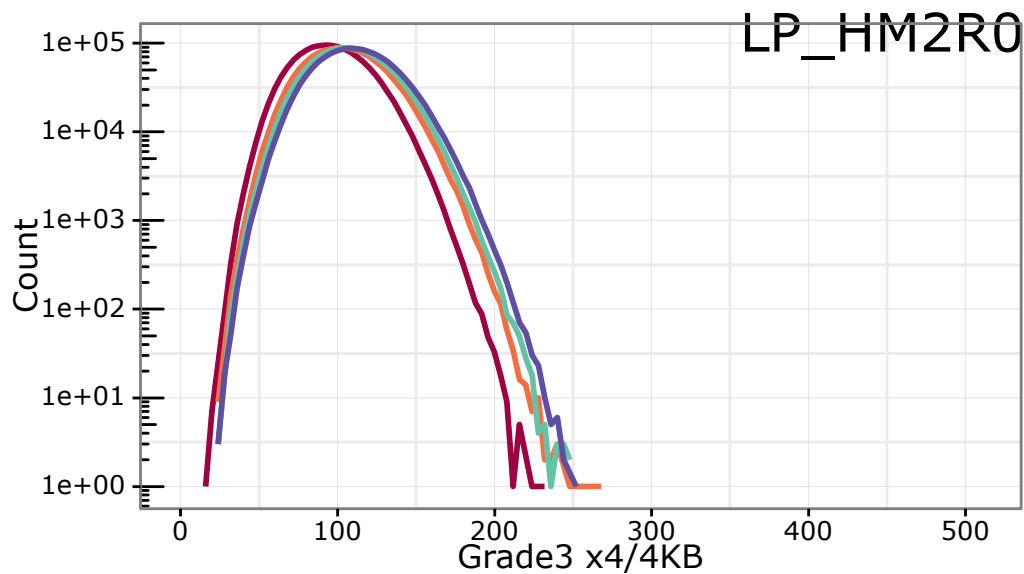


# CP4aopen: health\_monitor X\_temp\_low (12Month POC04\_step\_53)



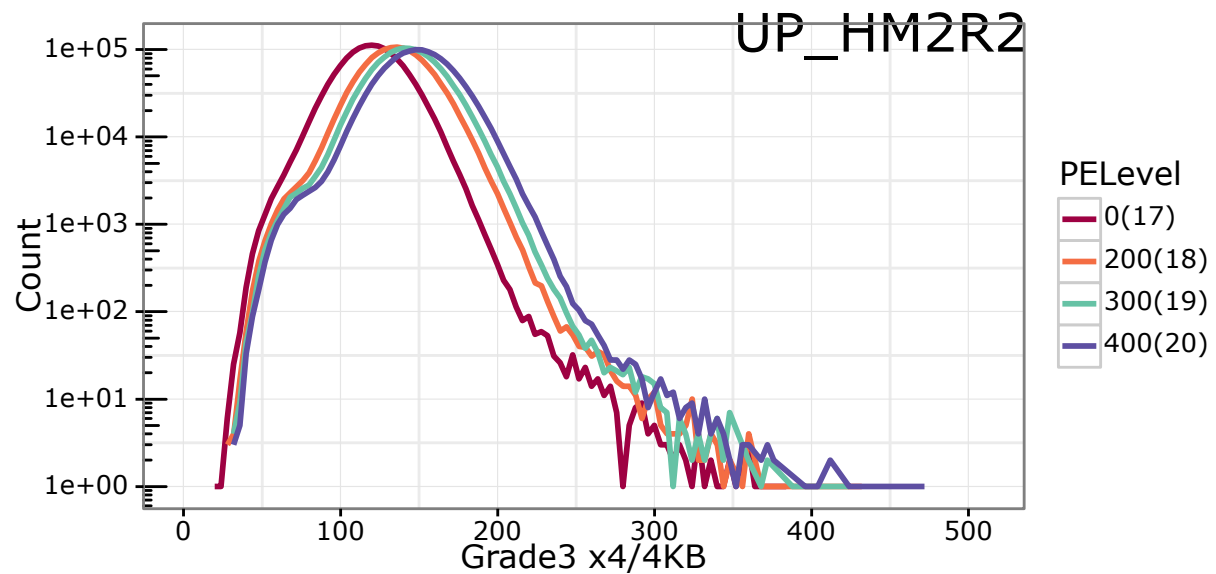
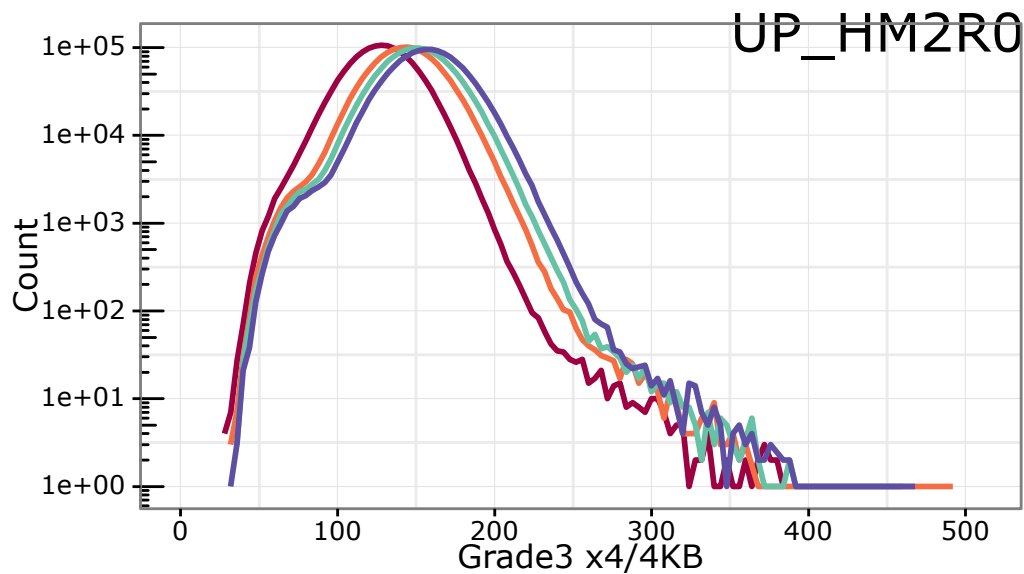
# CP4aclose: HM Xtemp in\_depth (12Month HTDR)

PQC04\_step\_62



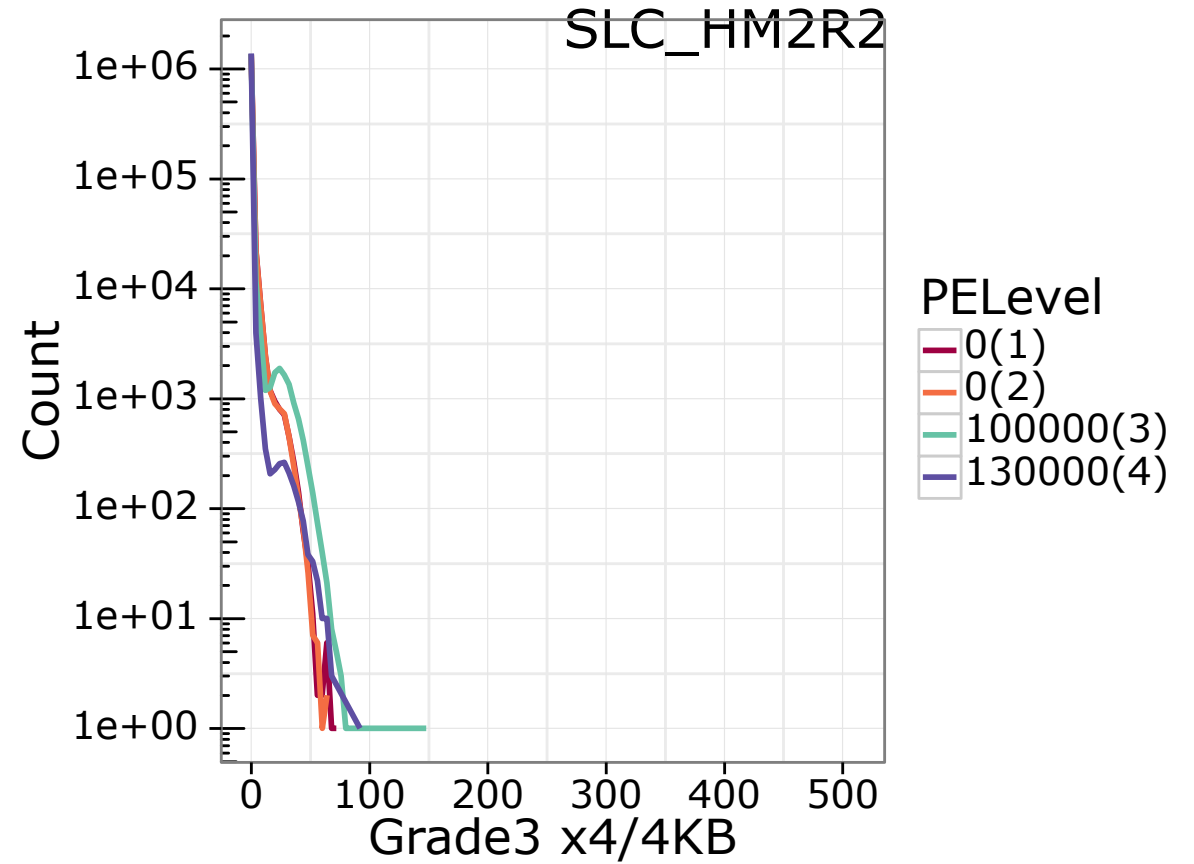
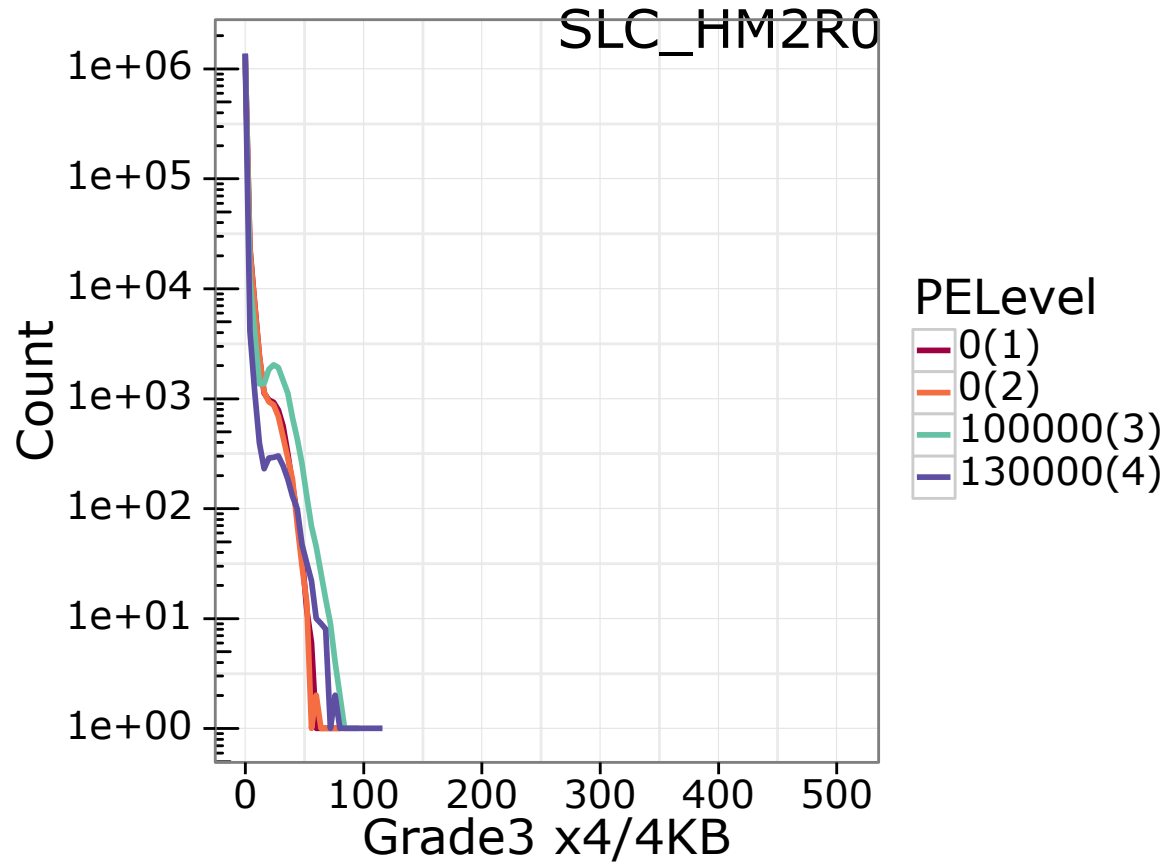
# CP4aclose: HM Xtemp in\_depth (12Month HTDR)

PQC04\_step\_62



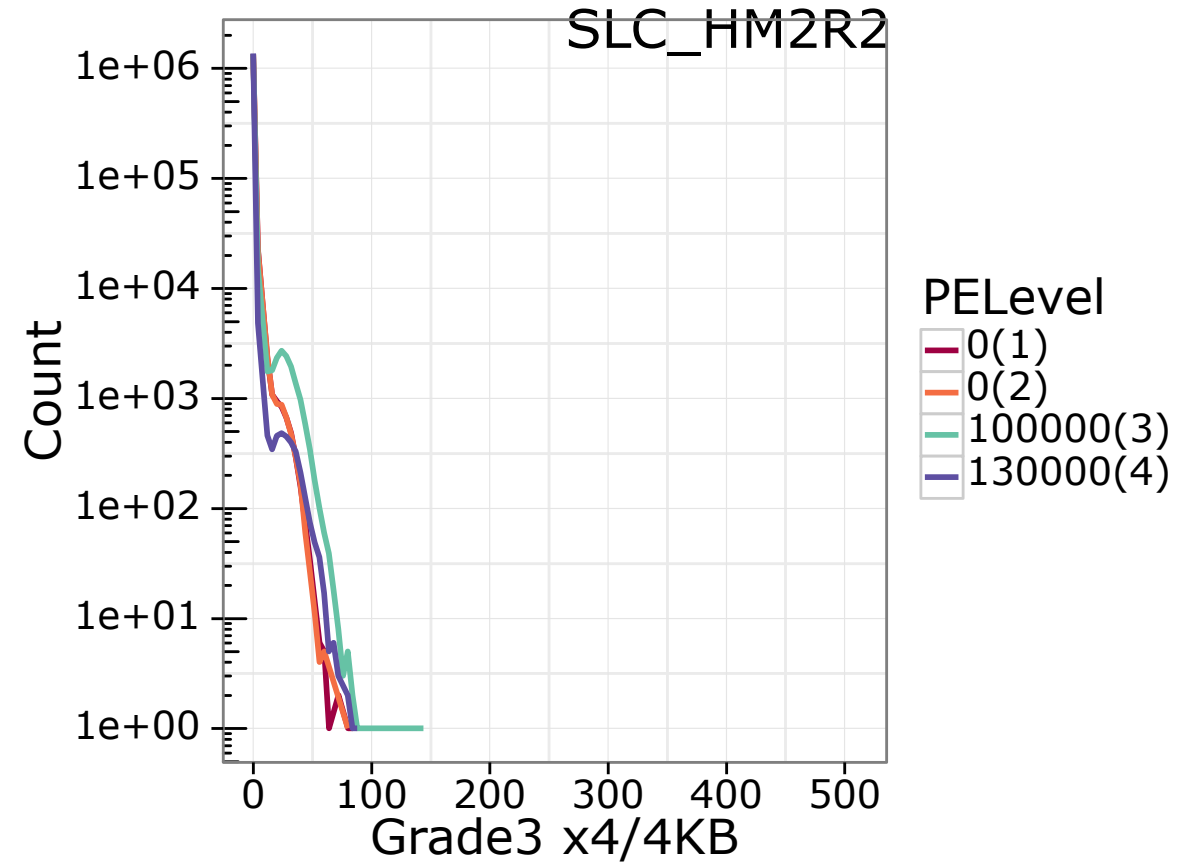
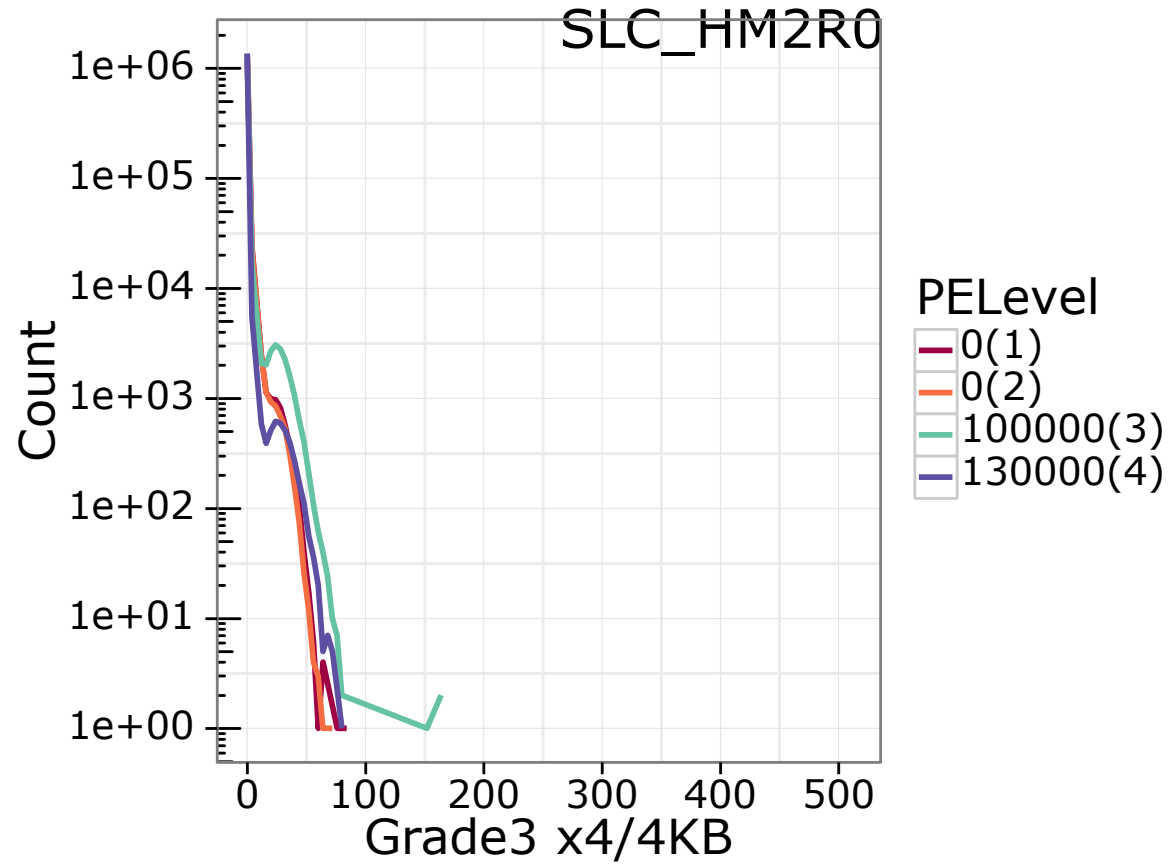
# CP3close: HM\_INDEPTH\_PROGRAM(12Month HTDR)

PQC08\_step\_59

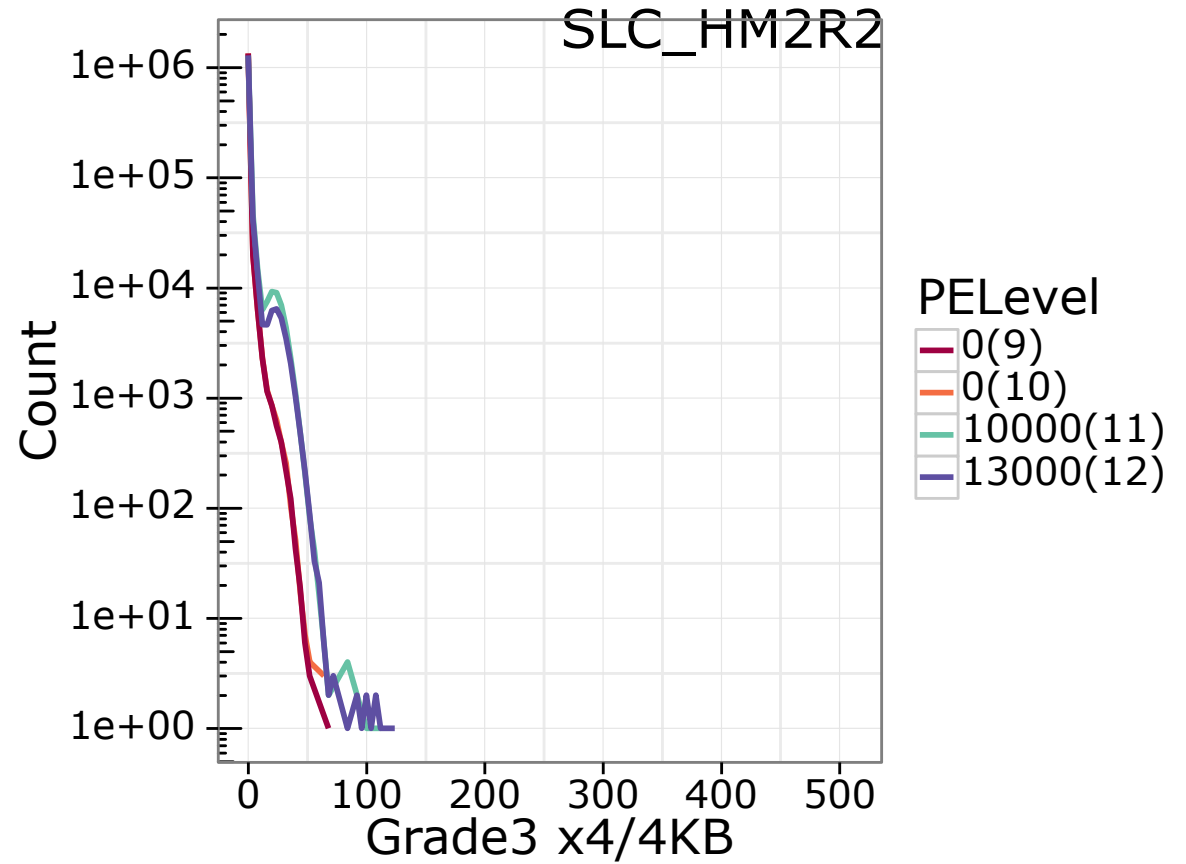
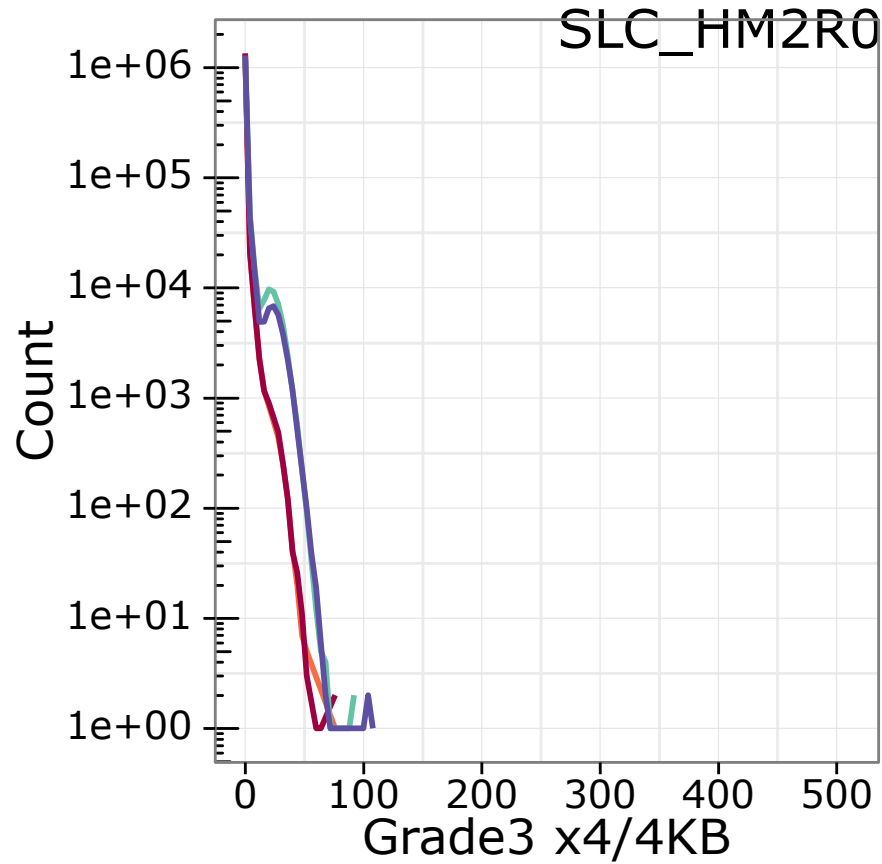


# CP3aopen: HM Xtemp in\_depth (12Month HTDR)

PQC08\_step\_50

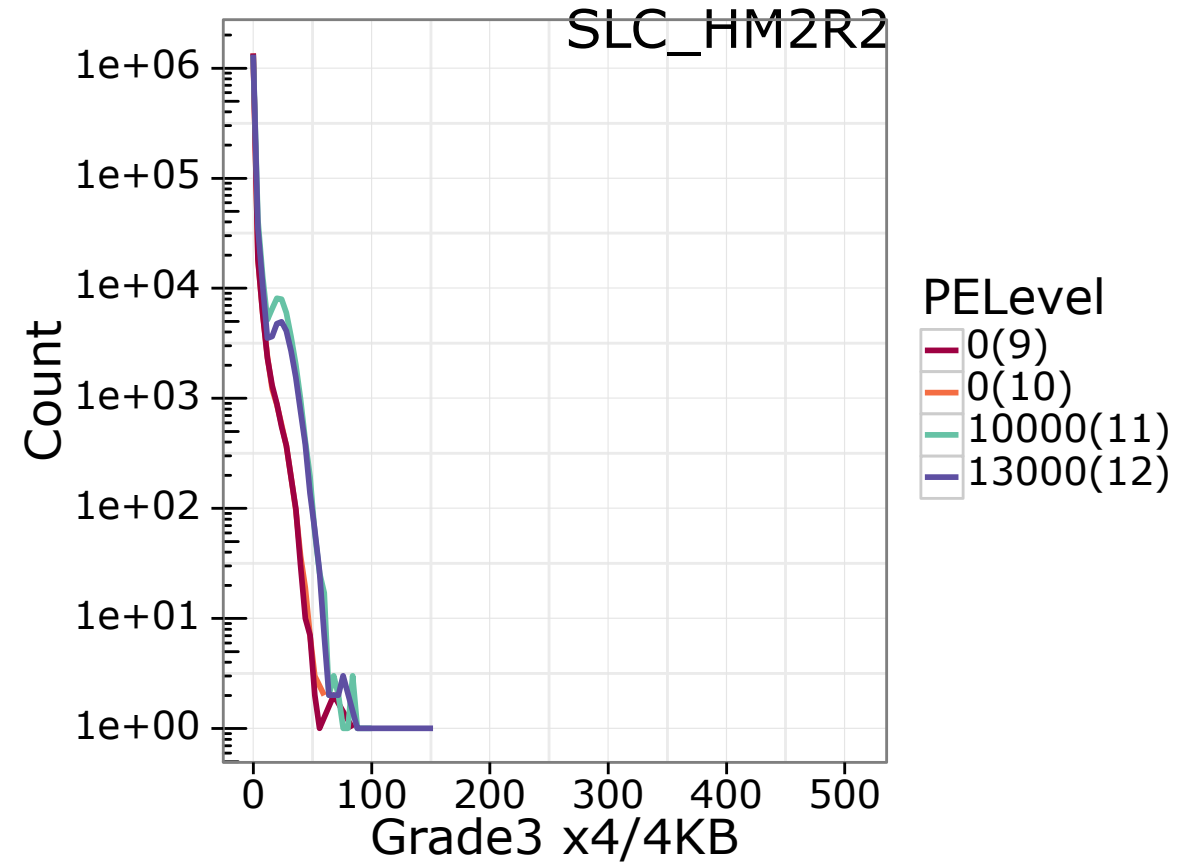
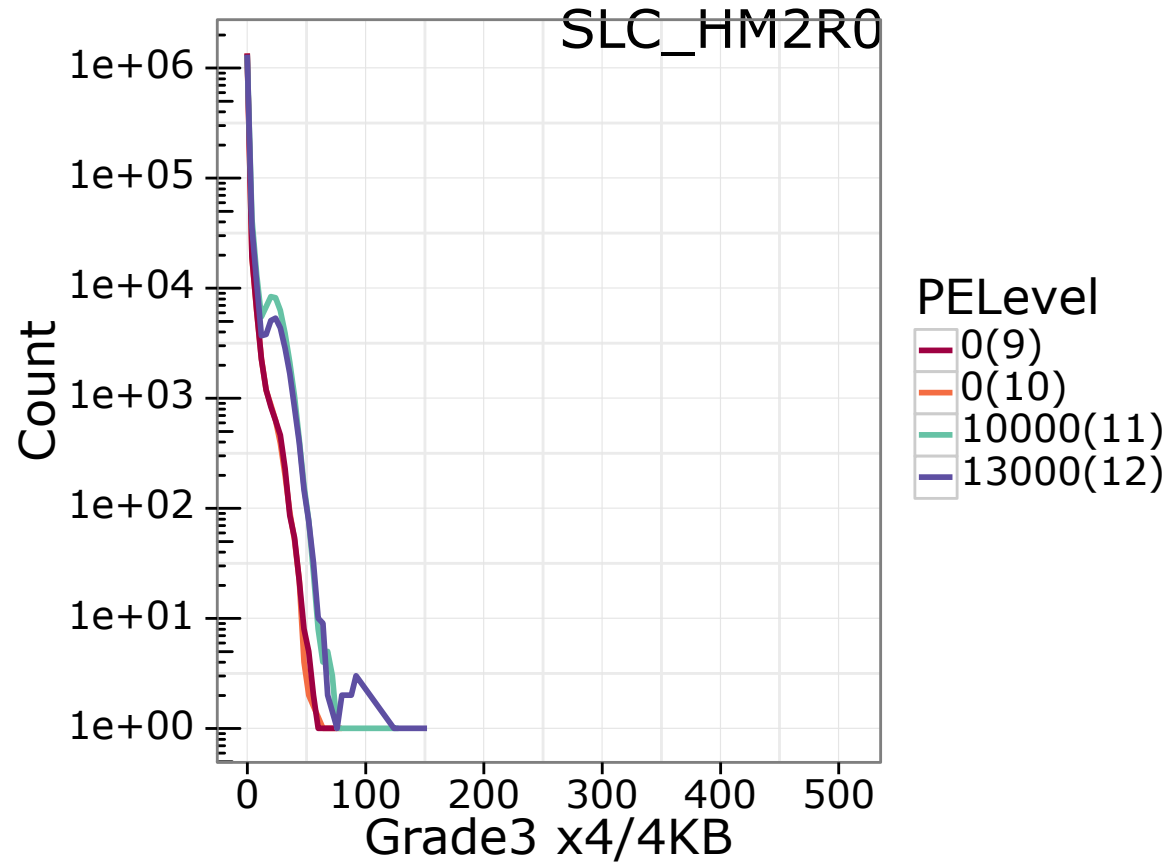


# CP4aopen:health\_monitor X\_temp\_low (12Month PQC08\_step\_53)



# CP4aclose: HM Xtemp in\_depth (12Month HTDR)

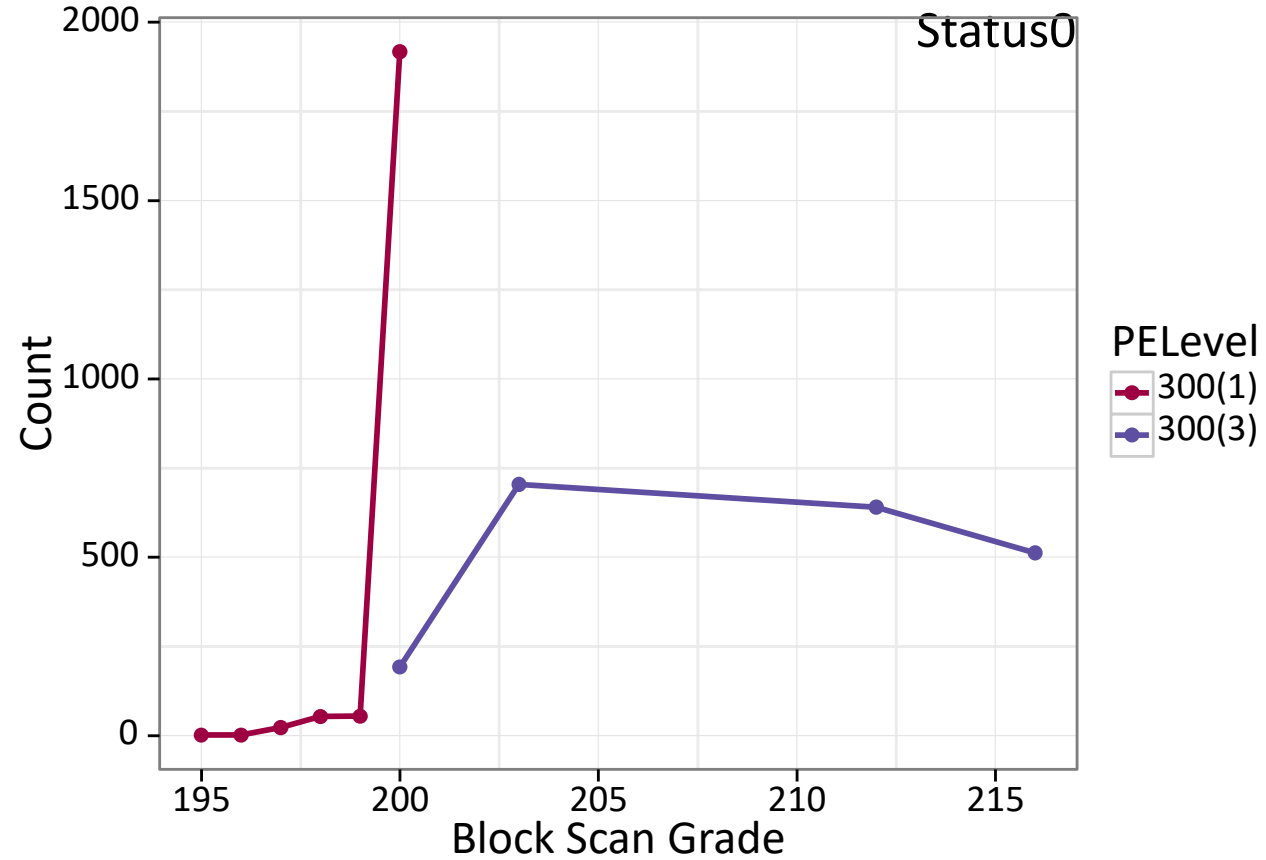
PQC08\_step\_62



## *Block Scan Grade*

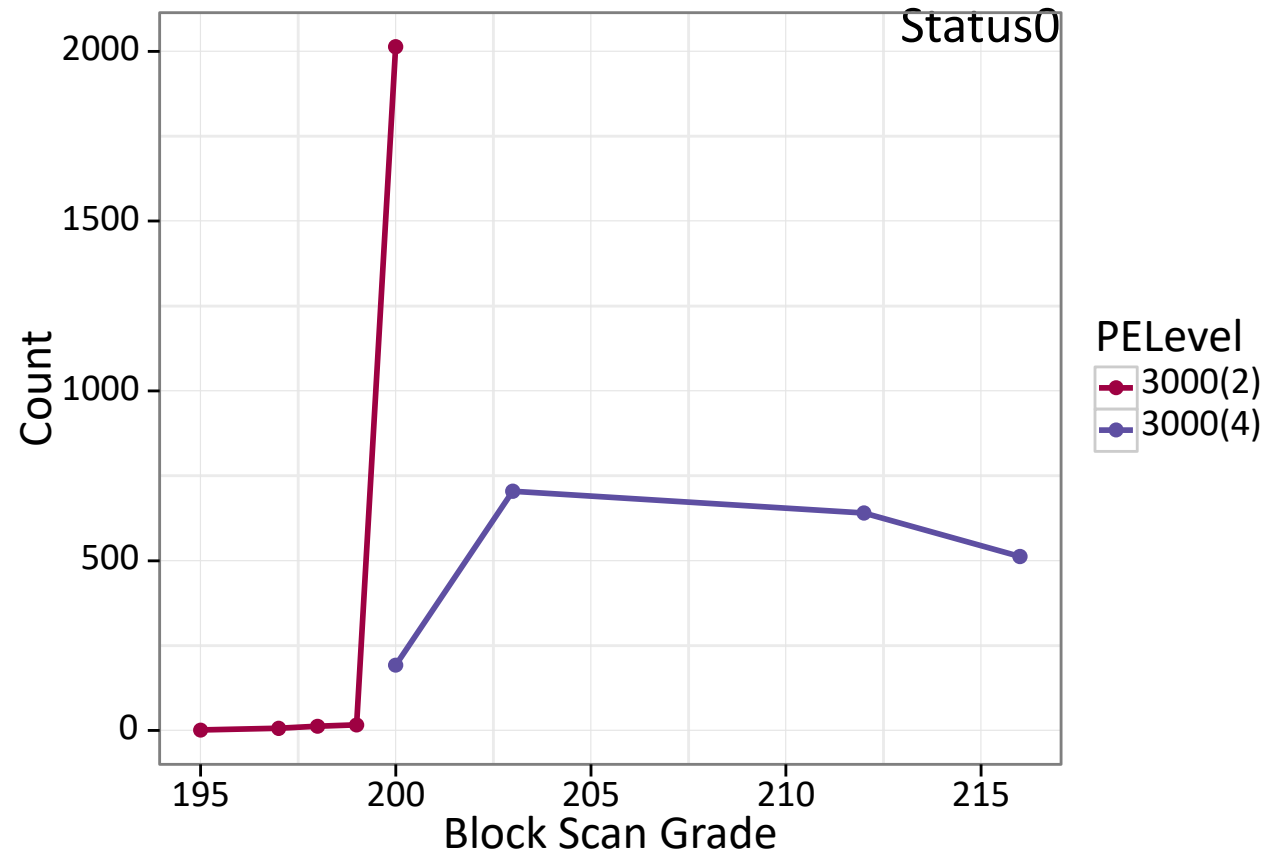
# CP 8: HM in-depth, 3 month 45C DR (mid cross)

PQC06\_step\_19



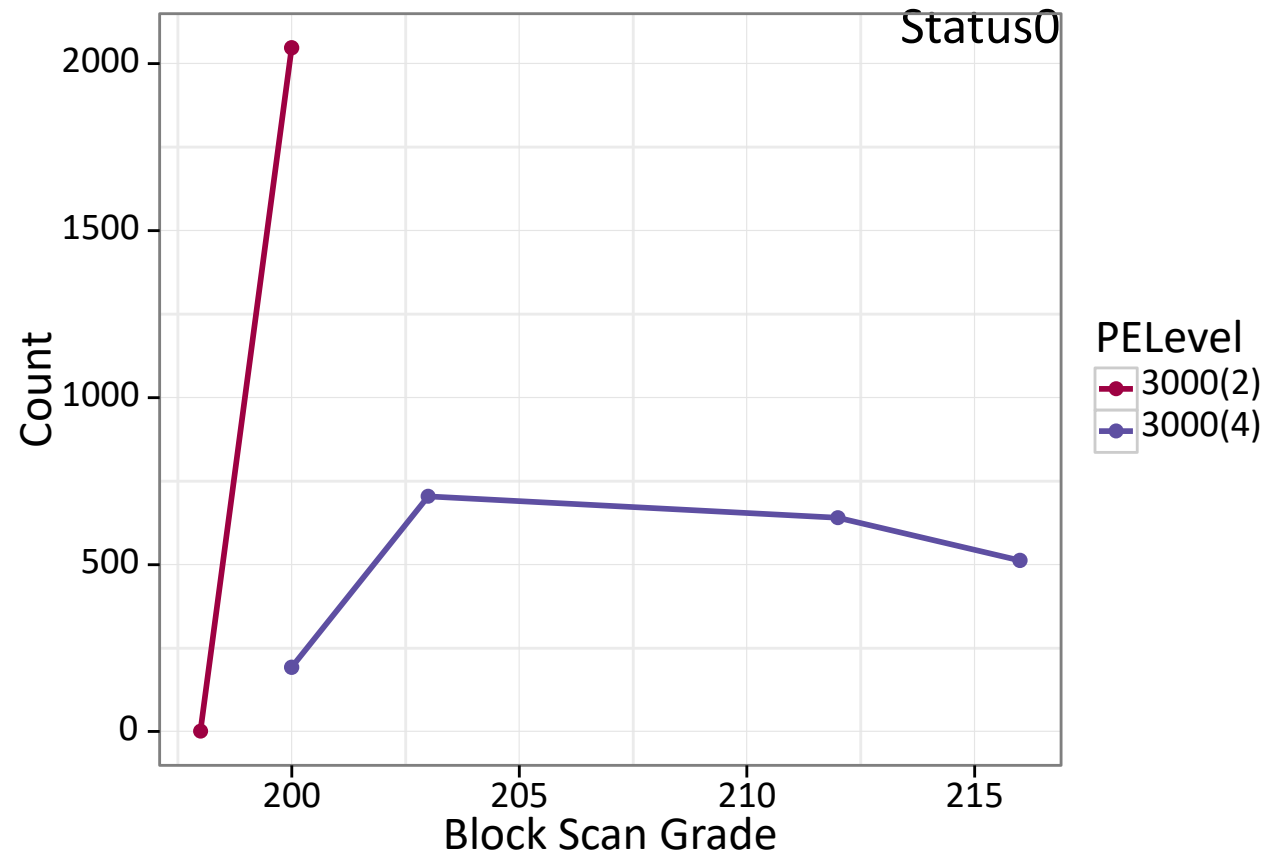
# CP9a: HM in-depth, 1month 45C DR (mid cross)

PQC06\_step\_16



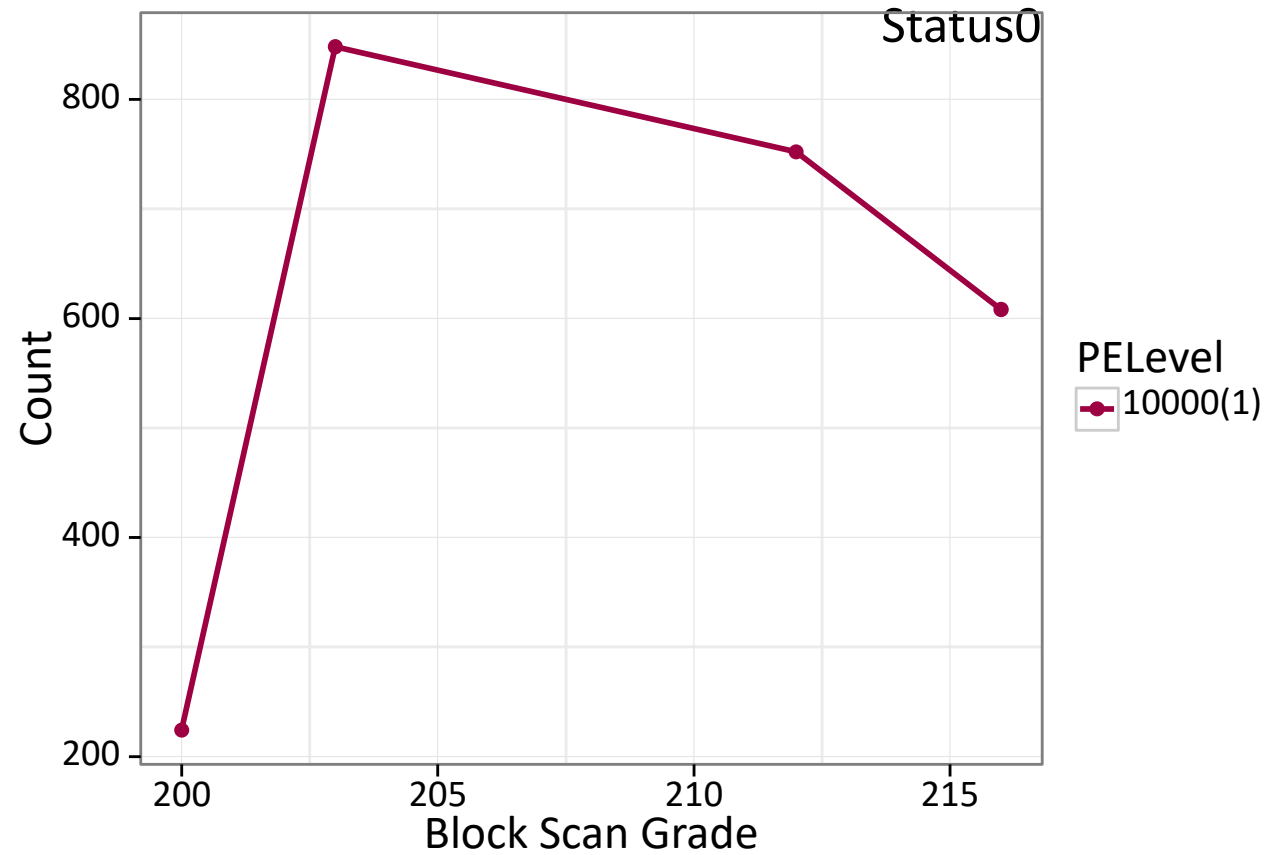
# CP9c: HM in-depth, 1month 35C DR (mid cross)

PQC06\_step\_13



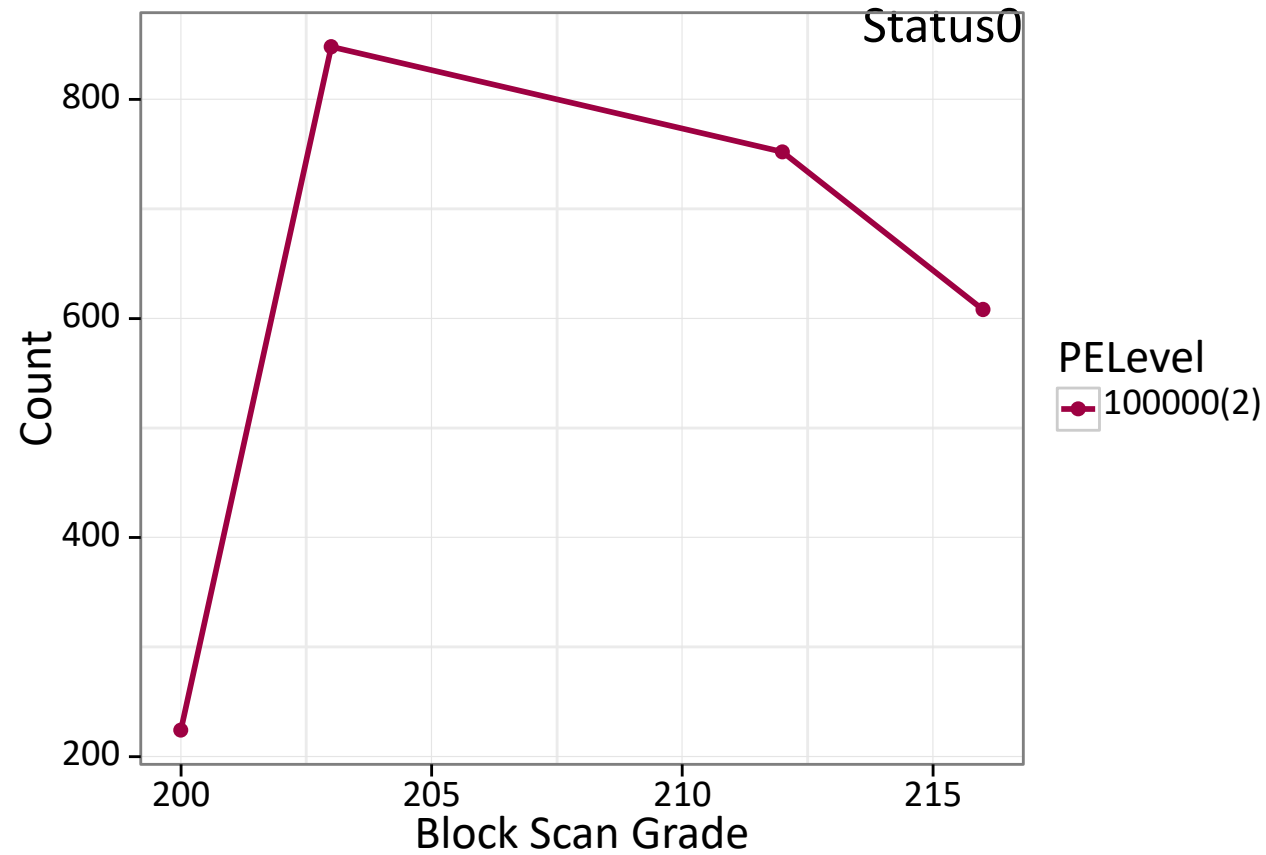
# CP8: HM in-depth, 3month 45C DR (mid cross)

PQC10\_step\_19



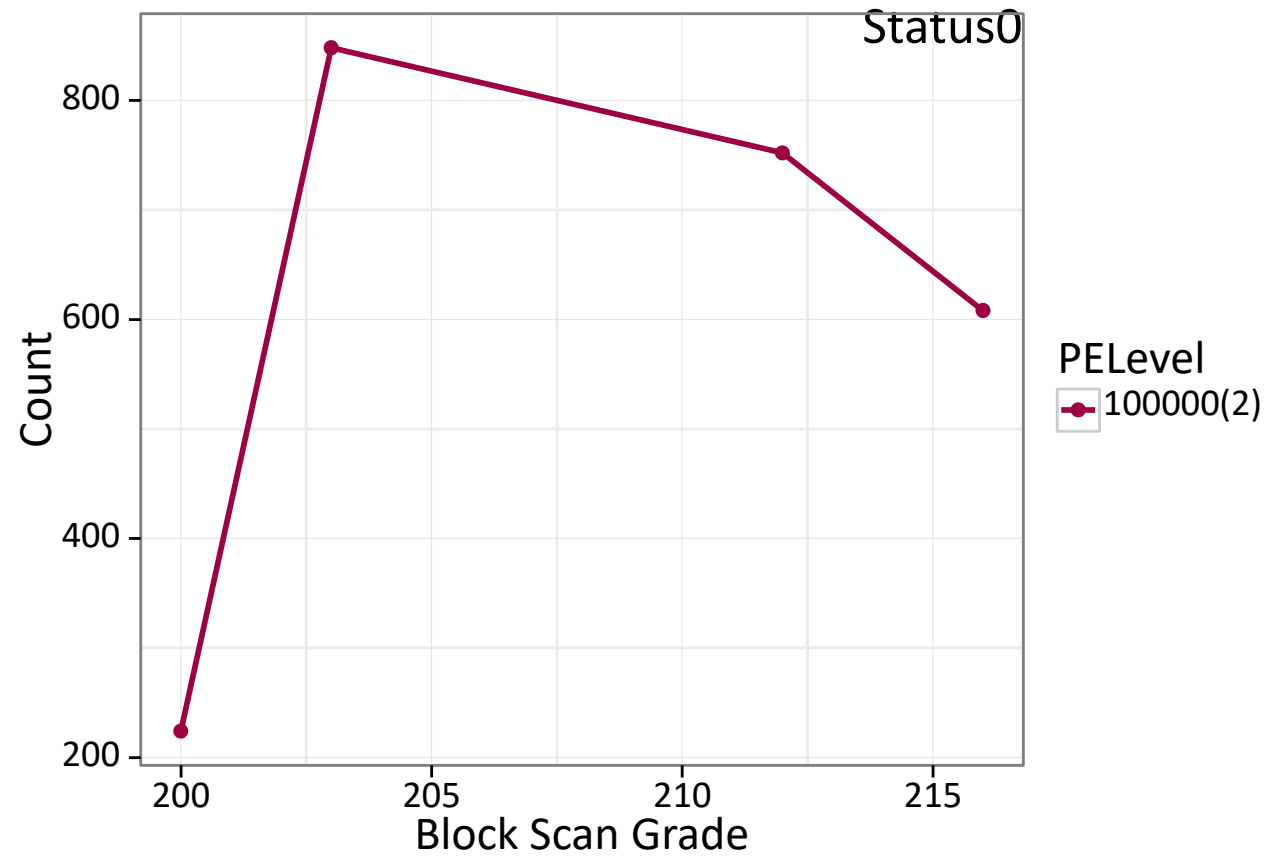
# CP9a: HM in-depth, 1month 45C DR (mid cross)

PQC10\_step\_16



# CP9c: HM in-depth, 1month 35C DR (mid cross)

PQC10\_step\_13



## *Read Latency*

# Latency Summary

Test						Statistics(μsec)		
Range	PE_Level	Mode	Test	Step_Type	Ave.crit	SDUT.fun	Average. max	Average. mean
01	2000	TLC	PQC04 step 03	fresh health monitor (CONTEXT)	75	128	65.82	65.19
01	2000	TLC	PQC04 step 10	health monitor (CONTEXT)	75	128	65.91	65.32
01	2000	TLC	PQC04 step 13	health monitor X temp (CONTEXT)	75	128	75.55	68.75
01	2000	TLC	PQC04 step 18	health monitor (CONTEXT)	75	128	66.09	65.50
01	2000	TLC	PQC04 step 45	CP11: HM INDEPTH 1month45C DR	75	128	69.20	67.24
01	2000	TLC	PQC04 step 46	health monitor (CONTEXT)	75	128	71.38	67.05
01	2000	TLC	PQC04 step 51	health monitor X temp (CONTEXT)	75	128	75.74	72.13
01	2000	TLC	PQC04 step 60	health monitor (CONTEXT)	75	128	75.73	69.60
<b>01</b>							<b>&lt;=75</b>	

# Latency Summary

Test						Statistics(μsec)		
Range	PE_Level	Mode	Test	Step_Type	Ave.crit	SDUT.fun	Average. max	Average. mean
02	3000	TLC	PQC04 step 03	fresh health monitor (CONTEXT)	75	128	66.37	65.21
02	3000	TLC	PQC04 step 10	health monitor (CONTEXT)	75	128	65.97	65.37
02	3000	TLC	PQC04 step 18	health monitor (CONTEXT)	75	128	66.20	65.57
02	3000	TLC	PQC04 step 45	CP11: HM INDEPTH 1month45C DR	75	128	71.62	67.51
02	3000	TLC	PQC04 step 46	health monitor (CONTEXT)	75	128	73.53	68.14
02	3000	TLC	PQC04 step 51	health monitor X temp (CONTEXT)	75	128	76.29	72.49
02	3000	TLC	PQC04 step 60	health monitor (CONTEXT)	75	128	76.25	71.83
<b>02</b>							<=75	

# Latency Summary

Test						Statistics(μsec)		
Range	PE_Level	Mode	Test	Step_Type	Ave.crit	SDUT.fun	Average. max	Average. mean
03	3500	TLC	PQC04 step 03	fresh health monitor (CONTEXT)	75	128	66.25	65.21
03	3500	TLC	PQC04 step 10	health monitor (CONTEXT)	75	128	65.97	65.41
03	3500	TLC	PQC04 step 18	health monitor (CONTEXT)	75	128	66.53	65.62
03	3500	TLC	PQC04 step 45	CP11: HM INDEPTH 1month45C DR	75	128	74.10	67.93
03	3500	TLC	PQC04 step 46	health monitor (CONTEXT)	75	128	73.23	68.53
03	3500	TLC	PQC04 step 51	health monitor X temp (CONTEXT)	75	128	76.69	73.25
03	3500	TLC	PQC04 step 60	health monitor (CONTEXT)	75	128	76.71	72.56
<b>03</b>							<b>&lt;=75</b>	

# Latency Summary

Test						Statistics(μsec)		
Range	PE_Level	Mode	Test	Step_Type	Ave.crit	SDUT.fun	Average. max	Average. mean
04	4000	TLC	PQC04 step 03	fresh health monitor (CONTEXT)	75	128	65.80	65.19
04	4000	TLC	PQC04 step 10	health monitor (CONTEXT)	75	128	65.98	65.40
04	4000	TLC	PQC04 step 18	health monitor (CONTEXT)	75	128	66.35	65.62
04	4000	TLC	PQC04 step 45	CP11: HM INDEPTH 1month45C DR	75	128	73.98	68.32
04	4000	TLC	PQC04 step 46	health monitor (CONTEXT)	75	128	73.97	69.21
04	4000	TLC	PQC04 step 51	health monitor X temp (CONTEXT)	75	128	77.65	73.78
04	4000	TLC	PQC04 step 60	health monitor (CONTEXT)	75	128	77.54	73.33
<b>04</b>							<b>&lt;=75</b>	

# Latency Summary

Test						Statistics(μsec)			
Range	PE_Level	Mode	Test	Step_Type	Ave.crit	SDUT.fun	Average. max	Average. mean	
05	2000	TLC	PQC04 step 03	fresh health monitor (CONTEXT)	75	128	65.79	65.19	
05	2000	TLC	PQC04 step 10	health monitor (CONTEXT)	75	128	65.89	65.31	
05	2000	TLC	PQC04 step 22	health monitor (CONTEXT)	75	128	66.12	65.54	
05	2000	TLC	PQC04 step 26	health monitor (CONTEXT)	75	128	66.18	65.59	
05	2000	TLC	PQC04 step 30	health monitor (CONTEXT)	75	128	66.24	65.61	
05	2000	TLC	PQC04 step 34	health monitor (CONTEXT)	75	128	66.29	65.64	
05	2000	TLC	PQC04 step 38	health monitor (CONTEXT)	75	128	66.31	65.66	
05	2000	TLC	PQC04 step 42	health monitor (CONTEXT)	75	128	66.26	65.65	
<b>05</b>							<b>&lt;=75</b>		

# Latency Summary

Test						Statistics(μsec)			
Range	PE_Level	Mode	Test	Step_Type	Ave.crit	SDUT.fun	Average. max	Average. mean	
06	3000	TLC	PQC04 step 03	fresh health monitor (CONTEXT)	75	128	66.24	65.19	
06	3000	TLC	PQC04 step 10	health monitor (CONTEXT)	75	128	65.96	65.37	
06	3000	TLC	PQC04 step 22	health monitor (CONTEXT)	75	128	66.18	65.61	
06	3000	TLC	PQC04 step 26	health monitor (CONTEXT)	75	128	66.25	65.66	
06	3000	TLC	PQC04 step 30	health monitor (CONTEXT)	75	128	66.70	65.70	
06	3000	TLC	PQC04 step 34	health monitor (CONTEXT)	75	128	66.30	65.71	
06	3000	TLC	PQC04 step 38	health monitor (CONTEXT)	75	128	66.32	65.71	
06	3000	TLC	PQC04 step 42	health monitor (CONTEXT)	75	128	66.37	65.72	
<b>06</b>							<b>&lt;=75</b>		

# Latency Summary

Test						Statistics(μsec)			
Range	PE_Level	Mode	Test	Step_Type	Ave.crit	SDUT.fun	Average. max	Average. mean	
07	3500	TLC	PQC04 step 03	fresh health monitor (CONTEXT)	75	128	65.80	65.18	
07	3500	TLC	PQC04 step 10	health monitor (CONTEXT)	75	128	65.94	65.37	
07	3500	TLC	PQC04 step 22	health monitor (CONTEXT)	75	128	66.26	65.65	
07	3500	TLC	PQC04 step 26	health monitor (CONTEXT)	75	128	66.29	65.66	
07	3500	TLC	PQC04 step 30	health monitor (CONTEXT)	75	128	66.27	65.68	
07	3500	TLC	PQC04 step 34	health monitor (CONTEXT)	75	128	66.28	65.70	
07	3500	TLC	PQC04 step 38	health monitor (CONTEXT)	75	128	66.30	65.70	
07	3500	TLC	PQC04 step 42	health monitor (CONTEXT)	75	128	66.29	65.71	
<b>07</b>							<b>&lt;=75</b>		

# Latency Summary

Test						Statistics(μsec)			
Range	PE_Level	Mode	Test	Step_Type	Ave.crit	SDUT.fun	Average. max	Average. mean	
08	4000	TLC	PQC04 step 03	fresh health monitor (CONTEXT)	75	128	65.80	65.18	
08	4000	TLC	PQC04 step 10	health monitor (CONTEXT)	75	128	65.97	65.40	
08	4000	TLC	PQC04 step 22	health monitor (CONTEXT)	75	128	66.27	65.66	
08	4000	TLC	PQC04 step 26	health monitor (CONTEXT)	75	128	66.88	65.68	
08	4000	TLC	PQC04 step 30	health monitor (CONTEXT)	75	128	66.29	65.70	
08	4000	TLC	PQC04 step 34	health monitor (CONTEXT)	75	128	66.30	65.71	
08	4000	TLC	PQC04 step 38	health monitor (CONTEXT)	75	128	66.31	65.71	
08	4000	TLC	PQC04 step 42	health monitor (CONTEXT)	75	128	66.30	65.72	
<b>08</b>							<b>&lt;=75</b>		

# Latency Summary

Test						Statistics(μsec)		
Range	PE_Level	Mode	Test	Step_Type	Ave.crit	SDUT.fun	Average. max	Average. mean
09	2000	SLC	PQC04 step 03	fresh health monitor (CONTEXT)	52	128	48.32	47.84
09	2000	SLC	PQC04 step 10	health monitor (CONTEXT)	52	128	48.34	47.79
09	2000	SLC	PQC04 step 18	health monitor (CONTEXT)	52	128	48.32	47.80
09	2000	SLC	PQC04 step 45	CP11: HM INDEPTH 1month45C DR	52	128	48.61	47.64
09	2000	SLC	PQC04 step 46	health monitor (CONTEXT)	52	128	48.81	48.11
09	2000	SLC	PQC04 step 51	health monitor X temp (CONTEXT)	52	128	48.43	48.02
09	2000	SLC	PQC04 step 60	health monitor (CONTEXT)	52	128	48.40	48.03
<b>09</b>							<b>&lt;=52</b>	

# Latency Summary

Test						Statistics(μsec)		
Range	PE_Level	Mode	Test	Step_Type	Ave.crit	SDUT.fun	Average. max	Average. mean
10	3000	SLC	PQC04 step 03	fresh health monitor (CONTEXT)	52	128	48.26	47.81
10	3000	SLC	PQC04 step 10	health monitor (CONTEXT)	52	128	48.33	47.82
10	3000	SLC	PQC04 step 18	health monitor (CONTEXT)	52	128	48.34	47.77
10	3000	SLC	PQC04 step 45	CP11: HM INDEPTH 1month45C DR	52	128	48.75	47.72
10	3000	SLC	PQC04 step 46	health monitor (CONTEXT)	52	128	48.83	48.12
10	3000	SLC	PQC04 step 51	health monitor X temp (CONTEXT)	52	128	48.40	48.04
10	3000	SLC	PQC04 step 60	health monitor (CONTEXT)	52	128	48.39	48.03
<b>10</b>							<b>&lt;=52</b>	

# Latency Summary

Test						Statistics(μsec)		
Range	PE_Level	Mode	Test	Step_Type	Ave.crit	SDUT.fun	Average. max	Average. mean
11	3500	SLC	PQC04 step 03	fresh health monitor (CONTEXT)	52	128	48.29	47.81
11	3500	SLC	PQC04 step 10	health monitor (CONTEXT)	52	128	48.32	47.81
11	3500	SLC	PQC04 step 18	health monitor (CONTEXT)	52	128	48.31	47.81
11	3500	SLC	PQC04 step 45	CP11: HM INDEPTH 1month45C DR	52	128	48.65	47.71
11	3500	SLC	PQC04 step 46	health monitor (CONTEXT)	52	128	48.88	48.13
11	3500	SLC	PQC04 step 51	health monitor X temp (CONTEXT)	52	128	48.44	48.03
11	3500	SLC	PQC04 step 60	health monitor (CONTEXT)	52	128	48.40	48.03
<b>11</b>							<b>&lt;=52</b>	

# Latency Summary

Test						Statistics(μsec)		
Range	PE_Level	Mode	Test	Step_Type	Ave.crit	SDUT.fun	Average. max	Average. mean
12	4000	SLC	PQC04 step 03	fresh health monitor (CONTEXT)	52	128	48.27	47.81
12	4000	SLC	PQC04 step 10	health monitor (CONTEXT)	52	128	48.27	47.79
12	4000	SLC	PQC04 step 18	health monitor (CONTEXT)	52	128	48.34	47.79
12	4000	SLC	PQC04 step 45	CP11: HM INDEPTH 1month45C DR	52	128	48.74	47.68
12	4000	SLC	PQC04 step 46	health monitor (CONTEXT)	52	128	48.85	48.12
12	4000	SLC	PQC04 step 51	health monitor X temp (CONTEXT)	52	128	48.41	48.03
12	4000	SLC	PQC04 step 60	health monitor (CONTEXT)	52	128	48.44	48.04
<b>12</b>							<b>&lt;=52</b>	

# Latency Summary

Test						Statistics(μsec)			
Range	PE_Level	Mode	Test	Step_Type	Ave.crit	SDUT.fun	Average. max	Average. mean	
13	2000	SLC	PQC04 step 03	fresh health monitor (CONTEXT)	52	128	48.29	47.83	
13	2000	SLC	PQC04 step 10	health monitor (CONTEXT)	52	128	48.32	47.85	
13	2000	SLC	PQC04 step 22	health monitor (CONTEXT)	52	128	48.32	47.81	
13	2000	SLC	PQC04 step 26	health monitor (CONTEXT)	52	128	48.32	47.81	
13	2000	SLC	PQC04 step 30	health monitor (CONTEXT)	52	128	48.38	47.85	
13	2000	SLC	PQC04 step 34	health monitor (CONTEXT)	52	128	48.32	47.84	
13	2000	SLC	PQC04 step 38	health monitor (CONTEXT)	52	128	48.34	47.83	
13	2000	SLC	PQC04 step 42	health monitor (CONTEXT)	52	128	48.34	47.83	
<b>13</b>							<b>&lt;=52</b>		

# Latency Summary

Test						Statistics(μsec)			
Range	PE_Level	Mode	Test	Step_Type	Ave.crit	SDUT.fun	Average. max	Average. mean	
14	3000	SLC	PQC04 step 03	fresh health monitor (CONTEXT)	52	128	48.28	47.79	
14	3000	SLC	PQC04 step 10	health monitor (CONTEXT)	52	128	48.34	47.81	
14	3000	SLC	PQC04 step 22	health monitor (CONTEXT)	52	128	48.30	47.77	
14	3000	SLC	PQC04 step 26	health monitor (CONTEXT)	52	128	48.31	47.77	
14	3000	SLC	PQC04 step 30	health monitor (CONTEXT)	52	128	48.34	47.81	
14	3000	SLC	PQC04 step 34	health monitor (CONTEXT)	52	128	48.33	47.80	
14	3000	SLC	PQC04 step 38	health monitor (CONTEXT)	52	128	48.37	47.83	
14	3000	SLC	PQC04 step 42	health monitor (CONTEXT)	52	128	48.32	47.83	
<b>14</b>							<b>&lt;=52</b>		

# Latency Summary

Test						Statistics(μsec)		
Range	PE_Level	Mode	Test	Step_Type	Ave.crit	SDUT.fun	Average. max	Average. mean
15	3500	SLC	PQC04 step 03	fresh health monitor (CONTEXT)	52	128	48.34	47.84
15	3500	SLC	PQC04 step 10	health monitor (CONTEXT)	52	128	48.28	47.78
15	3500	SLC	PQC04 step 22	health monitor (CONTEXT)	52	128	48.32	47.79
15	3500	SLC	PQC04 step 26	health monitor (CONTEXT)	52	128	48.31	47.78
15	3500	SLC	PQC04 step 30	health monitor (CONTEXT)	52	128	48.31	47.80
15	3500	SLC	PQC04 step 34	health monitor (CONTEXT)	52	128	48.31	47.79
15	3500	SLC	PQC04 step 38	health monitor (CONTEXT)	52	128	48.33	47.81
15	3500	SLC	PQC04 step 42	health monitor (CONTEXT)	52	128	48.32	47.81
<b>15</b>							<b>&lt;=52</b>	

# Latency Summary

Test						Statistics(μsec)			
Range	PE_Level	Mode	Test	Step_Type	Ave.crit	SDUT.fun	Average. max	Average. mean	
16	4000	SLC	PQC04 step 03	fresh health monitor (CONTEXT)	52	128	48.27	47.83	
16	4000	SLC	PQC04 step 10	health monitor (CONTEXT)	52	128	48.34	47.81	
16	4000	SLC	PQC04 step 22	health monitor (CONTEXT)	52	128	48.31	47.80	
16	4000	SLC	PQC04 step 26	health monitor (CONTEXT)	52	128	48.30	47.79	
16	4000	SLC	PQC04 step 30	health monitor (CONTEXT)	52	128	48.32	47.79	
16	4000	SLC	PQC04 step 34	health monitor (CONTEXT)	52	128	48.36	47.81	
16	4000	SLC	PQC04 step 38	health monitor (CONTEXT)	52	128	48.32	47.79	
16	4000	SLC	PQC04 step 42	health monitor (CONTEXT)	52	128	48.31	47.81	
<b>16</b>							<b>&lt;=52</b>		

# Latency Summary

Test						Statistics(μsec)			
Range	PE_Level	Mode	Test	Step_Type	Ave.crit	SDUT.fun	Average. max	Average. mean	
17	0	TLC	PQC04 step 03	fresh health monitor (CONTEXT)	75	128	65.80	65.18	
17	0	TLC	PQC04 step 10	health monitor (CONTEXT)	75	128	65.79	65.20	
17	0	TLC	PQC04 step 54	health monitor X temp (CONTEXT)	75	128	84.42	77.75	
17	0	TLC	PQC04 step 63	health monitor (SEND LIST) X temp	75	128	82.77	76.15	
17							<=75		

# Latency Summary

Test						Statistics(μsec)			
Range	PE_Level	Mode	Test	Step_Type	Ave.crit	SDUT.fun	Average. max	Average. mean	
18	200	TLC	PQC04 step 03	fresh health monitor (CONTEXT)	75	128	66.06	65.19	
18	200	TLC	PQC04 step 10	health monitor (CONTEXT)	75	128	65.76	65.17	
18	200	TLC	PQC04 step 54	health monitor X temp (CONTEXT)	75	128	89.21	79.02	
18	200	TLC	PQC04 step 63	health monitor (SEND LIST) X temp	75	128	88.29	77.70	
<b>18</b>							<=75		

# Latency Summary

Test						Statistics(µsec)		
Range	PE_Level	Mode	Test	Step_Type	Ave.crit	SDUT.fun	Average. max	Average. mean
19	300	TLC	PQC04 step 03	fresh health monitor (CONTEXT)	75	128	65.81	65.19
19	300	TLC	PQC04 step 10	health monitor (CONTEXT)	75	128	65.81	65.20
19	300	TLC	PQC04 step 54	health monitor X temp (CONTEXT)	75	128	101.76	80.15
19	300	TLC	PQC04 step 63	health monitor (SEND LIST) X temp	75	128	98.33	78.75
<b>19</b>							<=75	

# Latency Summary

Test						Statistics(μsec)		
Range	PE_Level	Mode	Test	Step_Type	Ave.crit	SDUT.fun	Average. max	Average. mean
20	400	TLC	PQC04 step 03	fresh health monitor (CONTEXT)	75	128	65.99	65.18
20	400	TLC	PQC04 step 10	health monitor (CONTEXT)	75	128	65.76	65.16
20	400	TLC	PQC04 step 54	health monitor X temp (CONTEXT)	75	128	102.21	81.66
20	400	TLC	PQC04 step 63	health monitor (SEND LIST) X temp	75	128	102.05	79.91
<b>20</b>							<=75	

# Latency Summary

Test						Statistics(μsec)			
Range	PE_Level	Mode	Test	Step_Type	Ave.crit	SDUT.fun	Average. max	Average. mean	
21	2000	TLC	PQC04 step 03	fresh health monitor (CONTEXT)	75	128	65.79	65.20	
21	2000	TLC	PQC04 step 10	health monitor (CONTEXT)	75	128	65.88	65.29	
21	2000	TLC	PQC04 step 13	health monitor X temp (CONTEXT)	75	128	74.39	69.72	
<b>21</b>							<=75		

# Latency Summary

Test						Statistics(μsec)			
Range	PE_Level	Mode	Test	Step_Type	Ave.crit	SDUT.fun	Average. max	Average. mean	
22	3000	TLC	PQC04 step 03	fresh health monitor (CONTEXT)	75	128	65.75	65.17	
22	3000	TLC	PQC04 step 10	health monitor (CONTEXT)	75	128	65.93	65.34	
22	3000	TLC	PQC04 step 13	health monitor X temp (CONTEXT)	75	128	75.09	69.98	
<b>22</b>							<=75		

# Latency Summary

Test						Statistics(μsec)			
Range	PE_Level	Mode	Test	Step_Type	Ave.crit	SDUT.fun	Average. max	Average. mean	
23	3500	TLC	PQC04 step 03	fresh health monitor (CONTEXT)	75	128	65.74	65.18	
23	3500	TLC	PQC04 step 10	health monitor (CONTEXT)	75	128	65.95	65.33	
23	3500	TLC	PQC04 step 13	health monitor X temp (CONTEXT)	75	128	75.02	70.28	
<b>23</b>							<=75		

# Latency Summary

Test						Statistics(μsec)			
Range	PE_Level	Mode	Test	Step_Type	Ave.crit	SDUT.fun	Average. max	Average. mean	
24	4000	TLC	PQC04 step 03	fresh health monitor (CONTEXT)	75	128	65.76	65.18	
24	4000	TLC	PQC04 step 10	health monitor (CONTEXT)	75	128	65.91	65.38	
24	4000	TLC	PQC04 step 13	health monitor X temp (CONTEXT)	75	128	74.96	70.59	
24							<=75		

# Latency Summary

Test						Statistics(μsec)		
Range	PE_Level	Mode	Test	Step_Type	Ave.crit	SDUT.fun	Average. max	Average. mean
01	300	TLC	PQC06 step 02	fresh health monitor (ALL CLOSED)	75	128	65.52	64.94
01	300	TLC	PQC06 step 03	fresh hm with context (ALL CLOSED)	75	128	65.64	65.06
01	300	TLC	PQC06 step 07	health monitor (ALL CLOSED)	75	128	65.75	65.06
01	300	TLC	PQC06 step 08	hm with context (ALL CLOSED)	75	128	65.76	65.13
01	300	TLC	PQC06 step 10	health monitor (All CLOSED)	75	128	65.79	65.11
01	300	TLC	PQC06 step 11	hm with context (All CLOSED)	75	128	65.81	65.18
01	300	TLC	PQC06 step 19	CP 8: HM in-depth, 3month 45C DR (mid cross)	75	128	66.37	65.65
01	300	TLC	PQC06 step 20	CP 8: HM in-depth, 3month 45C DR (mid cross)	75	128	66.23	65.59
<b>01</b>							<b>&lt;=75</b>	

# Latency Summary

Test						Statistics(μsec)		
Range	PE_Level	Mode	Test	Step_Type	Ave.crit	SDUT.fun	Average. max	Average. mean
02	3000	TLC	PQC06 step 02	fresh health monitor (ALL CLOSED)	75	128	65.46	64.91
02	3000	TLC	PQC06 step 03	fresh hm with context (ALL CLOSED)	75	128	65.60	65.06
02	3000	TLC	PQC06 step 07	health monitor (ALL CLOSED)	75	128	65.82	65.15
02	3000	TLC	PQC06 step 08	hm with context (ALL CLOSED)	75	128	65.87	65.23
02	3000	TLC	PQC06 step 10	health monitor (All CLOSED)	75	128	65.87	65.18
02	3000	TLC	PQC06 step 11	hm with context (All CLOSED)	75	128	65.87	65.26
02	3000	TLC	PQC06 step 13	CP9c: HM in-depth, 1month 35C DR (mid cross)	75	128	66.17	65.42
02	3000	TLC	PQC06 step 14	CP9c: HM in-depth, 1month 35C DR (mid cross)	75	128	66.08	65.46
02	3000	TLC	PQC06 step 16	CP9a: HM in-depth, 1month 45C DR (mid cross)	75	128	66.29	65.62
02	3000	TLC	PQC06 step 17	CP9a: HM in-depth, 1month 45C DR (mid cross)	75	128	66.24	65.62
<b>02</b>							<b>&lt;=75</b>	

# Latency Summary

Test						Statistics(μsec)		
Range	PE_Level	Mode	Test	Step_Type	Ave.crit	SDUT.fun	Average. max	Average. mean
03	300	SLC	PQC06 step 02	fresh health monitor (ALL CLOSED)	52	128	48.20	47.43
03	300	SLC	PQC06 step 03	fresh hm with context (ALL CLOSED)	52	128	48.19	47.62
03	300	SLC	PQC06 step 07	health monitor (ALL CLOSED)	52	128	48.40	47.55
03	300	SLC	PQC06 step 08	hm with context (ALL CLOSED)	52	128	48.45	47.71
03	300	SLC	PQC06 step 10	health monitor (All CLOSED)	52	128	48.46	47.52
03	300	SLC	PQC06 step 11	hm with context (All CLOSED)	52	128	48.44	47.72
03	300	SLC	PQC06 step 19	CP 8: HM in-depth, 3month 45C DR (mid cross)	52	128	48.48	47.53
03	300	SLC	PQC06 step 20	CP 8: HM in-depth, 3month 45C DR (mid cross)	52	128	48.49	47.71
<b>03</b>							<b>&lt;=52</b>	

# Latency Summary

Test						Statistics(μsec)		
Range	PE_Level	Mode	Test	Step_Type	Ave.crit	SDUT.fun	Average. max	Average. mean
04	3000	SLC	PQC06 step 02	fresh health monitor (ALL CLOSED)	52	128	48.08	47.46
04	3000	SLC	PQC06 step 03	fresh hm with context (ALL CLOSED)	52	128	48.07	47.63
04	3000	SLC	PQC06 step 07	health monitor (ALL CLOSED)	52	128	48.50	47.58
04	3000	SLC	PQC06 step 08	hm with context (ALL CLOSED)	52	128	48.47	47.73
04	3000	SLC	PQC06 step 10	health monitor (All CLOSED)	52	128	48.43	47.57
04	3000	SLC	PQC06 step 11	hm with context (All CLOSED)	52	128	48.43	47.73
04	3000	SLC	PQC06 step 13	CP9c: HM in-depth, 1month 35C DR (mid cross)	52	128	48.37	47.54
04	3000	SLC	PQC06 step 14	CP9c: HM in-depth, 1month 35C DR (mid cross)	52	128	48.51	47.68
04	3000	SLC	PQC06 step 16	CP9a: HM in-depth, 1month 45C DR (mid cross)	52	128	48.45	47.52
04	3000	SLC	PQC06 step 17	CP9a: HM in-depth, 1month 45C DR (mid cross)	52	128	48.52	47.71
<b>04</b>							<b>&lt;=52</b>	

# Latency Summary

Test						Statistics(μsec)		
Range	PE_Level	Mode	Test	Step_Type	Ave.crit	SDUT.fun	Average. max	Average. mean
01	0	SLC	PQC08 step 03	fresh health monitor (CONTEXT)	52	128	48.39	47.81
01	0	SLC	PQC08 step 10	health monitor (CONTEXT)	52	128	48.32	47.80
01	0	SLC	PQC08 step 18	health monitor (CONTEXT)	52	128	48.31	47.78
01	0	SLC	PQC08 step 45	CP11: HM in-depth, 1 month 45C DR (high cross)	52	128	48.95	47.92
01	0	SLC	PQC08 step 46	health monitor (CONTEXT)	52	128	48.86	47.99
01	0	SLC	PQC08 step 51	health monitor X temp (CONTEXT)	52	128	48.33	47.82
01	0	SLC	PQC08 step 60	health monitor (CONTEXT)	52	128	48.34	47.85
<b>01</b>							<b>&lt;=52</b>	

# Latency Summary

Test						Statistics(μsec)		
Range	PE_Level	Mode	Test	Step_Type	Ave.crit	SDUT.fun	Average. max	Average. mean
02	0	SLC	PQC08 step 03	fresh health monitor (CONTEXT)	52	128	48.36	47.81
02	0	SLC	PQC08 step 10	health monitor (CONTEXT)	52	128	48.30	47.81
02	0	SLC	PQC08 step 18	health monitor (CONTEXT)	52	128	48.30	47.82
02	0	SLC	PQC08 step 45	CP11: HM in-depth, 1 month 45C DR (high cross)	52	128	48.86	47.57
02	0	SLC	PQC08 step 46	health monitor (CONTEXT)	52	128	48.90	48.02
02	0	SLC	PQC08 step 51	health monitor X temp (CONTEXT)	52	128	48.37	47.84
02	0	SLC	PQC08 step 60	health monitor (CONTEXT)	52	128	48.34	47.82
<b>02</b>							<b>&lt;=52</b>	

# Latency Summary

Test						Statistics(μsec)		
Range	PE_Level	Mode	Test	Step_Type	Ave.crit	SDUT.fun	Average. max	Average. mean
03	100000	SLC	PQC08 step 03	fresh health monitor (CONTEXT)	52	128	48.25	47.80
03	100000	SLC	PQC08 step 10	health monitor (CONTEXT)	52	128	48.33	47.81
03	100000	SLC	PQC08 step 18	health monitor (CONTEXT)	52	128	48.20	47.80
03	100000	SLC	PQC08 step 45	CP11: HM in-depth, 1 month 45C DR (high cross)	52	128	48.74	47.63
03	100000	SLC	PQC08 step 46	health monitor (CONTEXT)	52	128	48.85	48.00
03	100000	SLC	PQC08 step 51	health monitor X temp (CONTEXT)	52	128	48.35	47.89
03	100000	SLC	PQC08 step 60	health monitor (CONTEXT)	52	128	48.37	47.88
<b>03</b>							<b>&lt;=52</b>	

# Latency Summary

Test						Statistics(μsec)		
Range	PE_Level	Mode	Test	Step_Type	Ave.crit	SDUT.fun	Average. max	Average. mean
04	130000	SLC	PQC08 step 03	fresh health monitor (CONTEXT)	52	128	48.35	47.80
04	130000	SLC	PQC08 step 10	health monitor (CONTEXT)	52	128	48.35	47.82
04	130000	SLC	PQC08 step 18	health monitor (CONTEXT)	52	128	48.33	47.80
04	130000	SLC	PQC08 step 45	CP11: HM in-depth, 1 month 45C DR (high cross)	52	128	49.03	47.64
04	130000	SLC	PQC08 step 46	health monitor (CONTEXT)	52	128	48.97	47.99
04	130000	SLC	PQC08 step 51	health monitor X temp (CONTEXT)	52	128	48.41	47.92
04	130000	SLC	PQC08 step 60	health monitor (CONTEXT)	52	128	48.39	47.91
<b>04</b>							<b>&lt;=52</b>	

# Latency Summary

Test						Statistics(μsec)		
Range	PE_Level	Mode	Test	Step_Type	Ave.crit	SDUT.fun	Average. max	Average. mean
05	0	SLC	PQC08 step 03	fresh health monitor (CONTEXT)	52	128	48.35	47.81
05	0	SLC	PQC08 step 10	health monitor (CONTEXT)	52	128	48.33	47.81
05	0	SLC	PQC08 step 13	health monitor X temp (CONTEXT)	52	128	49.23	48.69
05	0	SLC	PQC08 step 22	health monitor (CONTEXT)	52	128	48.35	47.78
05	0	SLC	PQC08 step 26	health monitor (CONTEXT)	52	128	48.32	47.81
05	0	SLC	PQC08 step 30	health monitor (CONTEXT)	52	128	48.36	47.82
05	0	SLC	PQC08 step 34	health monitor (CONTEXT)	52	128	48.34	47.82
05	0	SLC	PQC08 step 38	health monitor (CONTEXT)	52	128	48.30	47.82
05	0	SLC	PQC08 step 42	health monitor (CONTEXT)	52	128	48.33	47.80
<b>05</b>							<b>&lt;=52</b>	

# Latency Summary

Test						Statistics(μsec)		
Range	PE_Level	Mode	Test	Step_Type	Ave.crit	SDUT.fun	Average. max	Average. mean
06	0	SLC	PQC08 step 03	fresh health monitor (CONTEXT)	52	128	48.32	47.80
06	0	SLC	PQC08 step 10	health monitor (CONTEXT)	52	128	48.33	47.78
06	0	SLC	PQC08 step 13	health monitor X temp (CONTEXT)	52	128	49.24	48.70
06	0	SLC	PQC08 step 22	health monitor (CONTEXT)	52	128	48.31	47.82
06	0	SLC	PQC08 step 26	health monitor (CONTEXT)	52	128	48.32	47.79
06	0	SLC	PQC08 step 30	health monitor (CONTEXT)	52	128	48.32	47.79
06	0	SLC	PQC08 step 34	health monitor (CONTEXT)	52	128	48.31	47.80
06	0	SLC	PQC08 step 38	health monitor (CONTEXT)	52	128	48.34	47.81
06	0	SLC	PQC08 step 42	health monitor (CONTEXT)	52	128	48.35	47.79
<b>06</b>							<b>&lt;=52</b>	

# Latency Summary

Test						Statistics(μsec)		
Range	PE_Level	Mode	Test	Step_Type	Ave.crit	SDUT.fun	Average. max	Average. mean
07	100000	SLC	PQC08 step 03	fresh health monitor (CONTEXT)	52	128	48.32	47.78
07	100000	SLC	PQC08 step 10	health monitor (CONTEXT)	52	128	48.32	47.82
07	100000	SLC	PQC08 step 13	health monitor X temp (CONTEXT)	52	128	49.25	48.70
07	100000	SLC	PQC08 step 22	health monitor (CONTEXT)	52	128	48.38	47.82
07	100000	SLC	PQC08 step 26	health monitor (CONTEXT)	52	128	48.30	47.79
07	100000	SLC	PQC08 step 30	health monitor (CONTEXT)	52	128	48.36	47.81
07	100000	SLC	PQC08 step 34	health monitor (CONTEXT)	52	128	48.33	47.80
07	100000	SLC	PQC08 step 38	health monitor (CONTEXT)	52	128	48.32	47.78
07	100000	SLC	PQC08 step 42	health monitor (CONTEXT)	52	128	48.27	47.81
<b>07</b>							<b>&lt;=52</b>	

# Latency Summary

Test						Statistics(μsec)		
Range	PE_Level	Mode	Test	Step_Type	Ave.crit	SDUT.fun	Average.max	Average.mean
08	130000	SLC	PQC08 step 03	fresh health monitor (CONTEXT)	52	128	48.29	47.80
08	130000	SLC	PQC08 step 10	health monitor (CONTEXT)	52	128	48.24	47.81
08	130000	SLC	PQC08 step 13	health monitor X temp (CONTEXT)	52	128	49.24	48.70
08	130000	SLC	PQC08 step 22	health monitor (CONTEXT)	52	128	48.33	47.81
08	130000	SLC	PQC08 step 26	health monitor (CONTEXT)	52	128	48.34	47.81
08	130000	SLC	PQC08 step 30	health monitor (CONTEXT)	52	128	48.34	47.81
08	130000	SLC	PQC08 step 34	health monitor (CONTEXT)	52	128	48.35	47.82
08	130000	SLC	PQC08 step 38	health monitor (CONTEXT)	52	128	48.34	47.80
08	130000	SLC	PQC08 step 42	health monitor (CONTEXT)	52	128	48.37	47.80
<b>08</b>							<b>&lt;=52</b>	

# Latency Summary

Test						Statistics(μsec)			
Range	PE_Level	Mode	Test	Step_Type	Ave.crit	SDUT.fun	Average. max	Average. mean	
09	0	SLC	PQC08 step 03	fresh health monitor (CONTEXT)	52	128	48.34	47.82	
09	0	SLC	PQC08 step 10	health monitor (CONTEXT)	52	128	48.35	47.79	
09	0	SLC	PQC08 step 54	health monitor X temp (CONTEXT)	52	128	49.20	48.71	
09	0	SLC	PQC08 step 63	health monitor (ALL CLOSED) X temp	52	128	49.23	48.70	
<b>09</b>							<=52		

# Latency Summary

Test						Statistics(μsec)			
Range	PE_Level	Mode	Test	Step_Type	Ave.crit	SDUT.fun	Average. max	Average. mean	
10	0	SLC	PQC08 step 03	fresh health monitor (CONTEXT)	52	128	48.27	47.82	
10	0	SLC	PQC08 step 10	health monitor (CONTEXT)	52	128	48.35	47.83	
10	0	SLC	PQC08 step 54	health monitor X temp (CONTEXT)	52	128	49.24	48.70	
10	0	SLC	PQC08 step 63	health monitor (ALL CLOSED) X temp	52	128	49.24	48.70	
<b>10</b>							<=52		

# Latency Summary

Test						Statistics(μsec)		
Range	PE_Level	Mode	Test	Step_Type	Ave.crit	SDUT.fun	Average. max	Average. mean
11	10000	SLC	PQC08 step 03	fresh health monitor (CONTEXT)	52	128	48.36	47.80
11	10000	SLC	PQC08 step 10	health monitor (CONTEXT)	52	128	48.33	47.81
11	10000	SLC	PQC08 step 54	health monitor X temp (CONTEXT)	52	128	49.22	48.68
11	10000	SLC	PQC08 step 63	health monitor (ALL CLOSED) X temp	52	128	49.24	48.68
<b>11</b>							<b>&lt;=52</b>	

# Latency Summary

Test						Statistics(μsec)			
Range	PE_Level	Mode	Test	Step_Type	Ave.crit	SDUT.fun	Average. max	Average. mean	
12	13000	SLC	PQC08 step 03	fresh health monitor (CONTEXT)	52	128	48.26	47.79	
12	13000	SLC	PQC08 step 10	health monitor (CONTEXT)	52	128	48.30	47.78	
12	13000	SLC	PQC08 step 54	health monitor X temp (CONTEXT)	52	128	49.26	48.69	
12	13000	SLC	PQC08 step 63	health monitor (ALL CLOSED) X temp	52	128	49.26	48.69	
<b>12</b>							<b>&lt;=52</b>		

# Latency Summary

Test						Statistics(μsec)		
Range	PE_Level	Mode	Test	Step_Type	Ave.crit	SDUT.fun	Average. max	Average. mean
01	10000	SLC	PQC10 step 02	fresh health monitor (ALL CLOSED)	52	128	48.25	47.57
01	10000	SLC	PQC10 step 03	fresh hm with context (ALL CLOSED)	52	128	48.18	47.59
01	10000	SLC	PQC10 step 07	health monitor (ALL CLOSED)	52	128	48.52	47.66
01	10000	SLC	PQC10 step 08	hm with context (ALL CLOSED)	52	128	48.57	47.67
01	10000	SLC	PQC10 step 10	health monitor (All CLOSED)	52	128	48.55	47.69
01	10000	SLC	PQC10 step 11	hm with context (All CLOSED)	52	128	48.58	47.67
01	10000	SLC	PQC10 step 19	CP8: HM in-depth, 3month 45C DR (mid cross)	52	128	48.51	47.65
01	10000	SLC	PQC10 step 20	hm with context, 3month 45C DR (mid cross)	52	128	48.53	47.62
<b>01</b>							<b>&lt;=52</b>	

# Latency Summary

Test						Statistics(μsec)		
Range	PE_Level	Mode	Test	Step_Type	Ave.crit	SDUT.fun	Average. max	Average. mean
02	100000	SLC	PQC10 step 02	fresh health monitor (ALL CLOSED)	52	128	48.16	47.42
02	100000	SLC	PQC10 step 03	fresh hm with context (ALL CLOSED)	52	128	48.20	47.61
02	100000	SLC	PQC10 step 07	health monitor (ALL CLOSED)	52	128	48.55	47.50
02	100000	SLC	PQC10 step 08	hm with context (ALL CLOSED)	52	128	48.58	47.70
02	100000	SLC	PQC10 step 10	health monitor (All CLOSED)	52	128	48.53	47.54
02	100000	SLC	PQC10 step 11	hm with context (All CLOSED)	52	128	48.56	47.70
02	100000	SLC	PQC10 step 13	CP9c: HM in-depth, 1month 35C DR (mid cross)	52	128	48.55	47.65
02	100000	SLC	PQC10 step 14	hm with context, 1month 35C DR (mid cross)	52	128	48.51	47.64
02	100000	SLC	PQC10 step 16	CP9a: HM in-depth, 1month 45C DR (mid cross)	52	128	48.54	47.66
02	100000	SLC	PQC10 step 17	hm with context, 1month 45C DR (mid cross)	52	128	48.58	47.66
<b>02</b>							<b>&lt;=52</b>	

# *Read Throughput*

# Throughput Summary

Test									Statistics(MiBps)			
Range	PE_Level	Mode	Test	Step_Type	Density	Min.crit	Ave.crit	SDUT.fun	Minimum. min	Average. min	Average. mean	
01	2000	TLC	PQC04 step 45	CP11: HM INDEPTH 1month45C DR	1	140	230	40	573.5	585.4	593.7	
01	2000	TLC	PQC04 step 45	CP11: HM INDEPTH 1month45C DR	2	280	450	24	1142.5	1162.9	1183.2	
01	2000	TLC	PQC04 step 45	CP11: HM INDEPTH 1month45C DR	3	280	450	20	1129.5	1146.8	1168.8	
01	2000	TLC	PQC04 step 45	CP11: HM INDEPTH 1month45C DR	4	425	765	16	1647.5	1668.2	1672.7	
01	2000	TLC	PQC04 step 45	CP11: HM INDEPTH 1month45C DR	5	425	765	16	1635.6	1653.1	1670.4	
01	2000	TLC	PQC04 step 45	CP11: HM INDEPTH 1month45C DR	8	425	765	12	1648.8	1663.1	1671.5	
01	2000	TLC	PQC04 step 50	CP3aopen: HM Xtemp in depth (12Month HTDR)	1	140	504	40	534.1	557.9	579.1	
01	2000	TLC	PQC04 step 50	CP3aopen: HM Xtemp in depth (12Month HTDR)	2	280	1000	24	1030.3	1098.2	1140.6	
01	2000	TLC	PQC04 step 50	CP3aopen: HM Xtemp in depth (12Month HTDR)	3	280	1000	20	1004.4	1101.1	1130.3	
01	2000	TLC	PQC04 step 50	CP3aopen: HM Xtemp in depth (12Month HTDR)	4	425	1530	16	1416.8	1540.5	1602.8	
01	2000	TLC	PQC04 step 50	CP3aopen: HM Xtemp in depth (12Month HTDR)	5	425	1530	16	1295.3	1538.0	1585.7	
01	2000	TLC	PQC04 step 50	CP3aopen: HM Xtemp in depth (12Month HTDR)	8	425	1530	12	1239.2	1524.6	1575.4	
01	2000	TLC	PQC04 step 59	CP3close: HM INDEPTH PROGRAM(12Month HTDR)	1	140	504	40	540.6	557.9	581.0	
01	2000	TLC	PQC04 step 59	CP3close: HM INDEPTH PROGRAM(12Month HTDR)	2	280	1000	24	1053.3	1116.8	1144.2	
01	2000	TLC	PQC04 step 59	CP3close: HM INDEPTH PROGRAM(12Month HTDR)	3	280	1000	20	1073.4	1115.9	1139.4	
01	2000	TLC	PQC04 step 59	CP3close: HM INDEPTH PROGRAM(12Month HTDR)	4	425	1530	16	1414.5	1579.0	1609.5	
01	2000	TLC	PQC04 step 59	CP3close: HM INDEPTH PROGRAM(12Month HTDR)	5	425	1530	16	1370.4	1534.5	1599.6	
01	2000	TLC	PQC04 step 59	CP3close: HM INDEPTH PROGRAM(12Month HTDR)	8	425	1530	12	1304.3	1550.6	1581.3	
01									>=c(280, 560, 850, 140, 280, 425, 140, 280, 425)	>=c(530, 1060, 1615, 504, 1000, 1530, 230, 450, 765)		

# Throughput Summary

Test									Statistics(MiBps)			
Range	PE_Level	Mode	Test	Step_Type	Density	Min.crit	Ave.crit	SDUT.fun	Minimum. min	Average. min	Average. mean	
02	3000	TLC	PQC04 step 45	CP11: HM INDEPTH 1month45C DR	1	140	230	40	567.4	581.3	592.7	
02	3000	TLC	PQC04 step 45	CP11: HM INDEPTH 1month45C DR	2	280	450	24	1132.3	1156.3	1179.3	
02	3000	TLC	PQC04 step 45	CP11: HM INDEPTH 1month45C DR	3	280	450	20	1127.5	1145.1	1167.6	
02	3000	TLC	PQC04 step 45	CP11: HM INDEPTH 1month45C DR	4	425	765	16	1584.9	1629.2	1672.2	
02	3000	TLC	PQC04 step 45	CP11: HM INDEPTH 1month45C DR	5	425	765	16	1620.5	1652.5	1671.5	
02	3000	TLC	PQC04 step 45	CP11: HM INDEPTH 1month45C DR	8	425	765	12	1640.7	1655.4	1666.7	
02	3000	TLC	PQC04 step 50	CP3aopen: HM Xtemp in depth (12Month HTDR)	1	140	504	40	496.5	525.8	577.1	
02	3000	TLC	PQC04 step 50	CP3aopen: HM Xtemp in depth (12Month HTDR)	2	280	1000	24	1055.1	1074.3	1134.0	
02	3000	TLC	PQC04 step 50	CP3aopen: HM Xtemp in depth (12Month HTDR)	3	280	1000	20	1024.8	1096.8	1126.0	
02	3000	TLC	PQC04 step 50	CP3aopen: HM Xtemp in depth (12Month HTDR)	4	425	1530	16	1525.0	1571.0	1610.8	
02	3000	TLC	PQC04 step 50	CP3aopen: HM Xtemp in depth (12Month HTDR)	5	425	1530	16	1428.1	1530.7	1584.4	
02	3000	TLC	PQC04 step 50	CP3aopen: HM Xtemp in depth (12Month HTDR)	8	425	1530	12	1447.6	1553.4	1595.8	
02	3000	TLC	PQC04 step 59	CP3close: HM INDEPTH PROGRAM(12Month HTDR)	1	140	504	40	511.2	524.6	581.4	
02	3000	TLC	PQC04 step 59	CP3close: HM INDEPTH PROGRAM(12Month HTDR)	2	280	1000	24	1061.8	1103.6	1141.3	
02	3000	TLC	PQC04 step 59	CP3close: HM INDEPTH PROGRAM(12Month HTDR)	3	280	1000	20	1073.3	1105.9	1137.3	
02	3000	TLC	PQC04 step 59	CP3close: HM INDEPTH PROGRAM(12Month HTDR)	4	425	1530	16	1466.6	1557.3	1619.4	
02	3000	TLC	PQC04 step 59	CP3close: HM INDEPTH PROGRAM(12Month HTDR)	5	425	1530	16	1490.6	1554.1	1606.9	
02	3000	TLC	PQC04 step 59	CP3close: HM INDEPTH PROGRAM(12Month HTDR)	8	425	1530	12	1551.5	1601.6	1623.5	
02									>=c(280, 560, 850, 140, 280, 425, 140, 280, 425)	>=c(530, 1060, 1615, 504, 1000, 1530, 230, 450, 765)		

# Throughput Summary

Test										Statistics(MiBps)		
Range	PE_Level	Mode	Test	Step_Type	Density	Min.crit	Ave.crit	SDUT.fun	Minimum. min	Average. min	Average. mean	
03	3500	TLC	PQC04 step 45	CP11: HM INDEPTH 1month45C DR	1	140	230	40	560.2	572.5	588.2	
03	3500	TLC	PQC04 step 45	CP11: HM INDEPTH 1month45C DR	2	280	450	24	1080.0	1139.0	1171.3	
03	3500	TLC	PQC04 step 45	CP11: HM INDEPTH 1month45C DR	3	280	450	20	1098.4	1128.4	1155.5	
03	3500	TLC	PQC04 step 45	CP11: HM INDEPTH 1month45C DR	4	425	765	16	1607.2	1651.8	1668.7	
03	3500	TLC	PQC04 step 45	CP11: HM INDEPTH 1month45C DR	5	425	765	16	1618.7	1654.8	1668.4	
03	3500	TLC	PQC04 step 45	CP11: HM INDEPTH 1month45C DR	8	425	765	12	1602.8	1642.1	1660.8	
03	3500	TLC	PQC04 step 50	CP3aopen: HM Xtemp in depth (12Month HTDR)	1	140	504	40	494.0	518.0	570.5	
03	3500	TLC	PQC04 step 50	CP3aopen: HM Xtemp in depth (12Month HTDR)	2	280	1000	24	1001.2	982.2	1103.5	
03	3500	TLC	PQC04 step 50	CP3aopen: HM Xtemp in depth (12Month HTDR)	3	280	1000	20	1021.9	1050.1	1107.3	
03	3500	TLC	PQC04 step 50	CP3aopen: HM Xtemp in depth (12Month HTDR)	4	425	1530	16	1393.4	1511.2	1582.3	
03	3500	TLC	PQC04 step 50	CP3aopen: HM Xtemp in depth (12Month HTDR)	5	425	1530	16	1426.7	1509.5	1572.0	
03	3500	TLC	PQC04 step 50	CP3aopen: HM Xtemp in depth (12Month HTDR)	8	425	1530	12	1376.4	1514.3	1585.5	
03	3500	TLC	PQC04 step 59	CP3close: HM INDEPTH PROGRAM(12Month HTDR)	1	140	504	40	533.0	537.4	573.6	
03	3500	TLC	PQC04 step 59	CP3close: HM INDEPTH PROGRAM(12Month HTDR)	2	280	1000	24	1000.4	980.8	1113.7	
03	3500	TLC	PQC04 step 59	CP3close: HM INDEPTH PROGRAM(12Month HTDR)	3	280	1000	20	1013.3	1047.5	1117.5	
03	3500	TLC	PQC04 step 59	CP3close: HM INDEPTH PROGRAM(12Month HTDR)	4	425	1530	16	1449.1	1531.1	1593.9	
03	3500	TLC	PQC04 step 59	CP3close: HM INDEPTH PROGRAM(12Month HTDR)	5	425	1530	16	1471.0	1555.3	1596.1	
03	3500	TLC	PQC04 step 59	CP3close: HM INDEPTH PROGRAM(12Month HTDR)	8	425	1530	12	1529.4	1563.3	1599.9	
03									>=c(280, 560, 850, 140, 280, 425, 140, 280, 425)	>=c(530, 1060, 1615, 504, 1000, 1530, 230, 450, 765)		

# Throughput Summary

Test									Statistics(MiBps)			
Range	PE_Level	Mode	Test	Step_Type	Density	Min.crit	Ave.crit	SDUT.fun	Minimum. min	Average. min	Average. mean	
04	4000	TLC	PQC04 step 45	CP11: HM INDEPTH 1month45C DR	1	140	230	40	567.7	576.9	591.4	
04	4000	TLC	PQC04 step 45	CP11: HM INDEPTH 1month45C DR	2	280	450	24	1117.9	1148.3	1173.7	
04	4000	TLC	PQC04 step 45	CP11: HM INDEPTH 1month45C DR	3	280	450	20	1076.1	1119.5	1159.4	
04	4000	TLC	PQC04 step 45	CP11: HM INDEPTH 1month45C DR	4	425	765	16	1560.6	1616.5	1665.1	
04	4000	TLC	PQC04 step 45	CP11: HM INDEPTH 1month45C DR	5	425	765	16	1628.4	1653.3	1666.1	
04	4000	TLC	PQC04 step 45	CP11: HM INDEPTH 1month45C DR	8	425	765	12	1601.2	1631.2	1659.7	
04	4000	TLC	PQC04 step 50	CP3aopen: HM Xtemp in depth (12Month HTDR)	1	140	504	40	483.0	507.2	563.1	
04	4000	TLC	PQC04 step 50	CP3aopen: HM Xtemp in depth (12Month HTDR)	2	280	1000	24	1001.7	997.6	1088.1	
04	4000	TLC	PQC04 step 50	CP3aopen: HM Xtemp in depth (12Month HTDR)	3	280	1000	20	1021.3	1023.3	1098.3	
04	4000	TLC	PQC04 step 50	CP3aopen: HM Xtemp in depth (12Month HTDR)	4	425	1530	16	1452.3	1494.9	1566.3	
04	4000	TLC	PQC04 step 50	CP3aopen: HM Xtemp in depth (12Month HTDR)	5	425	1530	16	1426.9	1511.6	1564.5	
04	4000	TLC	PQC04 step 50	CP3aopen: HM Xtemp in depth (12Month HTDR)	8	425	1530	12	1373.6	1510.8	1571.1	
04	4000	TLC	PQC04 step 59	CP3close: HM INDEPTH PROGRAM(12Month HTDR)	1	140	504	40	476.6	508.7	569.0	
04	4000	TLC	PQC04 step 59	CP3close: HM INDEPTH PROGRAM(12Month HTDR)	2	280	1000	24	962.9	981.1	1098.8	
04	4000	TLC	PQC04 step 59	CP3close: HM INDEPTH PROGRAM(12Month HTDR)	3	280	1000	20	1004.0	1035.0	1100.3	
04	4000	TLC	PQC04 step 59	CP3close: HM INDEPTH PROGRAM(12Month HTDR)	4	425	1530	16	1376.8	1443.0	1572.5	
04	4000	TLC	PQC04 step 59	CP3close: HM INDEPTH PROGRAM(12Month HTDR)	5	425	1530	16	1444.1	1499.7	1569.3	
04	4000	TLC	PQC04 step 59	CP3close: HM INDEPTH PROGRAM(12Month HTDR)	8	425	1530	12	1495.3	1557.1	1593.2	
04									>=c(280, 560, 850, 140, 280, 425, 140, 280, 425)	>=c(530, 1060, 1615, 504, 1000, 1530, 230, 450, 765)		

# Throughput Summary

Test									Statistics(MiBps)			
Range	PE_Level	Mode	Test	Step_Type	Density	Min.crit	Ave.crit	SDUT.fun	Minimum. min	Average. min	Average. mean	
05	2000	TLC	PQC04 step 37	CP5: 250K SPRD HM INDEPTH	1	140	504	40	587.1	594.7	601.8	
05	2000	TLC	PQC04 step 37	CP5: 250K SPRD HM INDEPTH	2	280	1000	24	1156.5	1186.0	1199.6	
05	2000	TLC	PQC04 step 37	CP5: 250K SPRD HM INDEPTH	3	280	1000	20	1170.7	1181.3	1190.2	
05	2000	TLC	PQC04 step 37	CP5: 250K SPRD HM INDEPTH	4	425	1530	16	1673.8	1679.5	1682.6	
05	2000	TLC	PQC04 step 37	CP5: 250K SPRD HM INDEPTH	5	425	1530	16	1676.5	1679.4	1682.4	
05	2000	TLC	PQC04 step 37	CP5: 250K SPRD HM INDEPTH	8	425	1530	12	1666.8	1675.4	1681.3	
05									>=c(280, 560, 850, 140, 280, 425)	>=c(530, 1060, 1615, 504, 1000, 1530)		

# Throughput Summary

Test									Statistics(MiBps)			
Range	PE_Level	Mode	Test	Step_Type	Density	Min.crit	Ave.crit	SDUT.fun	Minimum. min	Average. min	Average. mean	
06	3000	TLC	PQC04 step 37	CP5: 250K SPRD HM INDEPTH	1	140	504	40	591.6	597.4	602.1	
06	3000	TLC	PQC04 step 37	CP5: 250K SPRD HM INDEPTH	2	280	1000	24	1177.0	1190.1	1199.8	
06	3000	TLC	PQC04 step 37	CP5: 250K SPRD HM INDEPTH	3	280	1000	20	1165.7	1180.3	1190.3	
06	3000	TLC	PQC04 step 37	CP5: 250K SPRD HM INDEPTH	4	425	1530	16	1678.4	1678.9	1682.9	
06	3000	TLC	PQC04 step 37	CP5: 250K SPRD HM INDEPTH	5	425	1530	16	1674.6	1678.1	1682.2	
06	3000	TLC	PQC04 step 37	CP5: 250K SPRD HM INDEPTH	8	425	1530	12	1668.4	1679.6	1681.4	
06									>=c(280, 560, 850, 140, 280, 425)	>=c(530, 1060, 1615, 504, 1000, 1530)		

# Throughput Summary

Test									Statistics(MiBps)			
Range	PE_Level	Mode	Test	Step_Type	Density	Min.crit	Ave.crit	SDUT.fun	Minimum. min	Average. min	Average. mean	
07	3500	TLC	PQC04 step 37	CP5: 250K SPRD HM INDEPTH	1	140	504	40	583.8	594.7	601.5	
07	3500	TLC	PQC04 step 37	CP5: 250K SPRD HM INDEPTH	2	280	1000	24	1169.6	1185.1	1199.4	
07	3500	TLC	PQC04 step 37	CP5: 250K SPRD HM INDEPTH	3	280	1000	20	1161.5	1176.5	1189.7	
07	3500	TLC	PQC04 step 37	CP5: 250K SPRD HM INDEPTH	4	425	1530	16	1669.9	1679.0	1682.2	
07	3500	TLC	PQC04 step 37	CP5: 250K SPRD HM INDEPTH	5	425	1530	16	1673.5	1679.5	1682.3	
07	3500	TLC	PQC04 step 37	CP5: 250K SPRD HM INDEPTH	8	425	1530	12	1668.8	1674.9	1680.5	
07									>=c(280, 560, 850, 140, 280, 425)	>=c(530, 1060, 1615, 504, 1000, 1530)		

# Throughput Summary

Test									Statistics(MiBps)			
Range	PE_Level	Mode	Test	Step_Type	Density	Min.crit	Ave.crit	SDUT.fun	Minimum. min	Average. min	Average. mean	
08	4000	TLC	PQC04 step 37	CP5: 250K SPRD HM INDEPTH	1	140	504	40	587.3	595.0	601.7	
08	4000	TLC	PQC04 step 37	CP5: 250K SPRD HM INDEPTH	2	280	1000	24	1175.6	1189.8	1201.1	
08	4000	TLC	PQC04 step 37	CP5: 250K SPRD HM INDEPTH	3	280	1000	20	1169.7	1181.2	1190.8	
08	4000	TLC	PQC04 step 37	CP5: 250K SPRD HM INDEPTH	4	425	1530	16	1674.1	1679.9	1682.3	
08	4000	TLC	PQC04 step 37	CP5: 250K SPRD HM INDEPTH	5	425	1530	16	1671.6	1679.4	1682.1	
08	4000	TLC	PQC04 step 37	CP5: 250K SPRD HM INDEPTH	8	425	1530	12	1665.8	1675.3	1681.0	
08									>=c(280, 560, 850, 140, 280, 425)	>=c(530, 1060, 1615, 504, 1000, 1530)		

# Throughput Summary

Test										Statistics(MiBps)		
Range	PE_Level	Mode	Test	Step_Type	Density	Min.crit	Ave.crit	SDUT.fun	Minimum. min	Average. min	Average. mean	
09	2000	SLC	PQC04 step 45	CP11: HM INDEPTH 1month45C DR(high cross)	1	200	360	40	789.6	816.8	824.5	
09	2000	SLC	PQC04 step 45	CP11: HM INDEPTH 1month45C DR(high cross)	2	400	720	24	1580.9	1621.1	1639.5	
09	2000	SLC	PQC04 step 45	CP11: HM INDEPTH 1month45C DR(high cross)	3	400	720	20	1559.6	1617.7	1639.0	
09	2000	SLC	PQC04 step 45	CP11: HM INDEPTH 1month45C DR(high cross)	4	425	765	16	1651.9	1673.3	1679.9	
09	2000	SLC	PQC04 step 45	CP11: HM INDEPTH 1month45C DR(high cross)	5	425	765	16	1655.5	1674.4	1679.3	
09	2000	SLC	PQC04 step 45	CP11: HM INDEPTH 1month45C DR(high cross)	8	425	765	12	1664.2	1675.9	1680.9	
09	2000	SLC	PQC04 step 50	CP3aopen: HM Xtemp in depth (12Month HTDR)	1	200	720	40	788.2	816.4	820.5	
09	2000	SLC	PQC04 step 50	CP3aopen: HM Xtemp in depth (12Month HTDR)	2	400	1440	24	1575.0	1612.6	1636.5	
09	2000	SLC	PQC04 step 50	CP3aopen: HM Xtemp in depth (12Month HTDR)	3	400	1440	20	1558.3	1613.1	1627.7	
09	2000	SLC	PQC04 step 50	CP3aopen: HM Xtemp in depth (12Month HTDR)	4	425	1530	16	1655.7	1673.0	1678.5	
09	2000	SLC	PQC04 step 50	CP3aopen: HM Xtemp in depth (12Month HTDR)	5	425	1530	16	1647.2	1671.9	1678.0	
09	2000	SLC	PQC04 step 50	CP3aopen: HM Xtemp in depth (12Month HTDR)	8	425	1530	12	1666.7	1673.5	1677.0	
09	2000	SLC	PQC04 step 59	CP3close: HM INDEPTH PROGRAM(12Month HTDR)	1	200	720	40	789.2	816.3	820.1	
09	2000	SLC	PQC04 step 59	CP3close: HM INDEPTH PROGRAM(12Month HTDR)	2	400	1440	24	1573.7	1614.2	1630.8	
09	2000	SLC	PQC04 step 59	CP3close: HM INDEPTH PROGRAM(12Month HTDR)	3	400	1440	20	1572.6	1612.4	1631.0	
09	2000	SLC	PQC04 step 59	CP3close: HM INDEPTH PROGRAM(12Month HTDR)	4	425	1530	16	1648.0	1669.6	1677.5	
09	2000	SLC	PQC04 step 59	CP3close: HM INDEPTH PROGRAM(12Month HTDR)	5	425	1530	16	1632.7	1668.6	1676.9	
09	2000	SLC	PQC04 step 59	CP3close: HM INDEPTH PROGRAM(12Month HTDR)	8	425	1530	12	1663.8	1672.8	1677.4	
09									>=c(400, 800, 850, 200, 400, 425, 200, 400, 425)	>=c(760, 1520, 1615, 720, 1440, 1530, 360, 720, 765)		

# Throughput Summary

Test									Statistics(MiBps)			
Range	PE_Level	Mode	Test	Step_Type	Density	Min.crit	Ave.crit	SDUT.fun	Minimum. min	Average. min	Average. mean	
10	3000	SLC	PQC04 step 45	CP11: HM INDEPTH 1month45C DR(high cross)	1	200	360	40	824.3	825.2	826.2	
10	3000	SLC	PQC04 step 45	CP11: HM INDEPTH 1month45C DR(high cross)	2	400	720	24	1644.1	1646.7	1648.4	
10	3000	SLC	PQC04 step 45	CP11: HM INDEPTH 1month45C DR(high cross)	3	400	720	20	1645.1	1647.1	1648.0	
10	3000	SLC	PQC04 step 45	CP11: HM INDEPTH 1month45C DR(high cross)	4	425	765	16	1679.3	1680.6	1681.1	
10	3000	SLC	PQC04 step 45	CP11: HM INDEPTH 1month45C DR(high cross)	5	425	765	16	1678.9	1680.2	1681.0	
10	3000	SLC	PQC04 step 45	CP11: HM INDEPTH 1month45C DR(high cross)	8	425	765	12	1679.0	1682.3	1683.3	
10	3000	SLC	PQC04 step 50	CP3aopen: HM Xtemp in depth (12Month HTDR)	1	200	720	40	824.2	825.2	826.0	
10	3000	SLC	PQC04 step 50	CP3aopen: HM Xtemp in depth (12Month HTDR)	2	400	1440	24	1644.3	1646.6	1648.4	
10	3000	SLC	PQC04 step 50	CP3aopen: HM Xtemp in depth (12Month HTDR)	3	400	1440	20	1644.2	1647.1	1648.2	
10	3000	SLC	PQC04 step 50	CP3aopen: HM Xtemp in depth (12Month HTDR)	4	425	1530	16	1678.7	1680.0	1681.1	
10	3000	SLC	PQC04 step 50	CP3aopen: HM Xtemp in depth (12Month HTDR)	5	425	1530	16	1678.3	1680.0	1680.8	
10	3000	SLC	PQC04 step 50	CP3aopen: HM Xtemp in depth (12Month HTDR)	8	425	1530	12	1678.8	1681.2	1682.9	
10	3000	SLC	PQC04 step 59	CP3close: HM INDEPTH PROGRAM(12Month HTDR)	1	200	720	40	824.3	825.2	826.1	
10	3000	SLC	PQC04 step 59	CP3close: HM INDEPTH PROGRAM(12Month HTDR)	2	400	1440	24	1644.4	1646.4	1648.3	
10	3000	SLC	PQC04 step 59	CP3close: HM INDEPTH PROGRAM(12Month HTDR)	3	400	1440	20	1644.9	1646.6	1648.5	
10	3000	SLC	PQC04 step 59	CP3close: HM INDEPTH PROGRAM(12Month HTDR)	4	425	1530	16	1679.5	1680.4	1680.9	
10	3000	SLC	PQC04 step 59	CP3close: HM INDEPTH PROGRAM(12Month HTDR)	5	425	1530	16	1679.1	1680.1	1680.9	
10	3000	SLC	PQC04 step 59	CP3close: HM INDEPTH PROGRAM(12Month HTDR)	8	425	1530	12	1680.9	1682.1	1682.9	
10									>=c(400, 800, 850, 200, 400, 425, 200, 400, 425)	>=c(760, 1520, 1615, 720, 1440, 1530, 360, 720, 765)		

# Throughput Summary

Test									Statistics(MiBps)			
Range	PE_Level	Mode	Test	Step_Type	Density	Min.crit	Ave.crit	SDUT.fun	Minimum. min	Average. min	Average. mean	
11	3500	SLC	PQC04 step 45	CP11: HM INDEPTH 1month45C DR(high cross)	1	200	360	40	824.3	825.0	826.2	
11	3500	SLC	PQC04 step 45	CP11: HM INDEPTH 1month45C DR(high cross)	2	400	720	24	1644.3	1647.2	1648.5	
11	3500	SLC	PQC04 step 45	CP11: HM INDEPTH 1month45C DR(high cross)	3	400	720	20	1643.8	1647.1	1648.0	
11	3500	SLC	PQC04 step 45	CP11: HM INDEPTH 1month45C DR(high cross)	4	425	765	16	1679.0	1680.4	1681.1	
11	3500	SLC	PQC04 step 45	CP11: HM INDEPTH 1month45C DR(high cross)	5	425	765	16	1678.5	1679.8	1681.0	
11	3500	SLC	PQC04 step 45	CP11: HM INDEPTH 1month45C DR(high cross)	8	425	765	12	1679.2	1682.4	1683.3	
11	3500	SLC	PQC04 step 50	CP3aopen: HM Xtemp in depth (12Month HTDR)	1	200	720	40	824.0	825.2	826.1	
11	3500	SLC	PQC04 step 50	CP3aopen: HM Xtemp in depth (12Month HTDR)	2	400	1440	24	1644.3	1647.1	1648.4	
11	3500	SLC	PQC04 step 50	CP3aopen: HM Xtemp in depth (12Month HTDR)	3	400	1440	20	1644.8	1646.6	1648.3	
11	3500	SLC	PQC04 step 50	CP3aopen: HM Xtemp in depth (12Month HTDR)	4	425	1530	16	1678.3	1679.8	1680.8	
11	3500	SLC	PQC04 step 50	CP3aopen: HM Xtemp in depth (12Month HTDR)	5	425	1530	16	1678.9	1680.4	1680.8	
11	3500	SLC	PQC04 step 50	CP3aopen: HM Xtemp in depth (12Month HTDR)	8	425	1530	12	1680.6	1681.9	1683.0	
11	3500	SLC	PQC04 step 59	CP3close: HM INDEPTH PROGRAM(12Month HTDR)	1	200	720	40	824.3	825.2	826.0	
11	3500	SLC	PQC04 step 59	CP3close: HM INDEPTH PROGRAM(12Month HTDR)	2	400	1440	24	1644.6	1647.2	1648.5	
11	3500	SLC	PQC04 step 59	CP3close: HM INDEPTH PROGRAM(12Month HTDR)	3	400	1440	20	1644.6	1646.3	1648.0	
11	3500	SLC	PQC04 step 59	CP3close: HM INDEPTH PROGRAM(12Month HTDR)	4	425	1530	16	1678.9	1679.9	1680.8	
11	3500	SLC	PQC04 step 59	CP3close: HM INDEPTH PROGRAM(12Month HTDR)	5	425	1530	16	1679.0	1680.3	1681.0	
11	3500	SLC	PQC04 step 59	CP3close: HM INDEPTH PROGRAM(12Month HTDR)	8	425	1530	12	1677.6	1681.0	1682.9	
11									>=c(400, 800, 850, 200, 400, 425, 200, 400, 425)	>=c(760, 1520, 1615, 720, 1440, 1530, 360, 720, 765)		

# Throughput Summary

Test									Statistics(MiBps)			
Range	PE_Level	Mode	Test	Step_Type	Density	Min.crit	Ave.crit	SDUT.fun	Minimum. min	Average. min	Average. mean	
12	4000	SLC	PQC04 step 45	CP11: HM INDEPTH 1month45C DR(high cross)	1	200	360	40	824.3	825.1	826.1	
12	4000	SLC	PQC04 step 45	CP11: HM INDEPTH 1month45C DR(high cross)	2	400	720	24	1644.7	1646.9	1648.5	
12	4000	SLC	PQC04 step 45	CP11: HM INDEPTH 1month45C DR(high cross)	3	400	720	20	1644.0	1646.4	1648.1	
12	4000	SLC	PQC04 step 45	CP11: HM INDEPTH 1month45C DR(high cross)	4	425	765	16	1678.8	1680.0	1681.0	
12	4000	SLC	PQC04 step 45	CP11: HM INDEPTH 1month45C DR(high cross)	5	425	765	16	1678.8	1679.9	1681.0	
12	4000	SLC	PQC04 step 45	CP11: HM INDEPTH 1month45C DR(high cross)	8	425	765	12	1674.5	1681.1	1683.0	
12	4000	SLC	PQC04 step 50	CP3aopen: HM Xtemp in depth (12Month HTDR)	1	200	720	40	824.1	825.3	826.1	
12	4000	SLC	PQC04 step 50	CP3aopen: HM Xtemp in depth (12Month HTDR)	2	400	1440	24	1644.2	1646.8	1648.3	
12	4000	SLC	PQC04 step 50	CP3aopen: HM Xtemp in depth (12Month HTDR)	3	400	1440	20	1643.1	1646.0	1648.1	
12	4000	SLC	PQC04 step 50	CP3aopen: HM Xtemp in depth (12Month HTDR)	4	425	1530	16	1678.3	1680.0	1680.8	
12	4000	SLC	PQC04 step 50	CP3aopen: HM Xtemp in depth (12Month HTDR)	5	425	1530	16	1678.9	1679.8	1680.7	
12	4000	SLC	PQC04 step 50	CP3aopen: HM Xtemp in depth (12Month HTDR)	8	425	1530	12	1680.1	1681.5	1682.9	
12	4000	SLC	PQC04 step 59	CP3close: HM INDEPTH PROGRAM(12Month HTDR)	1	200	720	40	824.6	825.2	826.0	
12	4000	SLC	PQC04 step 59	CP3close: HM INDEPTH PROGRAM(12Month HTDR)	2	400	1440	24	1644.6	1645.9	1648.2	
12	4000	SLC	PQC04 step 59	CP3close: HM INDEPTH PROGRAM(12Month HTDR)	3	400	1440	20	1642.9	1647.1	1648.4	
12	4000	SLC	PQC04 step 59	CP3close: HM INDEPTH PROGRAM(12Month HTDR)	4	425	1530	16	1678.3	1680.2	1680.9	
12	4000	SLC	PQC04 step 59	CP3close: HM INDEPTH PROGRAM(12Month HTDR)	5	425	1530	16	1679.0	1680.1	1680.9	
12	4000	SLC	PQC04 step 59	CP3close: HM INDEPTH PROGRAM(12Month HTDR)	8	425	1530	12	1679.0	1681.8	1683.0	
12									>=c(400, 800, 850, 200, 400, 425, 200, 400, 425)	>=c(760, 1520, 1615, 720, 1440, 1530, 360, 720, 765)		

# Throughput Summary

Test									Statistics(MiBps)			
Range	PE_Level	Mode	Test	Step_Type	Density	Min.crit	Ave.crit	SDUT.fun	Minimum. min	Average. min	Average. mean	
13	2000	SLC	PQC04 step 37	CP5: 250K SPRD HM INDEPTH	1	200	720	40	824.4	824.9	826.1	
13	2000	SLC	PQC04 step 37	CP5: 250K SPRD HM INDEPTH	2	400	1440	24	1643.9	1646.6	1648.5	
13	2000	SLC	PQC04 step 37	CP5: 250K SPRD HM INDEPTH	3	400	1440	20	1643.2	1646.5	1648.6	
13	2000	SLC	PQC04 step 37	CP5: 250K SPRD HM INDEPTH	4	425	1530	16	1678.3	1679.8	1681.0	
13	2000	SLC	PQC04 step 37	CP5: 250K SPRD HM INDEPTH	5	425	1530	16	1678.6	1679.3	1680.9	
13	2000	SLC	PQC04 step 37	CP5: 250K SPRD HM INDEPTH	8	425	1530	12	1679.9	1682.0	1683.2	
13									>=c(400, 800, 850, 200, 400, 425)	>=c(760, 1520, 1615, 720, 1440, 1530)		

# Throughput Summary

Test									Statistics(MiBps)			
Range	PE_Level	Mode	Test	Step_Type	Density	Min.crit	Ave.crit	SDUT.fun	Minimum. min	Average. min	Average. mean	
14	3000	SLC	PQC04 step 37	CP5: 250K SPRD HM INDEPTH	1	200	720	40	824.1	824.7	826.1	
14	3000	SLC	PQC04 step 37	CP5: 250K SPRD HM INDEPTH	2	400	1440	24	1644.0	1645.4	1648.4	
14	3000	SLC	PQC04 step 37	CP5: 250K SPRD HM INDEPTH	3	400	1440	20	1643.9	1645.1	1648.3	
14	3000	SLC	PQC04 step 37	CP5: 250K SPRD HM INDEPTH	4	425	1530	16	1678.7	1679.5	1681.1	
14	3000	SLC	PQC04 step 37	CP5: 250K SPRD HM INDEPTH	5	425	1530	16	1678.6	1679.5	1681.1	
14	3000	SLC	PQC04 step 37	CP5: 250K SPRD HM INDEPTH	8	425	1530	12	1679.9	1681.7	1683.1	
14									>=c(400, 800, 850, 200, 400, 425)	>=c(760, 1520, 1615, 720, 1440, 1530)		

# Throughput Summary

Test									Statistics(MiBps)			
Range	PE_Level	Mode	Test	Step_Type	Density	Min.crit	Ave.crit	SDUT.fun	Minimum. min	Average. min	Average. mean	
15	3500	SLC	PQC04 step 37	CP5: 250K SPRD HM INDEPTH	1	200	720	40	824.1	825.0	826.1	
15	3500	SLC	PQC04 step 37	CP5: 250K SPRD HM INDEPTH	2	400	1440	24	1644.1	1646.5	1648.2	
15	3500	SLC	PQC04 step 37	CP5: 250K SPRD HM INDEPTH	3	400	1440	20	1644.5	1646.8	1648.3	
15	3500	SLC	PQC04 step 37	CP5: 250K SPRD HM INDEPTH	4	425	1530	16	1678.6	1679.6	1681.0	
15	3500	SLC	PQC04 step 37	CP5: 250K SPRD HM INDEPTH	5	425	1530	16	1678.1	1679.0	1680.8	
15	3500	SLC	PQC04 step 37	CP5: 250K SPRD HM INDEPTH	8	425	1530	12	1680.8	1681.6	1683.2	
15									>=c(400, 800, 850, 200, 400, 425)	>=c(760, 1520, 1615, 720, 1440, 1530)		

# Throughput Summary

Test									Statistics(MiBps)			
Range	PE_Level	Mode	Test	Step_Type	Density	Min.crit	Ave.crit	SDUT.fun	Minimum.min	Average.min	Average.mean	
16	4000	SLC	PQC04 step 37	CP5: 250K SPRD HM INDEPTH	1	200	720	40	824.1	824.7	826.1	
16	4000	SLC	PQC04 step 37	CP5: 250K SPRD HM INDEPTH	2	400	1440	24	1643.7	1646.2	1648.2	
16	4000	SLC	PQC04 step 37	CP5: 250K SPRD HM INDEPTH	3	400	1440	20	1644.2	1646.0	1648.3	
16	4000	SLC	PQC04 step 37	CP5: 250K SPRD HM INDEPTH	4	425	1530	16	1678.4	1679.3	1681.0	
16	4000	SLC	PQC04 step 37	CP5: 250K SPRD HM INDEPTH	5	425	1530	16	1678.3	1679.6	1681.0	
16	4000	SLC	PQC04 step 37	CP5: 250K SPRD HM INDEPTH	8	425	1530	12	1680.9	1681.8	1683.3	
16									>=c(400, 800, 850, 200, 400, 425)	>=c(760, 1520, 1615, 720, 1440, 1530)		

# Throughput Summary

Test									Statistics(MiBps)			
Range	PE_Level	Mode	Test	Step_Type	Density	Min.crit	Ave.crit	SDUT.fun	Minimum. min	Average. min	Average. mean	
17	0	TLC	PQC04 step 53	CP4aopen: health monitor X temp low (12Month HTDR)	1	140	504	40	375.5	419.6	538.3	
17	0	TLC	PQC04 step 53	CP4aopen: health monitor X temp low (12Month HTDR)	2	280	1000	24	767.5	848.7	1025.9	
17	0	TLC	PQC04 step 53	CP4aopen: health monitor X temp low (12Month HTDR)	3	280	1000	20	873.3	911.6	1025.2	
17	0	TLC	PQC04 step 53	CP4aopen: health monitor X temp low (12Month HTDR)	4	425	1530	16	1142.1	1287.7	1454.5	
17	0	TLC	PQC04 step 53	CP4aopen: health monitor X temp low (12Month HTDR)	5	425	1530	16	1283.3	1428.4	1477.8	
17	0	TLC	PQC04 step 53	CP4aopen: health monitor X temp low (12Month HTDR)	8	425	1530	12	1139.8	1315.4	1491.7	
17	0	TLC	PQC04 step 62	CP4aclose: HM Xtemp in depth (12Month HTDR)	1	140	504	40	375.5	446.6	548.8	
17	0	TLC	PQC04 step 62	CP4aclose: HM Xtemp in depth (12Month HTDR)	2	280	1000	24	723.7	818.0	1045.5	
17	0	TLC	PQC04 step 62	CP4aclose: HM Xtemp in depth (12Month HTDR)	3	280	1000	20	1000.1	901.2	1043.9	
17	0	TLC	PQC04 step 62	CP4aclose: HM Xtemp in depth (12Month HTDR)	4	425	1530	16	1245.2	1363.1	1504.3	
17	0	TLC	PQC04 step 62	CP4aclose: HM Xtemp in depth (12Month HTDR)	5	425	1530	16	1338.9	1427.0	1519.9	
17	0	TLC	PQC04 step 62	CP4aclose: HM Xtemp in depth (12Month HTDR)	8	425	1530	12	1309.5	1424.7	1523.3	
17									>=c(280, 560, 850, 140, 280, 425)	>=c(530, 1060, 1615, 504, 1000, 1530)		

# Throughput Summary

Test									Statistics(MiBps)			
Range	PE_Level	Mode	Test	Step_Type	Density	Min.crit	Ave.crit	SDUT.fun	Minimum. min	Average. min	Average. mean	
18	200	TLC	PQC04 step 53	CP4aopen: health monitor X temp low (12Month HTDR)	1	140	504	40	269.9	365.8	507.6	
18	200	TLC	PQC04 step 53	CP4aopen: health monitor X temp low (12Month HTDR)	2	280	1000	24	517.4	718.5	910.9	
18	200	TLC	PQC04 step 53	CP4aopen: health monitor X temp low (12Month HTDR)	3	280	1000	20	723.3	755.5	933.4	
18	200	TLC	PQC04 step 53	CP4aopen: health monitor X temp low (12Month HTDR)	4	425	1530	16	1062.4	1064.4	1352.6	
18	200	TLC	PQC04 step 53	CP4aopen: health monitor X temp low (12Month HTDR)	5	425	1530	16	1183.6	1244.5	1381.4	
18	200	TLC	PQC04 step 53	CP4aopen: health monitor X temp low (12Month HTDR)	8	425	1530	12	1115.3	1245.3	1399.5	
18	200	TLC	PQC04 step 62	CP4aclose: HM Xtemp in depth (12Month HTDR)	1	140	504	40	280.3	402.1	531.1	
18	200	TLC	PQC04 step 62	CP4aclose: HM Xtemp in depth (12Month HTDR)	2	280	1000	24	727.6	802.5	968.9	
18	200	TLC	PQC04 step 62	CP4aclose: HM Xtemp in depth (12Month HTDR)	3	280	1000	20	666.3	796.6	966.0	
18	200	TLC	PQC04 step 62	CP4aclose: HM Xtemp in depth (12Month HTDR)	4	425	1530	16	1101.2	1214.2	1407.4	
18	200	TLC	PQC04 step 62	CP4aclose: HM Xtemp in depth (12Month HTDR)	5	425	1530	16	1088.7	1266.8	1424.3	
18	200	TLC	PQC04 step 62	CP4aclose: HM Xtemp in depth (12Month HTDR)	8	425	1530	12	1186.6	1236.6	1445.2	
18									>=c(280, 560, 850, 140, 280, 425)	>=c(530, 1060, 1615, 504, 1000, 1530)		

# Throughput Summary

Test									Statistics(MiBps)			
Range	PE_Level	Mode	Test	Step_Type	Density	Min.crit	Ave.crit	SDUT.fun	Minimum. min	Average. min	Average. mean	
19	300	TLC	PQC04 step 53	CP4aopen: health monitor X temp low (12Month HTDR)	1	140	504	40	247.5	272.0	483.9	
19	300	TLC	PQC04 step 53	CP4aopen: health monitor X temp low (12Month HTDR)	2	280	1000	24	595.3	633.0	885.6	
19	300	TLC	PQC04 step 53	CP4aopen: health monitor X temp low (12Month HTDR)	3	280	1000	20	502.5	531.8	888.8	
19	300	TLC	PQC04 step 53	CP4aopen: health monitor X temp low (12Month HTDR)	4	425	1530	16	1012.2	1009.9	1340.5	
19	300	TLC	PQC04 step 53	CP4aopen: health monitor X temp low (12Month HTDR)	5	425	1530	16	1032.3	1045.0	1330.9	
19	300	TLC	PQC04 step 53	CP4aopen: health monitor X temp low (12Month HTDR)	8	425	1530	12	1053.1	1210.4	1358.2	
19	300	TLC	PQC04 step 62	CP4aclose: HM Xtemp in depth (12Month HTDR)	1	140	504	40	246.6	287.8	512.5	
19	300	TLC	PQC04 step 62	CP4aclose: HM Xtemp in depth (12Month HTDR)	2	280	1000	24	713.2	749.1	928.1	
19	300	TLC	PQC04 step 62	CP4aclose: HM Xtemp in depth (12Month HTDR)	3	280	1000	20	510.5	735.8	933.6	
19	300	TLC	PQC04 step 62	CP4aclose: HM Xtemp in depth (12Month HTDR)	4	425	1530	16	1060.4	1066.1	1378.5	
19	300	TLC	PQC04 step 62	CP4aclose: HM Xtemp in depth (12Month HTDR)	5	425	1530	16	1046.7	1164.0	1391.4	
19	300	TLC	PQC04 step 62	CP4aclose: HM Xtemp in depth (12Month HTDR)	8	425	1530	12	1165.8	1233.8	1395.0	
19									>=c(280, 560, 850, 140, 280, 425)	>=c(530, 1060, 1615, 504, 1000, 1530)		

# Throughput Summary

Test									Statistics(MiBps)			
Range	PE_Level	Mode	Test	Step_Type	Density	Min.crit	Ave.crit	SDUT.fun	Minimum. min	Average. min	Average. mean	
20	400	TLC	PQC04 step 53	CP4aopen: health monitor X temp low (12Month HTDR)	1	140	504	40	188.0	235.0	467.4	
20	400	TLC	PQC04 step 53	CP4aopen: health monitor X temp low (12Month HTDR)	2	280	1000	24	468.7	540.5	822.0	
20	400	TLC	PQC04 step 53	CP4aopen: health monitor X temp low (12Month HTDR)	3	280	1000	20	517.1	542.1	848.0	
20	400	TLC	PQC04 step 53	CP4aopen: health monitor X temp low (12Month HTDR)	4	425	1530	16	1008.7	1010.2	1279.7	
20	400	TLC	PQC04 step 53	CP4aopen: health monitor X temp low (12Month HTDR)	5	425	1530	16	1029.4	1065.0	1301.3	
20	400	TLC	PQC04 step 53	CP4aopen: health monitor X temp low (12Month HTDR)	8	425	1530	12	1066.0	1136.2	1327.1	
20	400	TLC	PQC04 step 62	CP4aclose: HM Xtemp in depth (12Month HTDR)	1	140	504	40	253.0	257.0	491.8	
20	400	TLC	PQC04 step 62	CP4aclose: HM Xtemp in depth (12Month HTDR)	2	280	1000	24	489.4	613.3	870.3	
20	400	TLC	PQC04 step 62	CP4aclose: HM Xtemp in depth (12Month HTDR)	3	280	1000	20	618.9	637.9	894.5	
20	400	TLC	PQC04 step 62	CP4aclose: HM Xtemp in depth (12Month HTDR)	4	425	1530	16	1010.5	1076.1	1340.9	
20	400	TLC	PQC04 step 62	CP4aclose: HM Xtemp in depth (12Month HTDR)	5	425	1530	16	1031.1	1130.8	1336.6	
20	400	TLC	PQC04 step 62	CP4aclose: HM Xtemp in depth (12Month HTDR)	8	425	1530	12	1153.2	1197.5	1359.0	
20									>=c(280, 560, 850, 140, 280, 425)	>=c(530, 1060, 1615, 504, 1000, 1530)		

# Throughput Summary

Test									Statistics(MiBps)			
Range	PE_Level	Mode	Test	Step_Type	Density	Min.crit	Ave.crit	SDUT.fun	Minimum. min	Average. min	Average. mean	
21	2000	TLC	PQC04 step 12	CP4b: Post Cycling PD HM in depth Xtemp (PARTIAL)	1	140	504	40	556.8	570.6	584.5	
21	2000	TLC	PQC04 step 12	CP4b: Post Cycling PD HM in depth Xtemp (PARTIAL)	2	280	1000	24	1101.4	1121.7	1163.1	
21	2000	TLC	PQC04 step 12	CP4b: Post Cycling PD HM in depth Xtemp (PARTIAL)	3	280	1000	20	1097.3	1126.8	1145.5	
21	2000	TLC	PQC04 step 12	CP4b: Post Cycling PD HM in depth Xtemp (PARTIAL)	4	425	1530	16	1589.9	1633.5	1661.9	
21	2000	TLC	PQC04 step 12	CP4b: Post Cycling PD HM in depth Xtemp (PARTIAL)	5	425	1530	16	1587.2	1640.7	1665.7	
21	2000	TLC	PQC04 step 12	CP4b: Post Cycling PD HM in depth Xtemp (PARTIAL)	8	425	1530	12	1573.3	1611.8	1656.2	
21									>=c(280, 560, 850, 140, 280, 425)	>=c(530, 1060, 1615, 504, 1000, 1530)		

# Throughput Summary

Test									Statistics(MiBps)			
Range	PE_Level	Mode	Test	Step_Type	Density	Min.crit	Ave.crit	SDUT.fun	Minimum. min	Average. min	Average. mean	
22	3000	TLC	PQC04 step 12	CP4b: Post Cycling PD HM in depth Xtemp (PARTIAL)	1	140	504	40	547.5	561.6	583.2	
22	3000	TLC	PQC04 step 12	CP4b: Post Cycling PD HM in depth Xtemp (PARTIAL)	2	280	1000	24	1105.5	1125.9	1160.8	
22	3000	TLC	PQC04 step 12	CP4b: Post Cycling PD HM in depth Xtemp (PARTIAL)	3	280	1000	20	1071.9	1113.5	1139.3	
22	3000	TLC	PQC04 step 12	CP4b: Post Cycling PD HM in depth Xtemp (PARTIAL)	4	425	1530	16	1581.9	1634.2	1658.6	
22	3000	TLC	PQC04 step 12	CP4b: Post Cycling PD HM in depth Xtemp (PARTIAL)	5	425	1530	16	1582.9	1636.7	1658.5	
22	3000	TLC	PQC04 step 12	CP4b: Post Cycling PD HM in depth Xtemp (PARTIAL)	8	425	1530	12	1545.5	1598.7	1647.3	
22									>=c(280, 560, 850, 140, 280, 425)	>=c(530, 1060, 1615, 504, 1000, 1530)		

# Throughput Summary

Test									Statistics(MiBps)			
Range	PE_Level	Mode	Test	Step_Type	Density	Min.crit	Ave.crit	SDUT.fun	Minimum. min	Average. min	Average. mean	
23	3500	TLC	PQC04 step 12	CP4b: Post Cycling PD HM in depth Xtemp (PARTIAL)	1	140	504	40	548.9	566.1	580.2	
23	3500	TLC	PQC04 step 12	CP4b: Post Cycling PD HM in depth Xtemp (PARTIAL)	2	280	1000	24	1070.2	1125.8	1148.3	
23	3500	TLC	PQC04 step 12	CP4b: Post Cycling PD HM in depth Xtemp (PARTIAL)	3	280	1000	20	1033.5	1100.3	1127.0	
23	3500	TLC	PQC04 step 12	CP4b: Post Cycling PD HM in depth Xtemp (PARTIAL)	4	425	1530	16	1522.8	1593.8	1653.4	
23	3500	TLC	PQC04 step 12	CP4b: Post Cycling PD HM in depth Xtemp (PARTIAL)	5	425	1530	16	1568.9	1618.3	1651.2	
23	3500	TLC	PQC04 step 12	CP4b: Post Cycling PD HM in depth Xtemp (PARTIAL)	8	425	1530	12	1581.6	1619.0	1646.4	
23									>=c(280, 560, 850, 140, 280, 425)	>=c(530, 1060, 1615, 504, 1000, 1530)		

# Throughput Summary

Test									Statistics(MiBps)			
Range	PE_Level	Mode	Test	Step_Type	Density	Min.crit	Ave.crit	SDUT.fun	Minimum. min	Average. min	Average. mean	
24	4000	TLC	PQC04 step 12	CP4b: Post Cycling PD HM in depth Xtemp (PARTIAL)	1	140	504	40	537.9	558.8	581.0	
24	4000	TLC	PQC04 step 12	CP4b: Post Cycling PD HM in depth Xtemp (PARTIAL)	2	280	1000	24	1084.2	1114.5	1153.4	
24	4000	TLC	PQC04 step 12	CP4b: Post Cycling PD HM in depth Xtemp (PARTIAL)	3	280	1000	20	1059.5	1098.6	1130.9	
24	4000	TLC	PQC04 step 12	CP4b: Post Cycling PD HM in depth Xtemp (PARTIAL)	4	425	1530	16	1559.9	1620.6	1653.5	
24	4000	TLC	PQC04 step 12	CP4b: Post Cycling PD HM in depth Xtemp (PARTIAL)	5	425	1530	16	1510.6	1619.5	1651.6	
24	4000	TLC	PQC04 step 12	CP4b: Post Cycling PD HM in depth Xtemp (PARTIAL)	8	425	1530	12	1524.9	1600.0	1640.1	
24									>=c(280, 560, 850, 140, 280, 425)	>=c(530, 1060, 1615, 504, 1000, 1530)		

# Throughput Summary

Test									Statistics(MiBps)				
Range	PE_Level	Mode	Test	Step_Type	Density	Min.crit	Ave.crit	SDUT.fu	Minimu	Average.	Average.	Status.m	
								n	m.min	min	mean	ax	
01	300	TLC	PQC06 step 19	CP 8: HM in-depth, 3month 45C DR (mid cross)	1	140	504	40	585.0	595.9	600.9	0	
01	300	TLC	PQC06 step 19	CP 8: HM in-depth, 3month 45C DR (mid cross)	2	280	1000	24	1164.0	1190.6	1196.6	0	
01	300	TLC	PQC06 step 19	CP 8: HM in-depth, 3month 45C DR (mid cross)	3	280	1000	20	1158.7	1176.8	1188.6	0	
01	300	TLC	PQC06 step 19	CP 8: HM in-depth, 3month 45C DR (mid cross)	4	425	1530	16	1673.3	1681.3	1683.1	0	
01	300	TLC	PQC06 step 19	CP 8: HM in-depth, 3month 45C DR (mid cross)	5	425	1530	16	1671.0	1681.2	1683.1	0	
01	300	TLC	PQC06 step 19	CP 8: HM in-depth, 3month 45C DR (mid cross)	8	425	1530	12	1663.5	1680.4	1681.9	0	
01	300	TLC	PQC06 step 20	CP 8: HM in-depth, 3month 45C DR (mid cross)	1	140	504	40	591.6	595.9	600.9	NA	
01	300	TLC	PQC06 step 20	CP 8: HM in-depth, 3month 45C DR (mid cross)	2	280	1000	24	1186.9	1190.3	1197.1	NA	
01	300	TLC	PQC06 step 20	CP 8: HM in-depth, 3month 45C DR (mid cross)	3	280	1000	20	1158.8	1177.9	1188.8	NA	
01	300	TLC	PQC06 step 20	CP 8: HM in-depth, 3month 45C DR (mid cross)	4	425	1530	16	1676.2	1680.9	1683.9	NA	
01	300	TLC	PQC06 step 20	CP 8: HM in-depth, 3month 45C DR (mid cross)	5	425	1530	16	1676.7	1682.6	1683.7	NA	
01	300	TLC	PQC06 step 20	CP 8: HM in-depth, 3month 45C DR (mid cross)	8	425	1530	12	1673.8	1680.8	1682.9	NA	
<b>01</b>									>=c(280, 560, 850, 140, 280, 425)	>=c(530, 1060, 1615, 504, 1000, 1530)		==0	

# Throughput Summary

Test									Statistics(MiBps)				
Range	PE_Level	Mode	Test	Step_Type	Density	Min.crit	Ave.crit	SDUT.fu	Minimu	Average.	Average.	Status.m	
	1							n	m.min	min	mean	ax	
02	3000	TLC	PQC06 step 13	CP9c: HM in-depth, 1month 35C DR (mid cross)	1	140	504	40	595.4	596.7	601.4	0	
02	3000	TLC	PQC06 step 13	CP9c: HM in-depth, 1month 35C DR (mid cross)	2	280	1000	24	1168.7	1190.8	1197.9	0	
02	3000	TLC	PQC06 step 13	CP9c: HM in-depth, 1month 35C DR (mid cross)	3	280	1000	20	1176.8	1178.2	1189.8	0	
02	3000	TLC	PQC06 step 13	CP9c: HM in-depth, 1month 35C DR (mid cross)	4	425	1530	16	1678.8	1682.6	1684.9	0	
02	3000	TLC	PQC06 step 13	CP9c: HM in-depth, 1month 35C DR (mid cross)	5	425	1530	16	1679.7	1682.6	1684.6	0	
02	3000	TLC	PQC06 step 13	CP9c: HM in-depth, 1month 35C DR (mid cross)	8	425	1530	12	1676.9	1682.4	1683.8	0	
02	3000	TLC	PQC06 step 14	CP9c: HM in-depth, 1month 35C DR (mid cross)	1	140	504	40	595.8	596.1	601.0	NA	
02	3000	TLC	PQC06 step 14	CP9c: HM in-depth, 1month 35C DR (mid cross)	2	280	1000	24	1189.8	1190.3	1197.2	NA	
02	3000	TLC	PQC06 step 14	CP9c: HM in-depth, 1month 35C DR (mid cross)	3	280	1000	20	1177.1	1177.4	1188.9	NA	
02	3000	TLC	PQC06 step 14	CP9c: HM in-depth, 1month 35C DR (mid cross)	4	425	1530	16	1678.1	1682.0	1684.2	NA	
02	3000	TLC	PQC06 step 14	CP9c: HM in-depth, 1month 35C DR (mid cross)	5	425	1530	16	1679.1	1681.8	1684.1	NA	
02	3000	TLC	PQC06 step 14	CP9c: HM in-depth, 1month 35C DR (mid cross)	8	425	1530	12	1679.2	1683.0	1683.9	NA	
02	3000	TLC	PQC06 step 16	CP9a: HM in-depth, 1month 45C DR (mid cross)	1	140	504	40	587.3	595.8	601.1	0	
02	3000	TLC	PQC06 step 16	CP9a: HM in-depth, 1month 45C DR (mid cross)	2	280	1000	24	1175.2	1190.8	1197.3	0	
02	3000	TLC	PQC06 step 16	CP9a: HM in-depth, 1month 45C DR (mid cross)	3	280	1000	20	1175.2	1178.1	1189.6	0	
02	3000	TLC	PQC06 step 16	CP9a: HM in-depth, 1month 45C DR (mid cross)	4	425	1530	16	1674.4	1680.4	1683.4	0	
02	3000	TLC	PQC06 step 16	CP9a: HM in-depth, 1month 45C DR (mid cross)	5	425	1530	16	1673.1	1680.9	1683.5	0	
02	3000	TLC	PQC06 step 16	CP9a: HM in-depth, 1month 45C DR (mid cross)	8	425	1530	12	1664.4	1679.9	1682.3	0	
02	3000	TLC	PQC06 step 17	CP9a: HM in-depth, 1month 45C DR (mid cross)	1	140	504	40	590.2	596.0	601.0	NA	
02	3000	TLC	PQC06 step 17	CP9a: HM in-depth, 1month 45C DR (mid cross)	2	280	1000	24	1189.5	1190.2	1197.1	NA	
02	3000	TLC	PQC06 step 17	CP9a: HM in-depth, 1month 45C DR (mid cross)	3	280	1000	20	1176.7	1177.5	1188.8	NA	
02	3000	TLC	PQC06 step 17	CP9a: HM in-depth, 1month 45C DR (mid cross)	4	425	1530	16	1678.7	1682.6	1683.9	NA	
02	3000	TLC	PQC06 step 17	CP9a: HM in-depth, 1month 45C DR (mid cross)	5	425	1530	16	1672.6	1681.5	1683.6	NA	
02	3000	TLC	PQC06 step 17	CP9a: HM in-depth, 1month 45C DR (mid cross)	8	425	1530	12	1676.3	1682.2	1683.4	NA	
<b>02</b>									>=c(280, 560, 850, 140, 280, 425)	>=c(530, 1060, 1615, 504, 1000, 1530)		==0	

# Throughput Summary

Test									Statistics(MiBps)				
Range	PE_Level	Mode	Test	Step_Type	Density	Min.crit	Ave.crit	SDUT.fu	Minimu	Average.	Average.	Status.m	
								n	m.min	min	mean	ax	
03	300	SLC	PQC06 step 19	CP 8: HM in-depth, 3month 45C DR (mid cross)	1	200	720	40	824.1	827.1	828.1	0	
03	300	SLC	PQC06 step 19	CP 8: HM in-depth, 3month 45C DR (mid cross)	2	400	1440	24	1644.0	1652.0	1654.3	0	
03	300	SLC	PQC06 step 19	CP 8: HM in-depth, 3month 45C DR (mid cross)	3	400	1440	20	1643.0	1651.6	1654.8	0	
03	300	SLC	PQC06 step 19	CP 8: HM in-depth, 3month 45C DR (mid cross)	4	425	1530	16	1679.1	1682.6	1683.7	0	
03	300	SLC	PQC06 step 19	CP 8: HM in-depth, 3month 45C DR (mid cross)	5	425	1530	16	1678.5	1682.5	1684.1	0	
03	300	SLC	PQC06 step 19	CP 8: HM in-depth, 3month 45C DR (mid cross)	8	425	1530	12	1678.1	1683.8	1684.4	0	
03	300	SLC	PQC06 step 20	CP 8: HM in-depth, 3month 45C DR (mid cross)	1	200	720	40	823.9	825.4	826.1	NA	
03	300	SLC	PQC06 step 20	CP 8: HM in-depth, 3month 45C DR (mid cross)	2	400	1440	24	1643.5	1647.4	1648.4	NA	
03	300	SLC	PQC06 step 20	CP 8: HM in-depth, 3month 45C DR (mid cross)	3	400	1440	20	1643.2	1647.2	1648.4	NA	
03	300	SLC	PQC06 step 20	CP 8: HM in-depth, 3month 45C DR (mid cross)	4	425	1530	16	1678.9	1680.2	1681.4	NA	
03	300	SLC	PQC06 step 20	CP 8: HM in-depth, 3month 45C DR (mid cross)	5	425	1530	16	1678.3	1680.4	1681.0	NA	
03	300	SLC	PQC06 step 20	CP 8: HM in-depth, 3month 45C DR (mid cross)	8	425	1530	12	1677.6	1682.7	1683.3	NA	
03									>=c(400, 800, 850, 200, 400, 425)	>=c(760, 1520, 1615, 720, 1440, 1530)		==0	

# Throughput Summary

Test									Statistics(MiBps)				
Range	PE_Level	Mode	Test	Step_Type	Density	Min.crit	Ave.crit	SDUT.fu	Minimu	Average.	Average.	Status.m	
								n	m.min	min	mean	ax	
04	3000	SLC	PQC06 step 13	CP9c: HM in-depth, 1month 35C DR (mid cross)	1	200	720	40	824.2	827.2	828.1	0	
04	3000	SLC	PQC06 step 13	CP9c: HM in-depth, 1month 35C DR (mid cross)	2	400	1440	24	1644.4	1652.2	1654.1	0	
04	3000	SLC	PQC06 step 13	CP9c: HM in-depth, 1month 35C DR (mid cross)	3	400	1440	20	1643.6	1652.2	1654.2	0	
04	3000	SLC	PQC06 step 13	CP9c: HM in-depth, 1month 35C DR (mid cross)	4	425	1530	16	1678.7	1682.5	1683.6	0	
04	3000	SLC	PQC06 step 13	CP9c: HM in-depth, 1month 35C DR (mid cross)	5	425	1530	16	1678.5	1682.1	1683.0	0	
04	3000	SLC	PQC06 step 13	CP9c: HM in-depth, 1month 35C DR (mid cross)	8	425	1530	12	1675.8	1683.7	1684.3	0	
04	3000	SLC	PQC06 step 14	CP9c: HM in-depth, 1month 35C DR (mid cross)	1	200	720	40	824.2	825.4	826.2	NA	
04	3000	SLC	PQC06 step 14	CP9c: HM in-depth, 1month 35C DR (mid cross)	2	400	1440	24	1643.1	1647.0	1648.3	NA	
04	3000	SLC	PQC06 step 14	CP9c: HM in-depth, 1month 35C DR (mid cross)	3	400	1440	20	1643.5	1646.7	1648.2	NA	
04	3000	SLC	PQC06 step 14	CP9c: HM in-depth, 1month 35C DR (mid cross)	4	425	1530	16	1678.7	1680.6	1681.4	NA	
04	3000	SLC	PQC06 step 14	CP9c: HM in-depth, 1month 35C DR (mid cross)	5	425	1530	16	1678.8	1680.5	1681.1	NA	
04	3000	SLC	PQC06 step 14	CP9c: HM in-depth, 1month 35C DR (mid cross)	8	425	1530	12	1677.4	1682.6	1683.4	NA	
04	3000	SLC	PQC06 step 16	CP9a: HM in-depth, 1month 45C DR (mid cross)	1	200	720	40	823.9	827.1	828.1	0	
04	3000	SLC	PQC06 step 16	CP9a: HM in-depth, 1month 45C DR (mid cross)	2	400	1440	24	1644.7	1652.2	1654.0	0	
04	3000	SLC	PQC06 step 16	CP9a: HM in-depth, 1month 45C DR (mid cross)	3	400	1440	20	1644.5	1652.4	1655.5	0	
04	3000	SLC	PQC06 step 16	CP9a: HM in-depth, 1month 45C DR (mid cross)	4	425	1530	16	1678.2	1682.7	1683.9	0	
04	3000	SLC	PQC06 step 16	CP9a: HM in-depth, 1month 45C DR (mid cross)	5	425	1530	16	1678.9	1682.6	1683.8	0	
04	3000	SLC	PQC06 step 16	CP9a: HM in-depth, 1month 45C DR (mid cross)	8	425	1530	12	1679.2	1683.7	1684.3	0	
04	3000	SLC	PQC06 step 17	CP9a: HM in-depth, 1month 45C DR (mid cross)	1	200	720	40	824.1	825.7	826.1	NA	
04	3000	SLC	PQC06 step 17	CP9a: HM in-depth, 1month 45C DR (mid cross)	2	400	1440	24	1643.2	1646.9	1648.3	NA	
04	3000	SLC	PQC06 step 17	CP9a: HM in-depth, 1month 45C DR (mid cross)	3	400	1440	20	1642.8	1647.1	1648.1	NA	
04	3000	SLC	PQC06 step 17	CP9a: HM in-depth, 1month 45C DR (mid cross)	4	425	1530	16	1678.7	1680.2	1681.3	NA	
04	3000	SLC	PQC06 step 17	CP9a: HM in-depth, 1month 45C DR (mid cross)	5	425	1530	16	1677.9	1680.3	1680.9	NA	
04	3000	SLC	PQC06 step 17	CP9a: HM in-depth, 1month 45C DR (mid cross)	8	425	1530	12	1679.1	1682.4	1683.2	NA	
<b>04</b>									>=c(400, 800, 850, 200, 400, 425)	>=c(760, 1520, 1615, 720, 1440, 1530)		==0	

# Throughput Summary

Test									Statistics(MiBps)			
Range	PE_Level	Mode	Test	Step_Type	Density	Min.crit	Ave.crit	SDUT.fun	Minimum. min	Average. min	Average. mean	
01	0	SLC	PQC08 step 45	CP11: HM in-depth, 1 month 45C DR (high cross)	1	200	360	40	823.6	825.0	826.1	
01	0	SLC	PQC08 step 45	CP11: HM in-depth, 1 month 45C DR (high cross)	2	400	720	24	1640.3	1645.4	1647.6	
01	0	SLC	PQC08 step 45	CP11: HM in-depth, 1 month 45C DR (high cross)	3	400	720	20	1639.4	1645.3	1647.5	
01	0	SLC	PQC08 step 45	CP11: HM in-depth, 1 month 45C DR (high cross)	4	425	765	16	1677.8	1679.5	1681.0	
01	0	SLC	PQC08 step 45	CP11: HM in-depth, 1 month 45C DR (high cross)	5	425	765	16	1677.3	1679.8	1680.8	
01	0	SLC	PQC08 step 45	CP11: HM in-depth, 1 month 45C DR (high cross)	8	425	765	12	1678.3	1682.3	1683.4	
01	0	SLC	PQC08 step 50	CP3open: HM Xtemp in depth (12Month HTDR)	1	200	720	40	823.5	825.0	825.9	
01	0	SLC	PQC08 step 50	CP3open: HM Xtemp in depth (12Month HTDR)	2	400	1440	24	1640.1	1645.9	1647.1	
01	0	SLC	PQC08 step 50	CP3open: HM Xtemp in depth (12Month HTDR)	3	400	1440	20	1639.9	1645.6	1647.1	
01	0	SLC	PQC08 step 50	CP3open: HM Xtemp in depth (12Month HTDR)	4	425	1530	16	1676.7	1679.2	1680.2	
01	0	SLC	PQC08 step 50	CP3open: HM Xtemp in depth (12Month HTDR)	5	425	1530	16	1676.3	1679.2	1680.1	
01	0	SLC	PQC08 step 50	CP3open: HM Xtemp in depth (12Month HTDR)	8	425	1530	12	1679.1	1681.7	1682.5	
01	0	SLC	PQC08 step 59	CP3close: HM INDEPTH PROGRAM(12Month HTDR)	1	200	720	40	823.7	825.1	825.9	
01	0	SLC	PQC08 step 59	CP3close: HM INDEPTH PROGRAM(12Month HTDR)	2	400	1440	24	1640.6	1645.4	1647.5	
01	0	SLC	PQC08 step 59	CP3close: HM INDEPTH PROGRAM(12Month HTDR)	3	400	1440	20	1640.6	1646.1	1647.5	
01	0	SLC	PQC08 step 59	CP3close: HM INDEPTH PROGRAM(12Month HTDR)	4	425	1530	16	1676.4	1679.1	1680.5	
01	0	SLC	PQC08 step 59	CP3close: HM INDEPTH PROGRAM(12Month HTDR)	5	425	1530	16	1677.0	1679.0	1680.3	
01	0	SLC	PQC08 step 59	CP3close: HM INDEPTH PROGRAM(12Month HTDR)	8	425	1530	12	1676.7	1681.8	1682.7	
01									>=c(400, 800, 850, 200, 400, 425, 200, 400, 425)	>=c(760, 1520, 1615, 720, 1440, 1530, 360, 720, 765)		

# Throughput Summary

Test									Statistics(MiBps)			
Range	PE_Level	Mode	Test	Step_Type	Density	Min.crit	Ave.crit	SDUT.fun	Minimum. min	Average. min	Average. mean	
02	0	SLC	PQC08 step 45	CP11: HM in-depth, 1 month 45C DR (high cross)	1	200	360	40	824.2	825.0	826.2	
02	0	SLC	PQC08 step 45	CP11: HM in-depth, 1 month 45C DR (high cross)	2	400	720	24	1644.4	1647.2	1648.9	
02	0	SLC	PQC08 step 45	CP11: HM in-depth, 1 month 45C DR (high cross)	3	400	720	20	1644.5	1646.4	1648.5	
02	0	SLC	PQC08 step 45	CP11: HM in-depth, 1 month 45C DR (high cross)	4	425	765	16	1679.0	1680.3	1681.4	
02	0	SLC	PQC08 step 45	CP11: HM in-depth, 1 month 45C DR (high cross)	5	425	765	16	1678.8	1680.4	1681.4	
02	0	SLC	PQC08 step 45	CP11: HM in-depth, 1 month 45C DR (high cross)	8	425	765	12	1679.1	1682.6	1683.5	
02	0	SLC	PQC08 step 50	CP3open: HM Xtemp in depth (12Month HTDR)	1	200	720	40	824.0	825.2	826.0	
02	0	SLC	PQC08 step 50	CP3open: HM Xtemp in depth (12Month HTDR)	2	400	1440	24	1644.4	1647.2	1648.4	
02	0	SLC	PQC08 step 50	CP3open: HM Xtemp in depth (12Month HTDR)	3	400	1440	20	1644.5	1647.1	1648.4	
02	0	SLC	PQC08 step 50	CP3open: HM Xtemp in depth (12Month HTDR)	4	425	1530	16	1678.9	1680.1	1680.9	
02	0	SLC	PQC08 step 50	CP3open: HM Xtemp in depth (12Month HTDR)	5	425	1530	16	1678.1	1679.7	1680.6	
02	0	SLC	PQC08 step 50	CP3open: HM Xtemp in depth (12Month HTDR)	8	425	1530	12	1680.7	1682.3	1683.0	
02	0	SLC	PQC08 step 59	CP3close: HM INDEPTH PROGRAM(12Month HTDR)	1	200	720	40	824.4	825.2	826.0	
02	0	SLC	PQC08 step 59	CP3close: HM INDEPTH PROGRAM(12Month HTDR)	2	400	1440	24	1644.6	1647.0	1648.6	
02	0	SLC	PQC08 step 59	CP3close: HM INDEPTH PROGRAM(12Month HTDR)	3	400	1440	20	1644.7	1646.7	1648.1	
02	0	SLC	PQC08 step 59	CP3close: HM INDEPTH PROGRAM(12Month HTDR)	4	425	1530	16	1678.9	1679.5	1680.9	
02	0	SLC	PQC08 step 59	CP3close: HM INDEPTH PROGRAM(12Month HTDR)	5	425	1530	16	1678.6	1679.9	1680.8	
02	0	SLC	PQC08 step 59	CP3close: HM INDEPTH PROGRAM(12Month HTDR)	8	425	1530	12	1680.6	1682.2	1683.0	
02									>=c(400, 800, 850, 200, 400, 425, 200, 400, 425)	>=c(760, 1520, 1615, 720, 1440, 1530, 360, 720, 765)		

# Throughput Summary

Test									Statistics(MiBps)			
Range	PE_Level	Mode	Test	Step_Type	Density	Min.crit	Ave.crit	SDUT.fun	Minimum. min	Average. min	Average. mean	
03	100000	SLC	PQC08 step 45	CP11: HM in-depth, 1 month 45C DR (high cross)	1	200	360	40	824.2	825.5	826.3	
03	100000	SLC	PQC08 step 45	CP11: HM in-depth, 1 month 45C DR (high cross)	2	400	720	24	1644.0	1646.7	1648.7	
03	100000	SLC	PQC08 step 45	CP11: HM in-depth, 1 month 45C DR (high cross)	3	400	720	20	1643.7	1647.4	1648.9	
03	100000	SLC	PQC08 step 45	CP11: HM in-depth, 1 month 45C DR (high cross)	4	425	765	16	1678.9	1679.9	1681.3	
03	100000	SLC	PQC08 step 45	CP11: HM in-depth, 1 month 45C DR (high cross)	5	425	765	16	1679.2	1680.1	1681.2	
03	100000	SLC	PQC08 step 45	CP11: HM in-depth, 1 month 45C DR (high cross)	8	425	765	12	1677.8	1682.0	1683.5	
03	100000	SLC	PQC08 step 50	CP3open: HM Xtemp in depth (12Month HTDR)	1	200	720	40	824.2	825.5	826.1	
03	100000	SLC	PQC08 step 50	CP3open: HM Xtemp in depth (12Month HTDR)	2	400	1440	24	1644.0	1646.9	1648.2	
03	100000	SLC	PQC08 step 50	CP3open: HM Xtemp in depth (12Month HTDR)	3	400	1440	20	1643.9	1647.0	1648.1	
03	100000	SLC	PQC08 step 50	CP3open: HM Xtemp in depth (12Month HTDR)	4	425	1530	16	1678.8	1680.1	1680.9	
03	100000	SLC	PQC08 step 50	CP3open: HM Xtemp in depth (12Month HTDR)	5	425	1530	16	1678.2	1679.1	1680.5	
03	100000	SLC	PQC08 step 50	CP3open: HM Xtemp in depth (12Month HTDR)	8	425	1530	12	1677.1	1681.3	1682.9	
03	100000	SLC	PQC08 step 59	CP3close: HM INDEPTH PROGRAM(12Month HTDR)	1	200	720	40	824.4	825.2	826.1	
03	100000	SLC	PQC08 step 59	CP3close: HM INDEPTH PROGRAM(12Month HTDR)	2	400	1440	24	1644.9	1646.1	1648.4	
03	100000	SLC	PQC08 step 59	CP3close: HM INDEPTH PROGRAM(12Month HTDR)	3	400	1440	20	1645.3	1646.7	1648.5	
03	100000	SLC	PQC08 step 59	CP3close: HM INDEPTH PROGRAM(12Month HTDR)	4	425	1530	16	1678.8	1680.2	1680.9	
03	100000	SLC	PQC08 step 59	CP3close: HM INDEPTH PROGRAM(12Month HTDR)	5	425	1530	16	1678.4	1679.7	1680.7	
03	100000	SLC	PQC08 step 59	CP3close: HM INDEPTH PROGRAM(12Month HTDR)	8	425	1530	12	1680.3	1682.0	1683.2	
<b>03</b>									>=c(400, 800, 850, 200, 400, 425, 200, 400, 425)	>=c(760, 1520, 1615, 720, 1440, 1530, 360, 720, 765)		

# Throughput Summary

Test									Statistics(MiBps)			
Range	PE_Level	Mode	Test	Step_Type	Density	Min.crit	Ave.crit	SDUT.fun	Minimum. min	Average. min	Average. mean	
04	130000	SLC	PQC08 step 45	CP11: HM in-depth, 1 month 45C DR (high cross)	1	200	360	40	824.3	825.4	826.3	
04	130000	SLC	PQC08 step 45	CP11: HM in-depth, 1 month 45C DR (high cross)	2	400	720	24	1644.1	1646.6	1648.4	
04	130000	SLC	PQC08 step 45	CP11: HM in-depth, 1 month 45C DR (high cross)	3	400	720	20	1643.9	1646.0	1648.5	
04	130000	SLC	PQC08 step 45	CP11: HM in-depth, 1 month 45C DR (high cross)	4	425	765	16	1678.4	1680.0	1681.2	
04	130000	SLC	PQC08 step 45	CP11: HM in-depth, 1 month 45C DR (high cross)	5	425	765	16	1679.1	1679.9	1681.1	
04	130000	SLC	PQC08 step 45	CP11: HM in-depth, 1 month 45C DR (high cross)	8	425	765	12	1678.6	1682.7	1683.4	
04	130000	SLC	PQC08 step 50	CP3open: HM Xtemp in depth (12Month HTDR)	1	200	720	40	824.0	825.1	826.1	
04	130000	SLC	PQC08 step 50	CP3open: HM Xtemp in depth (12Month HTDR)	2	400	1440	24	1643.9	1647.1	1648.4	
04	130000	SLC	PQC08 step 50	CP3open: HM Xtemp in depth (12Month HTDR)	3	400	1440	20	1644.1	1647.3	1648.5	
04	130000	SLC	PQC08 step 50	CP3open: HM Xtemp in depth (12Month HTDR)	4	425	1530	16	1678.1	1679.9	1680.8	
04	130000	SLC	PQC08 step 50	CP3open: HM Xtemp in depth (12Month HTDR)	5	425	1530	16	1678.3	1679.5	1680.5	
04	130000	SLC	PQC08 step 50	CP3open: HM Xtemp in depth (12Month HTDR)	8	425	1530	12	1678.2	1681.5	1682.9	
04	130000	SLC	PQC08 step 59	CP3close: HM INDEPTH PROGRAM(12Month HTDR)	1	200	720	40	824.5	825.2	826.0	
04	130000	SLC	PQC08 step 59	CP3close: HM INDEPTH PROGRAM(12Month HTDR)	2	400	1440	24	1644.6	1647.2	1648.6	
04	130000	SLC	PQC08 step 59	CP3close: HM INDEPTH PROGRAM(12Month HTDR)	3	400	1440	20	1644.6	1646.8	1648.4	
04	130000	SLC	PQC08 step 59	CP3close: HM INDEPTH PROGRAM(12Month HTDR)	4	425	1530	16	1678.4	1679.7	1680.8	
04	130000	SLC	PQC08 step 59	CP3close: HM INDEPTH PROGRAM(12Month HTDR)	5	425	1530	16	1678.4	1679.4	1680.5	
04	130000	SLC	PQC08 step 59	CP3close: HM INDEPTH PROGRAM(12Month HTDR)	8	425	1530	12	1680.0	1681.8	1683.0	
04									>=c(400, 800, 850, 200, 400, 425, 200, 400, 425)	>=c(760, 1520, 1615, 720, 1440, 1530, 360, 720, 765)		

# Throughput Summary

Test									Statistics(MiBps)			
Range	PE_Level	Mode	Test	Step_Type	Density	Min.crit	Ave.crit	SDUT.fun	Minimum. min	Average. min	Average. mean	
05	0	SLC	PQC08 step 12	CP4b: Post Cycling PD HM in depth Xtemp (PARTIAL)	1	200	720	40	822.9	824.7	825.8	
05	0	SLC	PQC08 step 12	CP4b: Post Cycling PD HM in depth Xtemp (PARTIAL)	2	400	1440	24	1639.2	1644.9	1647.3	
05	0	SLC	PQC08 step 12	CP4b: Post Cycling PD HM in depth Xtemp (PARTIAL)	3	400	1440	20	1640.2	1644.0	1646.8	
05	0	SLC	PQC08 step 12	CP4b: Post Cycling PD HM in depth Xtemp (PARTIAL)	4	425	1530	16	1676.8	1678.5	1680.3	
05	0	SLC	PQC08 step 12	CP4b: Post Cycling PD HM in depth Xtemp (PARTIAL)	5	425	1530	16	1676.9	1678.5	1680.3	
05	0	SLC	PQC08 step 12	CP4b: Post Cycling PD HM in depth Xtemp (PARTIAL)	8	425	1530	12	1679.0	1681.0	1682.7	
05	0	SLC	PQC08 step 37	CP5: 250K SPRD HM INDEPTH	1	200	720	40	823.7	825.0	826.0	
05	0	SLC	PQC08 step 37	CP5: 250K SPRD HM INDEPTH	2	400	1440	24	1640.7	1645.8	1647.7	
05	0	SLC	PQC08 step 37	CP5: 250K SPRD HM INDEPTH	3	400	1440	20	1640.4	1645.5	1647.6	
05	0	SLC	PQC08 step 37	CP5: 250K SPRD HM INDEPTH	4	425	1530	16	1676.6	1679.2	1680.5	
05	0	SLC	PQC08 step 37	CP5: 250K SPRD HM INDEPTH	5	425	1530	16	1676.6	1678.8	1680.4	
05	0	SLC	PQC08 step 37	CP5: 250K SPRD HM INDEPTH	8	425	1530	12	1677.6	1681.5	1682.8	
05									>=c(400, 800, 850, 200, 400, 425)	>=c(760, 1520, 1615, 720, 1440, 1530)		

# Throughput Summary

Test									Statistics(MiBps)			
Range	PE_Level	Mode	Test	Step_Type	Density	Min.crit	Ave.crit	SDUT.fun	Minimum. min	Average. min	Average. mean	
06	0	SLC	PQC08 step 12	CP4b: Post Cycling PD HM in depth Xtemp (PARTIAL)	1	200	720	40	824.2	825.1	826.2	
06	0	SLC	PQC08 step 12	CP4b: Post Cycling PD HM in depth Xtemp (PARTIAL)	2	400	1440	24	1643.5	1646.8	1648.7	
06	0	SLC	PQC08 step 12	CP4b: Post Cycling PD HM in depth Xtemp (PARTIAL)	3	400	1440	20	1642.3	1646.6	1648.1	
06	0	SLC	PQC08 step 12	CP4b: Post Cycling PD HM in depth Xtemp (PARTIAL)	4	425	1530	16	1678.3	1679.1	1681.0	
06	0	SLC	PQC08 step 12	CP4b: Post Cycling PD HM in depth Xtemp (PARTIAL)	5	425	1530	16	1678.6	1679.7	1680.8	
06	0	SLC	PQC08 step 12	CP4b: Post Cycling PD HM in depth Xtemp (PARTIAL)	8	425	1530	12	1677.9	1681.8	1683.2	
06	0	SLC	PQC08 step 37	CP5: 250K SPRD HM INDEPTH	1	200	720	40	824.4	825.2	826.2	
06	0	SLC	PQC08 step 37	CP5: 250K SPRD HM INDEPTH	2	400	1440	24	1644.6	1647.3	1648.6	
06	0	SLC	PQC08 step 37	CP5: 250K SPRD HM INDEPTH	3	400	1440	20	1645.2	1647.5	1648.8	
06	0	SLC	PQC08 step 37	CP5: 250K SPRD HM INDEPTH	4	425	1530	16	1678.5	1680.1	1681.2	
06	0	SLC	PQC08 step 37	CP5: 250K SPRD HM INDEPTH	5	425	1530	16	1679.2	1679.7	1680.9	
06	0	SLC	PQC08 step 37	CP5: 250K SPRD HM INDEPTH	8	425	1530	12	1677.5	1682.1	1683.3	
06									>=c(400, 800, 850, 200, 400, 425)	>=c(760, 1520, 1615, 720, 1440, 1530)		

# Throughput Summary

Test									Statistics(MiBps)			
Range	PE_Level	Mode	Test	Step_Type	Density	Min.crit	Ave.crit	SDUT.fun	Minimum. min	Average. min	Average. mean	
07	100000	SLC	PQC08 step 12	CP4b: Post Cycling PD HM in depth Xtemp (PARTIAL)	1	200	720	40	823.8	825.3	826.1	
07	100000	SLC	PQC08 step 12	CP4b: Post Cycling PD HM in depth Xtemp (PARTIAL)	2	400	1440	24	1644.8	1646.3	1648.4	
07	100000	SLC	PQC08 step 12	CP4b: Post Cycling PD HM in depth Xtemp (PARTIAL)	3	400	1440	20	1643.3	1646.1	1648.3	
07	100000	SLC	PQC08 step 12	CP4b: Post Cycling PD HM in depth Xtemp (PARTIAL)	4	425	1530	16	1678.4	1679.2	1681.0	
07	100000	SLC	PQC08 step 12	CP4b: Post Cycling PD HM in depth Xtemp (PARTIAL)	5	425	1530	16	1677.8	1678.5	1680.5	
07	100000	SLC	PQC08 step 12	CP4b: Post Cycling PD HM in depth Xtemp (PARTIAL)	8	425	1530	12	1676.9	1680.9	1682.9	
07	100000	SLC	PQC08 step 37	CP5: 250K SPRD HM INDEPTH	1	200	720	40	824.4	825.2	826.2	
07	100000	SLC	PQC08 step 37	CP5: 250K SPRD HM INDEPTH	2	400	1440	24	1644.8	1647.4	1648.8	
07	100000	SLC	PQC08 step 37	CP5: 250K SPRD HM INDEPTH	3	400	1440	20	1644.7	1646.2	1648.5	
07	100000	SLC	PQC08 step 37	CP5: 250K SPRD HM INDEPTH	4	425	1530	16	1679.1	1679.8	1681.1	
07	100000	SLC	PQC08 step 37	CP5: 250K SPRD HM INDEPTH	5	425	1530	16	1678.7	1679.7	1680.9	
07	100000	SLC	PQC08 step 37	CP5: 250K SPRD HM INDEPTH	8	425	1530	12	1680.6	1682.3	1683.2	
07									>=c(400, 800, 850, 200, 400, 425)	>=c(760, 1520, 1615, 720, 1440, 1530)		

# Throughput Summary

Test									Statistics(MiBps)			
Range	PE_Level	Mode	Test	Step_Type	Density	Min.crit	Ave.crit	SDUT.fun	Minimum. min	Average. min	Average. mean	
08	130000	SLC	PQC08 step 12	CP4b: Post Cycling PD HM in depth Xtemp (PARTIAL)	1	200	720	40	823.9	824.9	826.1	
08	130000	SLC	PQC08 step 12	CP4b: Post Cycling PD HM in depth Xtemp (PARTIAL)	2	400	1440	24	1643.4	1646.4	1648.4	
08	130000	SLC	PQC08 step 12	CP4b: Post Cycling PD HM in depth Xtemp (PARTIAL)	3	400	1440	20	1643.8	1646.4	1648.2	
08	130000	SLC	PQC08 step 12	CP4b: Post Cycling PD HM in depth Xtemp (PARTIAL)	4	425	1530	16	1678.3	1679.1	1681.1	
08	130000	SLC	PQC08 step 12	CP4b: Post Cycling PD HM in depth Xtemp (PARTIAL)	5	425	1530	16	1677.4	1678.9	1680.8	
08	130000	SLC	PQC08 step 12	CP4b: Post Cycling PD HM in depth Xtemp (PARTIAL)	8	425	1530	12	1676.5	1680.0	1682.7	
08	130000	SLC	PQC08 step 37	CP5: 250K SPRD HM INDEPTH	1	200	720	40	824.5	825.0	826.2	
08	130000	SLC	PQC08 step 37	CP5: 250K SPRD HM INDEPTH	2	400	1440	24	1644.5	1647.3	1648.7	
08	130000	SLC	PQC08 step 37	CP5: 250K SPRD HM INDEPTH	3	400	1440	20	1644.1	1647.0	1648.8	
08	130000	SLC	PQC08 step 37	CP5: 250K SPRD HM INDEPTH	4	425	1530	16	1678.7	1679.4	1681.2	
08	130000	SLC	PQC08 step 37	CP5: 250K SPRD HM INDEPTH	5	425	1530	16	1678.6	1680.1	1681.0	
08	130000	SLC	PQC08 step 37	CP5: 250K SPRD HM INDEPTH	8	425	1530	12	1679.4	1681.7	1683.4	
<b>08</b>									>=c(400, 800, 850, 200, 400, 425)	>=c(760, 1520, 1615, 720, 1440, 1530)		

# Throughput Summary

Test									Statistics(MiBps)			
Range	PE_Level	Mode	Test	Step_Type	Density	Min.crit	Ave.crit	SDUT.fun	Minimum. min	Average. min	Average. mean	
09	0	SLC	PQC08 step 53	CP4aopen:health monitor X temp low (12Month HTDR)	1	200	720	40	823.6	824.8	825.9	
09	0	SLC	PQC08 step 53	CP4aopen:health monitor X temp low (12Month HTDR)	2	400	1440	24	1639.9	1645.2	1647.2	
09	0	SLC	PQC08 step 53	CP4aopen:health monitor X temp low (12Month HTDR)	3	400	1440	20	1639.6	1645.3	1647.1	
09	0	SLC	PQC08 step 53	CP4aopen:health monitor X temp low (12Month HTDR)	4	425	1530	16	1676.5	1679.5	1680.3	
09	0	SLC	PQC08 step 53	CP4aopen:health monitor X temp low (12Month HTDR)	5	425	1530	16	1676.6	1678.9	1680.1	
09	0	SLC	PQC08 step 53	CP4aopen:health monitor X temp low (12Month HTDR)	8	425	1530	12	1673.5	1679.8	1682.6	
09	0	SLC	PQC08 step 62	CP4aclose: HM Xtemp in depth (12Month HTDR)	1	200	720	40	823.7	824.9	825.9	
09	0	SLC	PQC08 step 62	CP4aclose: HM Xtemp in depth (12Month HTDR)	2	400	1440	24	1640.5	1645.7	1647.3	
09	0	SLC	PQC08 step 62	CP4aclose: HM Xtemp in depth (12Month HTDR)	3	400	1440	20	1639.2	1645.1	1647.3	
09	0	SLC	PQC08 step 62	CP4aclose: HM Xtemp in depth (12Month HTDR)	4	425	1530	16	1677.1	1679.2	1680.5	
09	0	SLC	PQC08 step 62	CP4aclose: HM Xtemp in depth (12Month HTDR)	5	425	1530	16	1676.6	1678.8	1680.2	
09	0	SLC	PQC08 step 62	CP4aclose: HM Xtemp in depth (12Month HTDR)	8	425	1530	12	1679.2	1681.3	1682.6	
09									>=c(400, 800, 850, 200, 400, 425)	>=c(760, 1520, 1615, 720, 1440, 1530)		

# Throughput Summary

Test									Statistics(MiBps)			
Range	PE_Level	Mode	Test	Step_Type	Density	Min.crit	Ave.crit	SDUT.fun	Minimum. min	Average. min	Average. mean	
10	0	SLC	PQC08 step 53	CP4aopen:health monitor X temp low (12Month HTDR)	1	200	720	40	824.2	825.3	826.1	
10	0	SLC	PQC08 step 53	CP4aopen:health monitor X temp low (12Month HTDR)	2	400	1440	24	1644.3	1647.0	1648.5	
10	0	SLC	PQC08 step 53	CP4aopen:health monitor X temp low (12Month HTDR)	3	400	1440	20	1643.8	1646.7	1648.1	
10	0	SLC	PQC08 step 53	CP4aopen:health monitor X temp low (12Month HTDR)	4	425	1530	16	1679.0	1679.4	1680.8	
10	0	SLC	PQC08 step 53	CP4aopen:health monitor X temp low (12Month HTDR)	5	425	1530	16	1678.5	1679.4	1680.6	
10	0	SLC	PQC08 step 53	CP4aopen:health monitor X temp low (12Month HTDR)	8	425	1530	12	1680.2	1681.2	1683.0	
10	0	SLC	PQC08 step 62	CP4aclose: HM Xtemp in depth (12Month HTDR)	1	200	720	40	824.4	825.3	826.0	
10	0	SLC	PQC08 step 62	CP4aclose: HM Xtemp in depth (12Month HTDR)	2	400	1440	24	1645.0	1646.7	1648.4	
10	0	SLC	PQC08 step 62	CP4aclose: HM Xtemp in depth (12Month HTDR)	3	400	1440	20	1643.9	1646.2	1648.1	
10	0	SLC	PQC08 step 62	CP4aclose: HM Xtemp in depth (12Month HTDR)	4	425	1530	16	1678.4	1679.6	1680.8	
10	0	SLC	PQC08 step 62	CP4aclose: HM Xtemp in depth (12Month HTDR)	5	425	1530	16	1678.5	1679.6	1680.6	
10	0	SLC	PQC08 step 62	CP4aclose: HM Xtemp in depth (12Month HTDR)	8	425	1530	12	1676.7	1681.0	1682.8	
10									>=c(400, 800, 850, 200, 400, 425)	>=c(760, 1520, 1615, 720, 1440, 1530)		

# Throughput Summary

Test									Statistics(MiBps)			
Range	PE_Level	Mode	Test	Step_Type	Density	Min.crit	Ave.crit	SDUT.fun	Minimum. min	Average. min	Average. mean	
11	10000	SLC	PQC08 step 53	CP4aopen:health monitor X temp low (12Month HTDR)	1	200	720	40	824.3	825.1	826.0	
11	10000	SLC	PQC08 step 53	CP4aopen:health monitor X temp low (12Month HTDR)	2	400	1440	24	1643.8	1646.7	1648.4	
11	10000	SLC	PQC08 step 53	CP4aopen:health monitor X temp low (12Month HTDR)	3	400	1440	20	1643.7	1646.4	1648.1	
11	10000	SLC	PQC08 step 53	CP4aopen:health monitor X temp low (12Month HTDR)	4	425	1530	16	1678.6	1679.8	1680.9	
11	10000	SLC	PQC08 step 53	CP4aopen:health monitor X temp low (12Month HTDR)	5	425	1530	16	1678.5	1680.0	1680.6	
11	10000	SLC	PQC08 step 53	CP4aopen:health monitor X temp low (12Month HTDR)	8	425	1530	12	1679.4	1682.2	1683.2	
11	10000	SLC	PQC08 step 62	CP4aclose: HM Xtemp in depth (12Month HTDR)	1	200	720	40	824.4	825.3	826.0	
11	10000	SLC	PQC08 step 62	CP4aclose: HM Xtemp in depth (12Month HTDR)	2	400	1440	24	1644.1	1647.0	1648.3	
11	10000	SLC	PQC08 step 62	CP4aclose: HM Xtemp in depth (12Month HTDR)	3	400	1440	20	1644.8	1647.2	1648.4	
11	10000	SLC	PQC08 step 62	CP4aclose: HM Xtemp in depth (12Month HTDR)	4	425	1530	16	1678.7	1679.7	1680.7	
11	10000	SLC	PQC08 step 62	CP4aclose: HM Xtemp in depth (12Month HTDR)	5	425	1530	16	1678.4	1679.7	1680.7	
11	10000	SLC	PQC08 step 62	CP4aclose: HM Xtemp in depth (12Month HTDR)	8	425	1530	12	1677.7	1681.8	1682.8	
11									>=c(400, 800, 850, 200, 400, 425)	>=c(760, 1520, 1615, 720, 1440, 1530)		

# Throughput Summary

Test									Statistics(MiBps)			
Range	PE_Level	Mode	Test	Step_Type	Density	Min.crit	Ave.crit	SDUT.fun	Minimum. min	Average. min	Average. mean	
12	13000	SLC	PQC08 step 53	CP4aopen:health monitor X temp low (12Month HTDR)	1	200	720	40	824.2	825.2	826.1	
12	13000	SLC	PQC08 step 53	CP4aopen:health monitor X temp low (12Month HTDR)	2	400	1440	24	1644.2	1646.0	1648.1	
12	13000	SLC	PQC08 step 53	CP4aopen:health monitor X temp low (12Month HTDR)	3	400	1440	20	1643.7	1646.5	1648.1	
12	13000	SLC	PQC08 step 53	CP4aopen:health monitor X temp low (12Month HTDR)	4	425	1530	16	1678.8	1679.9	1680.8	
12	13000	SLC	PQC08 step 53	CP4aopen:health monitor X temp low (12Month HTDR)	5	425	1530	16	1678.4	1679.3	1680.6	
12	13000	SLC	PQC08 step 53	CP4aopen:health monitor X temp low (12Month HTDR)	8	425	1530	12	1674.7	1680.6	1682.8	
12	13000	SLC	PQC08 step 62	CP4aclose: HM Xtemp in depth (12Month HTDR)	1	200	720	40	824.0	825.3	826.1	
12	13000	SLC	PQC08 step 62	CP4aclose: HM Xtemp in depth (12Month HTDR)	2	400	1440	24	1644.7	1646.3	1648.1	
12	13000	SLC	PQC08 step 62	CP4aclose: HM Xtemp in depth (12Month HTDR)	3	400	1440	20	1644.7	1646.8	1648.2	
12	13000	SLC	PQC08 step 62	CP4aclose: HM Xtemp in depth (12Month HTDR)	4	425	1530	16	1678.5	1679.7	1681.0	
12	13000	SLC	PQC08 step 62	CP4aclose: HM Xtemp in depth (12Month HTDR)	5	425	1530	16	1678.3	1679.6	1680.7	
12	13000	SLC	PQC08 step 62	CP4aclose: HM Xtemp in depth (12Month HTDR)	8	425	1530	12	1674.5	1681.4	1682.6	
12									>=c(400, 800, 850, 200, 400, 425)	>=c(760, 1520, 1615, 720, 1440, 1530)		

# Throughput Summary

Test									Statistics(MiBps)				
Range	PE_Level	Mode	Test	Step_Type	Density	Min.crit	Ave.crit	SDUT.fu	Minimu	Average.	Average.	Status.m	
								n	m.min	min	mean	ax	
01	10000	SLC	PQC10 step 19	CP8: HM in-depth, 3month 45C DR (mid cross)	1	200	720	40	823.8	827.5	828.3	0	
01	10000	SLC	PQC10 step 19	CP8: HM in-depth, 3month 45C DR (mid cross)	2	400	1440	24	1640.7	1653.0	1655.1	0	
01	10000	SLC	PQC10 step 19	CP8: HM in-depth, 3month 45C DR (mid cross)	3	400	1440	20	1640.9	1652.7	1655.1	0	
01	10000	SLC	PQC10 step 19	CP8: HM in-depth, 3month 45C DR (mid cross)	4	425	1530	16	1678.2	1683.3	1684.8	0	
01	10000	SLC	PQC10 step 19	CP8: HM in-depth, 3month 45C DR (mid cross)	5	425	1530	16	1677.4	1682.8	1684.4	0	
01	10000	SLC	PQC10 step 19	CP8: HM in-depth, 3month 45C DR (mid cross)	8	425	1530	12	1673.6	1683.7	1685.0	0	
01									>=c(400, 800, 850, 200, 400, 425)	>=c(760, 1520, 1615, 720, 1440, 1530)			==0

# Throughput Summary

Test									Statistics(MiBps)				
Range	PE_Level	Mode	Test	Step_Type	Density	Min.crit	Ave.crit	SDUT.fu	Minimu	Average.	Average.	Status.m	
								n	m.min	min	mean	ax	
02	100000	SLC	PQC10 step 13	CP9c: HM in-depth, 1month 35C DR (mid cross)	1	200	720	40	823.6	827.5	828.4	0	
02	100000	SLC	PQC10 step 13	CP9c: HM in-depth, 1month 35C DR (mid cross)	2	400	1440	24	1641.0	1652.9	1655.1	0	
02	100000	SLC	PQC10 step 13	CP9c: HM in-depth, 1month 35C DR (mid cross)	3	400	1440	20	1641.1	1652.5	1654.8	0	
02	100000	SLC	PQC10 step 13	CP9c: HM in-depth, 1month 35C DR (mid cross)	4	425	1530	16	1678.1	1683.3	1684.5	0	
02	100000	SLC	PQC10 step 13	CP9c: HM in-depth, 1month 35C DR (mid cross)	5	425	1530	16	1677.6	1682.8	1684.1	0	
02	100000	SLC	PQC10 step 13	CP9c: HM in-depth, 1month 35C DR (mid cross)	8	425	1530	12	1676.1	1684.0	1684.8	0	
02	100000	SLC	PQC10 step 16	CP9a: HM in-depth, 1month 45C DR (mid cross)	1	200	720	40	823.8	827.6	828.3	0	
02	100000	SLC	PQC10 step 16	CP9a: HM in-depth, 1month 45C DR (mid cross)	2	400	1440	24	1641.1	1652.8	1654.5	0	
02	100000	SLC	PQC10 step 16	CP9a: HM in-depth, 1month 45C DR (mid cross)	3	400	1440	20	1641.0	1652.7	1654.2	0	
02	100000	SLC	PQC10 step 16	CP9a: HM in-depth, 1month 45C DR (mid cross)	4	425	1530	16	1676.7	1683.0	1684.2	0	
02	100000	SLC	PQC10 step 16	CP9a: HM in-depth, 1month 45C DR (mid cross)	5	425	1530	16	1677.4	1682.6	1683.8	0	
02	100000	SLC	PQC10 step 16	CP9a: HM in-depth, 1month 45C DR (mid cross)	8	425	1530	12	1677.6	1683.9	1684.8	0	
02									>=c(400, 800, 850, 200, 400, 425)	>=c(760, 1520, 1615, 720, 1440, 1530)		==0	

## *Read Cache Throughput*

# RCThroughput Summary

Test									Statistics(CacheMiBps)			
Range	PE_Level	Mode	Test	Step_Type	Density	Min.crit	Ave.crit	SDUT.fun	Minimum. min	Average. min	Average. mean	
01	300	TLC	PQC06 step 19	CP 8: HM in-depth, 3month 45C DR (mid cross)	1	140	504	40	593.0	595.9	601.0	
01	300	TLC	PQC06 step 19	CP 8: HM in-depth, 3month 45C DR (mid cross)	2	280	1000	24	1187.1	1191.3	1197.1	
01	300	TLC	PQC06 step 19	CP 8: HM in-depth, 3month 45C DR (mid cross)	3	280	1000	20	1171.5	1177.2	1189.0	
01	300	TLC	PQC06 step 19	CP 8: HM in-depth, 3month 45C DR (mid cross)	4	425	1530	16	1677.0	1681.8	1683.6	
01	300	TLC	PQC06 step 19	CP 8: HM in-depth, 3month 45C DR (mid cross)	5	425	1530	16	1676.7	1681.8	1683.6	
01	300	TLC	PQC06 step 19	CP 8: HM in-depth, 3month 45C DR (mid cross)	8	425	1530	12	1678.1	1681.2	1683.3	
01									>=c(280, 560, 850, 140, 280, 425)	>=c(530, 1060, 1615, 504, 1000, 1530)		

# RCThroughput Summary

Test									Statistics(CacheMiBps)			
Range	PE_Level	Mode	Test	Step_Type	Density	Min.crit	Ave.crit	SDUT.fun	Minimum. min	Average. min	Average. mean	
02	3000	TLC	PQC06 step 13	CP9c: HM in-depth, 1month 35C DR (mid cross)	1	140	504	40	595.4	596.7	601.6	
02	3000	TLC	PQC06 step 13	CP9c: HM in-depth, 1month 35C DR (mid cross)	2	280	1000	24	1191.2	1191.3	1198.3	
02	3000	TLC	PQC06 step 13	CP9c: HM in-depth, 1month 35C DR (mid cross)	3	280	1000	20	1178.6	1179.0	1190.3	
02	3000	TLC	PQC06 step 13	CP9c: HM in-depth, 1month 35C DR (mid cross)	4	425	1530	16	1682.0	1683.4	1685.5	
02	3000	TLC	PQC06 step 13	CP9c: HM in-depth, 1month 35C DR (mid cross)	5	425	1530	16	1681.7	1683.4	1685.2	
02	3000	TLC	PQC06 step 13	CP9c: HM in-depth, 1month 35C DR (mid cross)	8	425	1530	12	1679.8	1682.4	1684.2	
02	3000	TLC	PQC06 step 16	CP9a: HM in-depth, 1month 45C DR (mid cross)	1	140	504	40	593.1	596.1	601.2	
02	3000	TLC	PQC06 step 16	CP9a: HM in-depth, 1month 45C DR (mid cross)	2	280	1000	24	1190.0	1191.3	1197.7	
02	3000	TLC	PQC06 step 16	CP9a: HM in-depth, 1month 45C DR (mid cross)	3	280	1000	20	1175.2	1178.1	1189.9	
02	3000	TLC	PQC06 step 16	CP9a: HM in-depth, 1month 45C DR (mid cross)	4	425	1530	16	1678.0	1681.2	1684.0	
02	3000	TLC	PQC06 step 16	CP9a: HM in-depth, 1month 45C DR (mid cross)	5	425	1530	16	1678.5	1680.9	1683.9	
02	3000	TLC	PQC06 step 16	CP9a: HM in-depth, 1month 45C DR (mid cross)	8	425	1530	12	1677.3	1681.0	1683.1	
02									>=c(280, 560, 850, 140, 280, 425)	>=c(530, 1060, 1615, 504, 1000, 1530)		

# RCThroughput Summary

Test									Statistics(CacheMiBps)			
Range	PE_Level	Mode	Test	Step_Type	Density	Min.crit	Ave.crit	SDUT.fun	Minimum. min	Average. min	Average. mean	
03	300	SLC	PQC06 step 19	CP 8: HM in-depth, 3month 45C DR (mid cross)	1	200	720	40	828.5	828.7	829.1	
03	300	SLC	PQC06 step 19	CP 8: HM in-depth, 3month 45C DR (mid cross)	2	400	1440	24	1655.8	1656.6	1657.4	
03	300	SLC	PQC06 step 19	CP 8: HM in-depth, 3month 45C DR (mid cross)	3	400	1440	20	1643.0	1653.8	1657.1	
03	300	SLC	PQC06 step 19	CP 8: HM in-depth, 3month 45C DR (mid cross)	4	425	1530	16	1684.4	1684.6	1685.3	
03	300	SLC	PQC06 step 19	CP 8: HM in-depth, 3month 45C DR (mid cross)	5	425	1530	16	1683.9	1684.2	1685.1	
03	300	SLC	PQC06 step 19	CP 8: HM in-depth, 3month 45C DR (mid cross)	8	425	1530	12	1684.2	1684.8	1685.5	
03									>=c(400, 800, 850, 200, 400, 425)	>=c(760, 1520, 1615, 720, 1440, 1530)		

# RCThroughput Summary

Test									Statistics(CacheMiBps)			
Range	PE_Level	Mode	Test	Step_Type	Density	Min.crit	Ave.crit	SDUT.fun	Minimum. min	Average. min	Average. mean	
04	3000	SLC	PQC06 step 13	CP9c: HM in-depth, 1month 35C DR (mid cross)	1	200	720	40	828.4	828.8	829.1	
04	3000	SLC	PQC06 step 13	CP9c: HM in-depth, 1month 35C DR (mid cross)	2	400	1440	24	1655.7	1656.6	1657.4	
04	3000	SLC	PQC06 step 13	CP9c: HM in-depth, 1month 35C DR (mid cross)	3	400	1440	20	1655.9	1656.7	1657.4	
04	3000	SLC	PQC06 step 13	CP9c: HM in-depth, 1month 35C DR (mid cross)	4	425	1530	16	1684.3	1684.6	1685.3	
04	3000	SLC	PQC06 step 13	CP9c: HM in-depth, 1month 35C DR (mid cross)	5	425	1530	16	1684.0	1684.3	1685.0	
04	3000	SLC	PQC06 step 13	CP9c: HM in-depth, 1month 35C DR (mid cross)	8	425	1530	12	1682.0	1684.6	1685.4	
04	3000	SLC	PQC06 step 16	CP9a: HM in-depth, 1month 45C DR (mid cross)	1	200	720	40	828.5	828.6	829.1	
04	3000	SLC	PQC06 step 16	CP9a: HM in-depth, 1month 45C DR (mid cross)	2	400	1440	24	1656.3	1656.6	1657.4	
04	3000	SLC	PQC06 step 16	CP9a: HM in-depth, 1month 45C DR (mid cross)	3	400	1440	20	1656.2	1656.6	1657.3	
04	3000	SLC	PQC06 step 16	CP9a: HM in-depth, 1month 45C DR (mid cross)	4	425	1530	16	1684.6	1684.8	1685.3	
04	3000	SLC	PQC06 step 16	CP9a: HM in-depth, 1month 45C DR (mid cross)	5	425	1530	16	1684.3	1684.5	1685.1	
04	3000	SLC	PQC06 step 16	CP9a: HM in-depth, 1month 45C DR (mid cross)	8	425	1530	12	1683.5	1684.7	1685.4	
04									>=c(400, 800, 850, 200, 400, 425)	>=c(760, 1520, 1615, 720, 1440, 1530)		

# RCThroughput Summary

Test									Statistics(CacheMiBps)			
Range	PE_Level	Mode	Test	Step_Type	Density	Min.crit	Ave.crit	SDUT.fun	Minimum. min	Average. min	Average. mean	
01	10000	SLC	PQC10 step 19	CP8: HM in-depth, 3month 45C DR (mid cross)	1	200	720	40	829.0	829.2	829.5	
01	10000	SLC	PQC10 step 19	CP8: HM in-depth, 3month 45C DR (mid cross)	2	400	1440	24	1657.0	1657.8	1658.3	
01	10000	SLC	PQC10 step 19	CP8: HM in-depth, 3month 45C DR (mid cross)	3	400	1440	20	1657.0	1657.5	1658.2	
01	10000	SLC	PQC10 step 19	CP8: HM in-depth, 3month 45C DR (mid cross)	4	425	1530	16	1684.8	1685.0	1685.9	
01	10000	SLC	PQC10 step 19	CP8: HM in-depth, 3month 45C DR (mid cross)	5	425	1530	16	1684.3	1684.9	1685.6	
01	10000	SLC	PQC10 step 19	CP8: HM in-depth, 3month 45C DR (mid cross)	8	425	1530	12	1684.0	1684.4	1685.9	
01									>=c(400, 800, 850, 200, 400, 425)	>=c(760, 1520, 1615, 720, 1440, 1530)		

# RCThroughput Summary

Test									Statistics(CacheMiBps)			
Range	PE_Level	Mode	Test	Step_Type	Density	Min.crit	Ave.crit	SDUT.fun	Minimum. min	Average. min	Average. mean	
02	100000	SLC	PQC10 step 13	CP9c: HM in-depth, 1month 35C DR (mid cross)	1	200	720	40	829.0	829.2	829.4	
02	100000	SLC	PQC10 step 13	CP9c: HM in-depth, 1month 35C DR (mid cross)	2	400	1440	24	1656.9	1657.6	1658.0	
02	100000	SLC	PQC10 step 13	CP9c: HM in-depth, 1month 35C DR (mid cross)	3	400	1440	20	1656.8	1657.6	1658.1	
02	100000	SLC	PQC10 step 13	CP9c: HM in-depth, 1month 35C DR (mid cross)	4	425	1530	16	1684.8	1685.2	1685.7	
02	100000	SLC	PQC10 step 13	CP9c: HM in-depth, 1month 35C DR (mid cross)	5	425	1530	16	1684.3	1684.7	1685.4	
02	100000	SLC	PQC10 step 13	CP9c: HM in-depth, 1month 35C DR (mid cross)	8	425	1530	12	1684.6	1685.0	1685.6	
02	100000	SLC	PQC10 step 16	CP9a: HM in-depth, 1month 45C DR (mid cross)	1	200	720	40	829.0	829.2	829.4	
02	100000	SLC	PQC10 step 16	CP9a: HM in-depth, 1month 45C DR (mid cross)	2	400	1440	24	1657.0	1657.7	1658.1	
02	100000	SLC	PQC10 step 16	CP9a: HM in-depth, 1month 45C DR (mid cross)	3	400	1440	20	1656.9	1657.6	1658.1	
02	100000	SLC	PQC10 step 16	CP9a: HM in-depth, 1month 45C DR (mid cross)	4	425	1530	16	1684.7	1684.9	1685.7	
02	100000	SLC	PQC10 step 16	CP9a: HM in-depth, 1month 45C DR (mid cross)	5	425	1530	16	1684.2	1684.6	1685.5	
02	100000	SLC	PQC10 step 16	CP9a: HM in-depth, 1month 45C DR (mid cross)	8	425	1530	12	1683.8	1684.8	1685.7	
02									>=c(400, 800, 850, 200, 400, 425)	>=c(760, 1520, 1615, 720, 1440, 1530)		

## *Random Read Throughput*

# RRThroughput Summary

Test									Statistics(kIOPs)			
Range	PE_Level	Mode	Test	Step_Type	Density	Min.crit	Ave.crit	SDUT.fun	Minimum. min	Average. min	Average. mean	
01	2000	TLC	PQC04 step 45	CP11: HM INDEPTH 1month45C DR(high cross)	1	8	13	40	29.49	30.84	35.02	
01	2000	TLC	PQC04 step 45	CP11: HM INDEPTH 1month45C DR(high cross)	2	16	25	24	62.27	63.17	69.31	
01	2000	TLC	PQC04 step 45	CP11: HM INDEPTH 1month45C DR(high cross)	3	16	25	20	85.86	90.71	101.81	
01	2000	TLC	PQC04 step 45	CP11: HM INDEPTH 1month45C DR(high cross)	4	31	49	16	119.85	123.74	133.03	
01	2000	TLC	PQC04 step 45	CP11: HM INDEPTH 1month45C DR(high cross)	5	31	49	16	150.68	152.46	160.35	
01	2000	TLC	PQC04 step 45	CP11: HM INDEPTH 1month45C DR(high cross)	8	53	82	12	192.41	211.76	226.38	
01	2000	TLC	PQC04 step 50	CP3aopen: HM Xtemp in depth (12Month HTDR)	1	8	26	40	24.18	27.81	31.36	
01	2000	TLC	PQC04 step 50	CP3aopen: HM Xtemp in depth (12Month HTDR)	2	16	50	24	42.83	56.12	60.84	
01	2000	TLC	PQC04 step 50	CP3aopen: HM Xtemp in depth (12Month HTDR)	3	16	50	20	65.26	83.05	88.02	
01	2000	TLC	PQC04 step 50	CP3aopen: HM Xtemp in depth (12Month HTDR)	4	31	99	16	103.19	109.16	115.27	
01	2000	TLC	PQC04 step 50	CP3aopen: HM Xtemp in depth (12Month HTDR)	5	31	99	16	102.76	133.48	138.08	
01	2000	TLC	PQC04 step 50	CP3aopen: HM Xtemp in depth (12Month HTDR)	8	53	165	12	130.73	191.85	197.53	
01	2000	TLC	PQC04 step 59	CP3close: HM INDEPTH PROGRAM(12Month HTDR)	1	8	26	40	22.42	26.34	31.60	
01	2000	TLC	PQC04 step 59	CP3close: HM INDEPTH PROGRAM(12Month HTDR)	2	16	50	24	53.16	59.08	62.00	
01	2000	TLC	PQC04 step 59	CP3close: HM INDEPTH PROGRAM(12Month HTDR)	3	16	50	20	75.52	87.56	90.78	
01	2000	TLC	PQC04 step 59	CP3close: HM INDEPTH PROGRAM(12Month HTDR)	4	31	99	16	104.30	115.27	119.64	
01	2000	TLC	PQC04 step 59	CP3close: HM INDEPTH PROGRAM(12Month HTDR)	5	31	99	16	122.14	139.71	142.94	
01	2000	TLC	PQC04 step 59	CP3close: HM INDEPTH PROGRAM(12Month HTDR)	8	53	165	12	156.53	196.45	202.77	
01									>=c(18, 34, 67, 115, 8, 16, 31, 53, 8, 16, 31, 53)	>=c(32, 62, 120, 200, 26, 50, 99, 165, 13, 25, 49, 82)		

# RRThroughput Summary

Test									Statistics(kIOPs)			
Range	PE_Level	Mode	Test	Step_Type	Density	Min.crit	Ave.crit	SDUT.fun	Minimum. min	Average. min	Average. mean	
02	3000	TLC	PQC04 step 45	CP11: HM INDEPTH 1month45C DR(high cross)	1	8	13	40	29.87	31.51	34.48	
02	3000	TLC	PQC04 step 45	CP11: HM INDEPTH 1month45C DR(high cross)	2	16	25	24	61.96	63.16	67.39	
02	3000	TLC	PQC04 step 45	CP11: HM INDEPTH 1month45C DR(high cross)	3	16	25	20	83.18	90.24	98.70	
02	3000	TLC	PQC04 step 45	CP11: HM INDEPTH 1month45C DR(high cross)	4	31	49	16	118.54	121.67	129.37	
02	3000	TLC	PQC04 step 45	CP11: HM INDEPTH 1month45C DR(high cross)	5	31	49	16	141.49	147.58	153.77	
02	3000	TLC	PQC04 step 45	CP11: HM INDEPTH 1month45C DR(high cross)	8	53	82	12	200.80	211.81	222.35	
02	3000	TLC	PQC04 step 50	CP3aopen: HM Xtemp in depth (12Month HTDR)	1	8	26	40	25.43	25.54	31.39	
02	3000	TLC	PQC04 step 50	CP3aopen: HM Xtemp in depth (12Month HTDR)	2	16	50	24	52.26	56.52	62.04	
02	3000	TLC	PQC04 step 50	CP3aopen: HM Xtemp in depth (12Month HTDR)	3	16	50	20	72.57	76.23	89.94	
02	3000	TLC	PQC04 step 50	CP3aopen: HM Xtemp in depth (12Month HTDR)	4	31	99	16	110.06	114.74	120.49	
02	3000	TLC	PQC04 step 50	CP3aopen: HM Xtemp in depth (12Month HTDR)	5	31	99	16	131.16	138.39	144.02	
02	3000	TLC	PQC04 step 50	CP3aopen: HM Xtemp in depth (12Month HTDR)	8	53	165	12	173.51	185.37	202.67	
02	3000	TLC	PQC04 step 59	CP3close: HM INDEPTH PROGRAM(12Month HTDR)	1	8	26	40	24.29	25.99	31.42	
02	3000	TLC	PQC04 step 59	CP3close: HM INDEPTH PROGRAM(12Month HTDR)	2	16	50	24	53.55	56.53	62.04	
02	3000	TLC	PQC04 step 59	CP3close: HM INDEPTH PROGRAM(12Month HTDR)	3	16	50	20	76.00	78.45	90.83	
02	3000	TLC	PQC04 step 59	CP3close: HM INDEPTH PROGRAM(12Month HTDR)	4	31	99	16	109.18	115.39	121.15	
02	3000	TLC	PQC04 step 59	CP3close: HM INDEPTH PROGRAM(12Month HTDR)	5	31	99	16	137.60	143.10	146.02	
02	3000	TLC	PQC04 step 59	CP3close: HM INDEPTH PROGRAM(12Month HTDR)	8	53	165	12	186.79	194.24	206.80	
02									>=c(18, 34, 67, 115, 8, 16, 31, 53, 8, 16, 31, 53)	>=c(32, 62, 120, 200, 26, 50, 99, 165, 13, 25, 49, 82)		

# RRThroughput Summary

Test									Statistics(kIOPs)			
Range	PE_Level	Mode	Test	Step_Type	Density	Min.crit	Ave.crit	SDUT.fun	Minimum. min	Average. min	Average. mean	
03	3500	TLC	PQC04 step 45	CP11: HM INDEPTH 1month45C DR(high cross)	1	8	13	40	31.30	31.82	33.40	
03	3500	TLC	PQC04 step 45	CP11: HM INDEPTH 1month45C DR(high cross)	2	16	25	24	58.18	62.02	64.86	
03	3500	TLC	PQC04 step 45	CP11: HM INDEPTH 1month45C DR(high cross)	3	16	25	20	88.93	91.23	95.43	
03	3500	TLC	PQC04 step 45	CP11: HM INDEPTH 1month45C DR(high cross)	4	31	49	16	116.40	122.26	126.73	
03	3500	TLC	PQC04 step 45	CP11: HM INDEPTH 1month45C DR(high cross)	5	31	49	16	141.47	146.12	152.10	
03	3500	TLC	PQC04 step 45	CP11: HM INDEPTH 1month45C DR(high cross)	8	53	82	12	197.62	211.59	217.80	
03	3500	TLC	PQC04 step 50	CP3aopen: HM Xtemp in depth (12Month HTDR)	1	8	26	40	22.19	23.45	30.34	
03	3500	TLC	PQC04 step 50	CP3aopen: HM Xtemp in depth (12Month HTDR)	2	16	50	24	46.75	50.55	58.37	
03	3500	TLC	PQC04 step 50	CP3aopen: HM Xtemp in depth (12Month HTDR)	3	16	50	20	65.62	72.33	86.23	
03	3500	TLC	PQC04 step 50	CP3aopen: HM Xtemp in depth (12Month HTDR)	4	31	99	16	101.68	104.75	116.89	
03	3500	TLC	PQC04 step 50	CP3aopen: HM Xtemp in depth (12Month HTDR)	5	31	99	16	116.66	129.89	139.12	
03	3500	TLC	PQC04 step 50	CP3aopen: HM Xtemp in depth (12Month HTDR)	8	53	165	12	134.92	159.76	188.85	
03	3500	TLC	PQC04 step 59	CP3close: HM INDEPTH PROGRAM(12Month HTDR)	1	8	26	40	22.22	24.04	30.43	
03	3500	TLC	PQC04 step 59	CP3close: HM INDEPTH PROGRAM(12Month HTDR)	2	16	50	24	47.99	49.73	58.58	
03	3500	TLC	PQC04 step 59	CP3close: HM INDEPTH PROGRAM(12Month HTDR)	3	16	50	20	67.03	71.69	87.45	
03	3500	TLC	PQC04 step 59	CP3close: HM INDEPTH PROGRAM(12Month HTDR)	4	31	99	16	103.04	107.24	117.65	
03	3500	TLC	PQC04 step 59	CP3close: HM INDEPTH PROGRAM(12Month HTDR)	5	31	99	16	125.70	132.16	142.04	
03	3500	TLC	PQC04 step 59	CP3close: HM INDEPTH PROGRAM(12Month HTDR)	8	53	165	12	161.09	168.14	194.12	
03									>=c(18, 34, 67, 115, 8, 16, 31, 53, 8, 16, 31, 53)	>=c(32, 62, 120, 200, 26, 50, 99, 165, 13, 25, 49, 82)		

# RRThroughput Summary

Test										Statistics(kIOPs)		
Range	PE_Level	Mode	Test	Step_Type	Density	Min.crit	Ave.crit	SDUT.fun	Minimum. min	Average. min	Average. mean	
04	4000	TLC	PQC04 step 45	CP11: HM INDEPTH 1month45C DR(high cross)	1	8	13	40	30.92	31.62	33.46	
04	4000	TLC	PQC04 step 45	CP11: HM INDEPTH 1month45C DR(high cross)	2	16	25	24	61.40	62.76	65.48	
04	4000	TLC	PQC04 step 45	CP11: HM INDEPTH 1month45C DR(high cross)	3	16	25	20	88.22	90.58	94.44	
04	4000	TLC	PQC04 step 45	CP11: HM INDEPTH 1month45C DR(high cross)	4	31	49	16	117.34	121.61	125.18	
04	4000	TLC	PQC04 step 45	CP11: HM INDEPTH 1month45C DR(high cross)	5	31	49	16	145.36	147.96	153.14	
04	4000	TLC	PQC04 step 45	CP11: HM INDEPTH 1month45C DR(high cross)	8	53	82	12	196.14	210.03	216.12	
04	4000	TLC	PQC04 step 50	CP3aopen: HM Xtemp in depth (12Month HTDR)	1	8	26	40	20.33	21.75	29.53	
04	4000	TLC	PQC04 step 50	CP3aopen: HM Xtemp in depth (12Month HTDR)	2	16	50	24	42.03	45.55	56.27	
04	4000	TLC	PQC04 step 50	CP3aopen: HM Xtemp in depth (12Month HTDR)	3	16	50	20	64.65	65.95	83.40	
04	4000	TLC	PQC04 step 50	CP3aopen: HM Xtemp in depth (12Month HTDR)	4	31	99	16	101.62	96.25	113.96	
04	4000	TLC	PQC04 step 50	CP3aopen: HM Xtemp in depth (12Month HTDR)	5	31	99	16	119.54	127.95	137.71	
04	4000	TLC	PQC04 step 50	CP3aopen: HM Xtemp in depth (12Month HTDR)	8	53	165	12	139.29	148.56	182.84	
04	4000	TLC	PQC04 step 59	CP3close: HM INDEPTH PROGRAM(12Month HTDR)	1	8	26	40	20.92	21.88	29.70	
04	4000	TLC	PQC04 step 59	CP3close: HM INDEPTH PROGRAM(12Month HTDR)	2	16	50	24	41.06	46.61	56.57	
04	4000	TLC	PQC04 step 59	CP3close: HM INDEPTH PROGRAM(12Month HTDR)	3	16	50	20	62.35	67.12	83.87	
04	4000	TLC	PQC04 step 59	CP3close: HM INDEPTH PROGRAM(12Month HTDR)	4	31	99	16	100.80	99.25	114.17	
04	4000	TLC	PQC04 step 59	CP3close: HM INDEPTH PROGRAM(12Month HTDR)	5	31	99	16	123.58	128.38	141.27	
04	4000	TLC	PQC04 step 59	CP3close: HM INDEPTH PROGRAM(12Month HTDR)	8	53	165	12	148.05	156.60	188.71	
04									>=c(18, 34, 67, 115, 8, 16, 31, 53, 8, 16, 31, 53)	>=c(32, 62, 120, 200, 26, 50, 99, 165, 13, 25, 49, 82)		

# RRThroughput Summary

Test									Statistics(kIOPs)			
Range	PE_Level	Mode	Test	Step_Type	Density	Min.crit	Ave.crit	SDUT.fun	Minimum. min	Average. min	Average. mean	
05	2000	TLC	PQC04 step 37	CP5: 250K SPRD HM INDEPTH	1	8	26	40	35.46	35.47	35.78	
05	2000	TLC	PQC04 step 37	CP5: 250K SPRD HM INDEPTH	2	16	50	24	69.50	70.05	70.83	
05	2000	TLC	PQC04 step 37	CP5: 250K SPRD HM INDEPTH	3	16	50	20	103.38	103.55	104.06	
05	2000	TLC	PQC04 step 37	CP5: 250K SPRD HM INDEPTH	4	31	99	16	135.84	137.05	137.50	
05	2000	TLC	PQC04 step 37	CP5: 250K SPRD HM INDEPTH	5	31	99	16	161.45	162.75	163.76	
05	2000	TLC	PQC04 step 37	CP5: 250K SPRD HM INDEPTH	8	53	165	12	230.37	235.18	236.68	
05									>=c(18, 34, 67, 115, 8, 16, 31, 53)	>=c(32, 62, 120, 200, 26, 50, 99, 165)		

# RRThroughput Summary

Test									Statistics(kIOPs)			
Range	PE_Level	Mode	Test	Step_Type	Density	Min.crit	Ave.crit	SDUT.fun	Minimum. min	Average. min	Average. mean	
06	3000	TLC	PQC04 step 37	CP5: 250K SPRD HM INDEPTH	1	8	26	40	35.01	35.28	35.66	
06	3000	TLC	PQC04 step 37	CP5: 250K SPRD HM INDEPTH	2	16	50	24	70.41	70.66	71.60	
06	3000	TLC	PQC04 step 37	CP5: 250K SPRD HM INDEPTH	3	16	50	20	102.74	103.67	104.48	
06	3000	TLC	PQC04 step 37	CP5: 250K SPRD HM INDEPTH	4	31	99	16	135.08	136.07	136.81	
06	3000	TLC	PQC04 step 37	CP5: 250K SPRD HM INDEPTH	5	31	99	16	162.39	163.41	164.12	
06	3000	TLC	PQC04 step 37	CP5: 250K SPRD HM INDEPTH	8	53	165	12	232.16	234.34	235.97	
06									>=c(18, 34, 67, 115, 8, 16, 31, 53)	>=c(32, 62, 120, 200, 26, 50, 99, 165)		

# RRThroughput Summary

Test									Statistics(kIOPs)			
Range	PE_Level	Mode	Test	Step_Type	Density	Min.crit	Ave.crit	SDUT.fun	Minimum. min	Average. min	Average. mean	
07	3500	TLC	PQC04 step 37	CP5: 250K SPRD HM INDEPTH	1	8	26	40	34.81	35.23	35.63	
07	3500	TLC	PQC04 step 37	CP5: 250K SPRD HM INDEPTH	2	16	50	24	68.09	69.63	70.44	
07	3500	TLC	PQC04 step 37	CP5: 250K SPRD HM INDEPTH	3	16	50	20	102.49	103.00	103.38	
07	3500	TLC	PQC04 step 37	CP5: 250K SPRD HM INDEPTH	4	31	99	16	135.00	136.85	137.43	
07	3500	TLC	PQC04 step 37	CP5: 250K SPRD HM INDEPTH	5	31	99	16	161.90	162.85	163.65	
07	3500	TLC	PQC04 step 37	CP5: 250K SPRD HM INDEPTH	8	53	165	12	226.60	231.48	235.35	
07									>=c(18, 34, 67, 115, 8, 16, 31, 53)	>=c(32, 62, 120, 200, 26, 50, 99, 165)		

# RRThroughput Summary

Test									Statistics(kIOPs)			
Range	PE_Level	Mode	Test	Step_Type	Density	Min.crit	Ave.crit	SDUT.fun	Minimum. min	Average. min	Average. mean	
08	4000	TLC	PQC04 step 37	CP5: 250K SPRD HM INDEPTH	1	8	26	40	35.20	35.43	35.83	
08	4000	TLC	PQC04 step 37	CP5: 250K SPRD HM INDEPTH	2	16	50	24	69.95	70.42	71.01	
08	4000	TLC	PQC04 step 37	CP5: 250K SPRD HM INDEPTH	3	16	50	20	101.97	102.55	103.27	
08	4000	TLC	PQC04 step 37	CP5: 250K SPRD HM INDEPTH	4	31	99	16	134.68	135.71	136.23	
08	4000	TLC	PQC04 step 37	CP5: 250K SPRD HM INDEPTH	5	31	99	16	163.49	164.86	165.62	
08	4000	TLC	PQC04 step 37	CP5: 250K SPRD HM INDEPTH	8	53	165	12	227.42	229.59	236.65	
08									>=c(18, 34, 67, 115, 8, 16, 31, 53)	>=c(32, 62, 120, 200, 26, 50, 99, 165)		

# RRThroughput Summary

Test									Statistics(kIOPs)			
Range	PE_Level	Mode	Test	Step_Type	Density	Min.crit	Ave.crit	SDUT.fun	Minimum. min	Average. min	Average. mean	
09	2000	SLC	PQC04 step 45	CP11: HM INDEPTH 1month45C DR(high cross)	1	12	20	40	48.32	49.59	50.06	
09	2000	SLC	PQC04 step 45	CP11: HM INDEPTH 1month45C DR(high cross)	2	24	38	24	95.55	98.13	99.14	
09	2000	SLC	PQC04 step 45	CP11: HM INDEPTH 1month45C DR(high cross)	3	24	38	20	141.63	143.90	146.20	
09	2000	SLC	PQC04 step 45	CP11: HM INDEPTH 1month45C DR(high cross)	4	48	75	16	190.02	195.34	197.39	
09	2000	SLC	PQC04 step 45	CP11: HM INDEPTH 1month45C DR(high cross)	5	48	75	16	210.38	216.04	219.97	
09	2000	SLC	PQC04 step 45	CP11: HM INDEPTH 1month45C DR(high cross)	8	61	97	12	240.56	244.16	247.86	
09	2000	SLC	PQC04 step 50	CP3aopen: HM Xtemp in depth (12Month HTDR)	1	12	40	40	48.38	49.63	50.31	
09	2000	SLC	PQC04 step 50	CP3aopen: HM Xtemp in depth (12Month HTDR)	2	24	77	24	96.06	98.29	99.39	
09	2000	SLC	PQC04 step 50	CP3aopen: HM Xtemp in depth (12Month HTDR)	3	24	77	20	139.81	144.78	146.17	
09	2000	SLC	PQC04 step 50	CP3aopen: HM Xtemp in depth (12Month HTDR)	4	48	150	16	187.04	194.16	196.65	
09	2000	SLC	PQC04 step 50	CP3aopen: HM Xtemp in depth (12Month HTDR)	5	48	150	16	210.04	216.42	218.91	
09	2000	SLC	PQC04 step 50	CP3aopen: HM Xtemp in depth (12Month HTDR)	8	61	195	12	242.91	244.98	247.58	
09	2000	SLC	PQC04 step 59	CP3close: HM INDEPTH PROGRAM(12Month HTDR)	1	12	40	40	48.42	49.60	50.29	
09	2000	SLC	PQC04 step 59	CP3close: HM INDEPTH PROGRAM(12Month HTDR)	2	24	77	24	94.22	97.89	99.08	
09	2000	SLC	PQC04 step 59	CP3close: HM INDEPTH PROGRAM(12Month HTDR)	3	24	77	20	138.65	144.25	145.71	
09	2000	SLC	PQC04 step 59	CP3close: HM INDEPTH PROGRAM(12Month HTDR)	4	48	150	16	185.39	195.32	196.62	
09	2000	SLC	PQC04 step 59	CP3close: HM INDEPTH PROGRAM(12Month HTDR)	5	48	150	16	209.28	216.36	218.91	
09	2000	SLC	PQC04 step 59	CP3close: HM INDEPTH PROGRAM(12Month HTDR)	8	61	195	12	243.29	245.31	247.27	
09									>=c(25, 48, 96, 120, 12, 24, 48, 61, 12, 24, 48, 61)	>=c(46, 87, 170, 200, 40, 77, 150, 195, 20, 38, 75, 97)		

# RRThroughput Summary

Test									Statistics(kIOPs)			
Range	PE_Level	Mode	Test	Step_Type	Density	Min.crit	Ave.crit	SDUT.fun	Minimum. min	Average. min	Average. mean	
10	3000	SLC	PQC04 step 45	CP11: HM INDEPTH 1month45C DR(high cross)	1	12	20	40	48.92	49.62	49.77	
10	3000	SLC	PQC04 step 45	CP11: HM INDEPTH 1month45C DR(high cross)	2	24	38	24	98.26	99.29	99.56	
10	3000	SLC	PQC04 step 45	CP11: HM INDEPTH 1month45C DR(high cross)	3	24	38	20	142.84	143.20	146.49	
10	3000	SLC	PQC04 step 45	CP11: HM INDEPTH 1month45C DR(high cross)	4	48	75	16	193.57	194.24	196.07	
10	3000	SLC	PQC04 step 45	CP11: HM INDEPTH 1month45C DR(high cross)	5	48	75	16	214.73	219.09	222.22	
10	3000	SLC	PQC04 step 45	CP11: HM INDEPTH 1month45C DR(high cross)	8	61	97	12	242.51	244.33	247.86	
10	3000	SLC	PQC04 step 50	CP3aopen: HM Xtemp in depth (12Month HTDR)	1	12	40	40	48.95	49.63	50.16	
10	3000	SLC	PQC04 step 50	CP3aopen: HM Xtemp in depth (12Month HTDR)	2	24	77	24	98.28	99.39	100.18	
10	3000	SLC	PQC04 step 50	CP3aopen: HM Xtemp in depth (12Month HTDR)	3	24	77	20	146.20	146.50	147.09	
10	3000	SLC	PQC04 step 50	CP3aopen: HM Xtemp in depth (12Month HTDR)	4	48	150	16	195.84	196.43	196.66	
10	3000	SLC	PQC04 step 50	CP3aopen: HM Xtemp in depth (12Month HTDR)	5	48	150	16	216.69	218.96	221.49	
10	3000	SLC	PQC04 step 50	CP3aopen: HM Xtemp in depth (12Month HTDR)	8	61	195	12	242.45	245.60	248.05	
10	3000	SLC	PQC04 step 59	CP3close: HM INDEPTH PROGRAM(12Month HTDR)	1	12	40	40	49.80	49.86	50.37	
10	3000	SLC	PQC04 step 59	CP3close: HM INDEPTH PROGRAM(12Month HTDR)	2	24	77	24	99.46	99.70	100.33	
10	3000	SLC	PQC04 step 59	CP3close: HM INDEPTH PROGRAM(12Month HTDR)	3	24	77	20	146.14	146.45	146.82	
10	3000	SLC	PQC04 step 59	CP3close: HM INDEPTH PROGRAM(12Month HTDR)	4	48	150	16	195.60	195.88	196.17	
10	3000	SLC	PQC04 step 59	CP3close: HM INDEPTH PROGRAM(12Month HTDR)	5	48	150	16	214.22	217.45	222.62	
10	3000	SLC	PQC04 step 59	CP3close: HM INDEPTH PROGRAM(12Month HTDR)	8	61	195	12	244.79	245.70	248.04	
10									>=c(25, 48, 96, 120, 12, 24, 48, 61, 12, 24, 48, 61)	>=c(46, 87, 170, 200, 40, 77, 150, 195, 20, 38, 75, 97)		

# RRThroughput Summary

Test									Statistics(kIOPs)			
Range	PE_Level	Mode	Test	Step_Type	Density	Min.crit	Ave.crit	SDUT.fun	Minimum. min	Average. min	Average. mean	
11	3500	SLC	PQC04 step 45	CP11: HM INDEPTH 1month45C DR(high cross)	1	12	20	40	49.45	49.63	49.71	
11	3500	SLC	PQC04 step 45	CP11: HM INDEPTH 1month45C DR(high cross)	2	24	38	24	97.88	98.06	98.47	
11	3500	SLC	PQC04 step 45	CP11: HM INDEPTH 1month45C DR(high cross)	3	24	38	20	141.97	143.48	146.12	
11	3500	SLC	PQC04 step 45	CP11: HM INDEPTH 1month45C DR(high cross)	4	48	75	16	195.54	195.91	197.91	
11	3500	SLC	PQC04 step 45	CP11: HM INDEPTH 1month45C DR(high cross)	5	48	75	16	214.91	219.19	221.99	
11	3500	SLC	PQC04 step 45	CP11: HM INDEPTH 1month45C DR(high cross)	8	61	97	12	243.84	244.23	248.16	
11	3500	SLC	PQC04 step 50	CP3aopen: HM Xtemp in depth (12Month HTDR)	1	12	40	40	49.47	49.65	50.19	
11	3500	SLC	PQC04 step 50	CP3aopen: HM Xtemp in depth (12Month HTDR)	2	24	77	24	97.90	98.22	99.03	
11	3500	SLC	PQC04 step 50	CP3aopen: HM Xtemp in depth (12Month HTDR)	3	24	77	20	145.33	146.62	146.91	
11	3500	SLC	PQC04 step 50	CP3aopen: HM Xtemp in depth (12Month HTDR)	4	48	150	16	197.68	198.21	198.43	
11	3500	SLC	PQC04 step 50	CP3aopen: HM Xtemp in depth (12Month HTDR)	5	48	150	16	214.76	219.84	221.85	
11	3500	SLC	PQC04 step 50	CP3aopen: HM Xtemp in depth (12Month HTDR)	8	61	195	12	244.28	245.60	248.25	
11	3500	SLC	PQC04 step 59	CP3close: HM INDEPTH PROGRAM(12Month HTDR)	1	12	40	40	49.52	49.65	50.17	
11	3500	SLC	PQC04 step 59	CP3close: HM INDEPTH PROGRAM(12Month HTDR)	2	24	77	24	97.95	98.10	98.99	
11	3500	SLC	PQC04 step 59	CP3close: HM INDEPTH PROGRAM(12Month HTDR)	3	24	77	20	146.55	147.04	147.29	
11	3500	SLC	PQC04 step 59	CP3close: HM INDEPTH PROGRAM(12Month HTDR)	4	48	150	16	197.92	198.25	198.42	
11	3500	SLC	PQC04 step 59	CP3close: HM INDEPTH PROGRAM(12Month HTDR)	5	48	150	16	212.82	217.43	220.66	
11	3500	SLC	PQC04 step 59	CP3close: HM INDEPTH PROGRAM(12Month HTDR)	8	61	195	12	244.43	245.27	248.05	
11									>=c(25, 48, 96, 120, 12, 24, 48, 61, 12, 24, 48, 61)	>=c(46, 87, 170, 200, 40, 77, 150, 195, 20, 38, 75, 97)		

# RRThroughput Summary

Test									Statistics(kIOPs)			
Range	PE_Level	Mode	Test	Step_Type	Density	Min.crit	Ave.crit	SDUT.fun	Minimum. min	Average. min	Average. mean	
12	4000	SLC	PQC04 step 45	CP11: HM INDEPTH 1month45C DR(high cross)	1	12	20	40	49.83	49.89	49.97	
12	4000	SLC	PQC04 step 45	CP11: HM INDEPTH 1month45C DR(high cross)	2	24	38	24	98.05	98.36	98.71	
12	4000	SLC	PQC04 step 45	CP11: HM INDEPTH 1month45C DR(high cross)	3	24	38	20	144.00	144.44	146.77	
12	4000	SLC	PQC04 step 45	CP11: HM INDEPTH 1month45C DR(high cross)	4	48	75	16	195.17	196.79	198.60	
12	4000	SLC	PQC04 step 45	CP11: HM INDEPTH 1month45C DR(high cross)	5	48	75	16	216.05	220.37	224.08	
12	4000	SLC	PQC04 step 45	CP11: HM INDEPTH 1month45C DR(high cross)	8	61	97	12	243.63	245.38	247.68	
12	4000	SLC	PQC04 step 50	CP3aopen: HM Xtemp in depth (12Month HTDR)	1	12	40	40	49.87	49.91	50.47	
12	4000	SLC	PQC04 step 50	CP3aopen: HM Xtemp in depth (12Month HTDR)	2	24	77	24	98.21	98.41	99.36	
12	4000	SLC	PQC04 step 50	CP3aopen: HM Xtemp in depth (12Month HTDR)	3	24	77	20	146.80	147.14	147.50	
12	4000	SLC	PQC04 step 50	CP3aopen: HM Xtemp in depth (12Month HTDR)	4	48	150	16	197.19	198.90	199.07	
12	4000	SLC	PQC04 step 50	CP3aopen: HM Xtemp in depth (12Month HTDR)	5	48	150	16	215.92	219.81	222.61	
12	4000	SLC	PQC04 step 50	CP3aopen: HM Xtemp in depth (12Month HTDR)	8	61	195	12	242.67	245.43	247.28	
12	4000	SLC	PQC04 step 59	CP3close: HM INDEPTH PROGRAM(12Month HTDR)	1	12	40	40	49.84	49.91	50.44	
12	4000	SLC	PQC04 step 59	CP3close: HM INDEPTH PROGRAM(12Month HTDR)	2	24	77	24	98.23	98.42	99.45	
12	4000	SLC	PQC04 step 59	CP3close: HM INDEPTH PROGRAM(12Month HTDR)	3	24	77	20	146.61	146.96	147.30	
12	4000	SLC	PQC04 step 59	CP3close: HM INDEPTH PROGRAM(12Month HTDR)	4	48	150	16	199.05	199.39	199.52	
12	4000	SLC	PQC04 step 59	CP3close: HM INDEPTH PROGRAM(12Month HTDR)	5	48	150	16	216.73	220.96	224.39	
12	4000	SLC	PQC04 step 59	CP3close: HM INDEPTH PROGRAM(12Month HTDR)	8	61	195	12	243.39	245.28	247.02	
12									>=c(25, 48, 96, 120, 12, 24, 48, 61, 12, 24, 48, 61)	>=c(46, 87, 170, 200, 40, 77, 150, 195, 20, 38, 75, 97)		

# RRThroughput Summary

Test									Statistics(kIOPs)			
Range	PE_Level	Mode	Test	Step_Type	Density	Min.crit	Ave.crit	SDUT.fun	Minimum. min	Average. min	Average. mean	
13	2000	SLC	PQC04 step 37	CP5: 250K SPRD HM INDEPTH	1	12	40	40	49.87	49.97	50.48	
13	2000	SLC	PQC04 step 37	CP5: 250K SPRD HM INDEPTH	2	24	77	24	98.98	99.11	99.67	
13	2000	SLC	PQC04 step 37	CP5: 250K SPRD HM INDEPTH	3	24	77	20	146.75	147.13	147.39	
13	2000	SLC	PQC04 step 37	CP5: 250K SPRD HM INDEPTH	4	48	150	16	198.55	198.83	199.03	
13	2000	SLC	PQC04 step 37	CP5: 250K SPRD HM INDEPTH	5	48	150	16	215.85	218.85	220.97	
13	2000	SLC	PQC04 step 37	CP5: 250K SPRD HM INDEPTH	8	61	195	12	244.20	245.99	248.11	
13									>=c(25, 48, 96, 120, 12, 24, 48, 61)	>=c(46, 87, 170, 200, 40, 77, 150, 195)		

# RRThroughput Summary

Test									Statistics(kIOPs)			
Range	PE_Level	Mode	Test	Step_Type	Density	Min.crit	Ave.crit	SDUT.fun	Minimum. min	Average. min	Average. mean	
14	3000	SLC	PQC04 step 37	CP5: 250K SPRD HM INDEPTH	1	12	40	40	49.82	49.85	50.36	
14	3000	SLC	PQC04 step 37	CP5: 250K SPRD HM INDEPTH	2	24	77	24	99.48	99.64	100.25	
14	3000	SLC	PQC04 step 37	CP5: 250K SPRD HM INDEPTH	3	24	77	20	146.17	146.49	146.87	
14	3000	SLC	PQC04 step 37	CP5: 250K SPRD HM INDEPTH	4	48	150	16	195.53	195.90	196.17	
14	3000	SLC	PQC04 step 37	CP5: 250K SPRD HM INDEPTH	5	48	150	16	214.89	218.80	222.01	
14	3000	SLC	PQC04 step 37	CP5: 250K SPRD HM INDEPTH	8	61	195	12	244.18	246.37	247.93	
14									>=c(25, 48, 96, 120, 12, 24, 48, 61)	>=c(46, 87, 170, 200, 40, 77, 150, 195)		

# RRThroughput Summary

Test									Statistics(kIOPs)			
Range	PE_Level	Mode	Test	Step_Type	Density	Min.crit	Ave.crit	SDUT.fun	Minimum. min	Average. min	Average. mean	
15	3500	SLC	PQC04 step 37	CP5: 250K SPRD HM INDEPTH	1	12	40	40	49.51	49.63	50.18	
15	3500	SLC	PQC04 step 37	CP5: 250K SPRD HM INDEPTH	2	24	77	24	97.94	98.07	98.89	
15	3500	SLC	PQC04 step 37	CP5: 250K SPRD HM INDEPTH	3	24	77	20	146.59	146.96	147.26	
15	3500	SLC	PQC04 step 37	CP5: 250K SPRD HM INDEPTH	4	48	150	16	198.00	198.31	198.45	
15	3500	SLC	PQC04 step 37	CP5: 250K SPRD HM INDEPTH	5	48	150	16	214.52	218.43	221.70	
15	3500	SLC	PQC04 step 37	CP5: 250K SPRD HM INDEPTH	8	61	195	12	244.68	246.41	248.32	
15									>=c(25, 48, 96, 120, 12, 24, 48, 61)	>=c(46, 87, 170, 200, 40, 77, 150, 195)		

# RRThroughput Summary

Test									Statistics(kIOPs)			
Range	PE_Level	Mode	Test	Step_Type	Density	Min.crit	Ave.crit	SDUT.fun	Minimum. min	Average. min	Average. mean	
16	4000	SLC	PQC04 step 37	CP5: 250K SPRD HM INDEPTH	1	12	40	40	49.88	49.90	50.44	
16	4000	SLC	PQC04 step 37	CP5: 250K SPRD HM INDEPTH	2	24	77	24	98.20	98.43	99.37	
16	4000	SLC	PQC04 step 37	CP5: 250K SPRD HM INDEPTH	3	24	77	20	146.51	147.01	147.32	
16	4000	SLC	PQC04 step 37	CP5: 250K SPRD HM INDEPTH	4	48	150	16	198.95	199.26	199.53	
16	4000	SLC	PQC04 step 37	CP5: 250K SPRD HM INDEPTH	5	48	150	16	215.06	219.68	223.03	
16	4000	SLC	PQC04 step 37	CP5: 250K SPRD HM INDEPTH	8	61	195	12	243.63	245.46	246.90	
16									>=c(25, 48, 96, 120, 12, 24, 48, 61)	>=c(46, 87, 170, 200, 40, 77, 150, 195)		

# RRThroughput Summary

Test									Statistics(kIOPs)			
Range	PE_Level	Mode	Test	Step_Type	Density	Min.crit	Ave.crit	SDUT.fun	Minimum. min	Average. min	Average. mean	
17	0	TLC	PQC04 step 53	CP4aopen: health monitor X temp low (12Month HTDR)	1	8	26	40	15.75	17.62	26.81	
17	0	TLC	PQC04 step 53	CP4aopen: health monitor X temp low (12Month HTDR)	2	16	50	24	38.65	41.02	49.51	
17	0	TLC	PQC04 step 53	CP4aopen: health monitor X temp low (12Month HTDR)	3	16	50	20	51.85	58.36	72.38	
17	0	TLC	PQC04 step 53	CP4aopen: health monitor X temp low (12Month HTDR)	4	31	99	16	76.97	82.75	95.06	
17	0	TLC	PQC04 step 53	CP4aopen: health monitor X temp low (12Month HTDR)	5	31	99	16	102.04	102.64	116.89	
17	0	TLC	PQC04 step 53	CP4aopen: health monitor X temp low (12Month HTDR)	8	53	165	12	102.87	107.74	150.90	
17	0	TLC	PQC04 step 62	CP4aclose: HM Xtemp in depth (12Month HTDR)	1	8	26	40	17.18	18.64	27.82	
17	0	TLC	PQC04 step 62	CP4aclose: HM Xtemp in depth (12Month HTDR)	2	16	50	24	40.57	42.46	51.20	
17	0	TLC	PQC04 step 62	CP4aclose: HM Xtemp in depth (12Month HTDR)	3	16	50	20	55.78	61.32	75.05	
17	0	TLC	PQC04 step 62	CP4aclose: HM Xtemp in depth (12Month HTDR)	4	31	99	16	79.10	84.65	98.17	
17	0	TLC	PQC04 step 62	CP4aclose: HM Xtemp in depth (12Month HTDR)	5	31	99	16	103.10	105.28	120.74	
17	0	TLC	PQC04 step 62	CP4aclose: HM Xtemp in depth (12Month HTDR)	8	53	165	12	110.75	116.93	155.55	
17									>=c(18, 34, 67, 115, 8, 16, 31, 53)	>=c(32, 62, 120, 200, 26, 50, 99, 165)		

# RRThroughput Summary

Test									Statistics(kIOPs)			
Range	PE_Level	Mode	Test	Step_Type	Density	Min.crit	Ave.crit	SDUT.fun	Minimum. min	Average. min	Average. mean	
18	200	TLC	PQC04 step 53	CP4aopen: health monitor X temp low (12Month HTDR)	1	8	26	40	14.01	14.76	24.54	
18	200	TLC	PQC04 step 53	CP4aopen: health monitor X temp low (12Month HTDR)	2	16	50	24	28.84	32.39	43.27	
18	200	TLC	PQC04 step 53	CP4aopen: health monitor X temp low (12Month HTDR)	3	16	50	20	42.32	42.86	63.64	
18	200	TLC	PQC04 step 53	CP4aopen: health monitor X temp low (12Month HTDR)	4	31	99	16	63.09	66.94	85.87	
18	200	TLC	PQC04 step 53	CP4aopen: health monitor X temp low (12Month HTDR)	5	31	99	16	82.06	84.14	104.80	
18	200	TLC	PQC04 step 53	CP4aopen: health monitor X temp low (12Month HTDR)	8	53	165	12	77.15	79.44	122.93	
18	200	TLC	PQC04 step 62	CP4aclose: HM Xtemp in depth (12Month HTDR)	1	8	26	40	15.39	16.01	25.74	
18	200	TLC	PQC04 step 62	CP4aclose: HM Xtemp in depth (12Month HTDR)	2	16	50	24	30.71	35.26	45.83	
18	200	TLC	PQC04 step 62	CP4aclose: HM Xtemp in depth (12Month HTDR)	3	16	50	20	45.72	47.68	67.53	
18	200	TLC	PQC04 step 62	CP4aclose: HM Xtemp in depth (12Month HTDR)	4	31	99	16	70.80	72.32	90.62	
18	200	TLC	PQC04 step 62	CP4aclose: HM Xtemp in depth (12Month HTDR)	5	31	99	16	88.29	91.33	110.83	
18	200	TLC	PQC04 step 62	CP4aclose: HM Xtemp in depth (12Month HTDR)	8	53	165	12	82.02	84.93	131.01	
18									>=c(18, 34, 67, 115, 8, 16, 31, 53)	>=c(32, 62, 120, 200, 26, 50, 99, 165)		

# RRThroughput Summary

Test									Statistics(kIOPs)			
Range	PE_Level	Mode	Test	Step_Type	Density	Min.crit	Ave.crit	SDUT.fun	Minimum. min	Average. min	Average. mean	
19	300	TLC	PQC04 step 53	CP4aopen: health monitor X temp low (12Month HTDR)	1	8	26	40	12.62	13.30	22.72	
19	300	TLC	PQC04 step 53	CP4aopen: health monitor X temp low (12Month HTDR)	2	16	50	24	27.27	28.22	39.52	
19	300	TLC	PQC04 step 53	CP4aopen: health monitor X temp low (12Month HTDR)	3	16	50	20	36.87	38.36	58.87	
19	300	TLC	PQC04 step 53	CP4aopen: health monitor X temp low (12Month HTDR)	4	31	99	16	52.93	57.55	78.10	
19	300	TLC	PQC04 step 53	CP4aopen: health monitor X temp low (12Month HTDR)	5	31	99	16	70.69	77.11	95.52	
19	300	TLC	PQC04 step 53	CP4aopen: health monitor X temp low (12Month HTDR)	8	53	165	12	62.33	64.34	105.87	
19	300	TLC	PQC04 step 62	CP4aclose: HM Xtemp in depth (12Month HTDR)	1	8	26	40	14.38	14.50	24.26	
19	300	TLC	PQC04 step 62	CP4aclose: HM Xtemp in depth (12Month HTDR)	2	16	50	24	29.57	31.64	42.43	
19	300	TLC	PQC04 step 62	CP4aclose: HM Xtemp in depth (12Month HTDR)	3	16	50	20	39.28	41.74	62.27	
19	300	TLC	PQC04 step 62	CP4aclose: HM Xtemp in depth (12Month HTDR)	4	31	99	16	58.59	61.88	82.79	
19	300	TLC	PQC04 step 62	CP4aclose: HM Xtemp in depth (12Month HTDR)	5	31	99	16	78.18	81.83	101.97	
19	300	TLC	PQC04 step 62	CP4aclose: HM Xtemp in depth (12Month HTDR)	8	53	165	12	65.40	69.25	115.05	
19									>=c(18, 34, 67, 115, 8, 16, 31, 53)	>=c(32, 62, 120, 200, 26, 50, 99, 165)		

# RRThroughput Summary

Test									Statistics(kIOPs)			
Range	PE_Level	Mode	Test	Step_Type	Density	Min.crit	Ave.crit	SDUT.fun	Minimum. min	Average. min	Average. mean	
20	400	TLC	PQC04 step 53	CP4aopen: health monitor X temp low (12Month HTDR)	1	8	26	40	11.95	12.40	21.13	
20	400	TLC	PQC04 step 53	CP4aopen: health monitor X temp low (12Month HTDR)	2	16	50	24	20.76	25.06	36.36	
20	400	TLC	PQC04 step 53	CP4aopen: health monitor X temp low (12Month HTDR)	3	16	50	20	34.02	34.78	54.34	
20	400	TLC	PQC04 step 53	CP4aopen: health monitor X temp low (12Month HTDR)	4	31	99	16	47.66	48.32	71.32	
20	400	TLC	PQC04 step 53	CP4aopen: health monitor X temp low (12Month HTDR)	5	31	99	16	64.48	69.15	86.88	
20	400	TLC	PQC04 step 53	CP4aopen: health monitor X temp low (12Month HTDR)	8	53	165	12	51.48	52.92	94.04	
20	400	TLC	PQC04 step 62	CP4aclose: HM Xtemp in depth (12Month HTDR)	1	8	26	40	13.02	13.32	22.71	
20	400	TLC	PQC04 step 62	CP4aclose: HM Xtemp in depth (12Month HTDR)	2	16	50	24	23.64	27.68	39.42	
20	400	TLC	PQC04 step 62	CP4aclose: HM Xtemp in depth (12Month HTDR)	3	16	50	20	35.93	38.01	57.82	
20	400	TLC	PQC04 step 62	CP4aclose: HM Xtemp in depth (12Month HTDR)	4	31	99	16	50.98	53.10	76.20	
20	400	TLC	PQC04 step 62	CP4aclose: HM Xtemp in depth (12Month HTDR)	5	31	99	16	70.86	75.05	94.35	
20	400	TLC	PQC04 step 62	CP4aclose: HM Xtemp in depth (12Month HTDR)	8	53	165	12	56.23	58.35	103.34	
20									>=c(18, 34, 67, 115, 8, 16, 31, 53)	>=c(32, 62, 120, 200, 26, 50, 99, 165)		

# RRThroughput Summary

Test									Statistics(kIOPs)			
Range	PE_Level	Mode	Test	Step_Type	Density	Min.crit	Ave.crit	SDUT.fun	Minimum. min	Average. min	Average. mean	
21	2000	TLC	PQC04 step 12	CP4b: Post Cycling PD HM in depth Xtemp (PARTIAL)	1	8	26	40	27.39	30.87	33.73	
21	2000	TLC	PQC04 step 12	CP4b: Post Cycling PD HM in depth Xtemp (PARTIAL)	2	16	50	24	51.70	59.48	64.77	
21	2000	TLC	PQC04 step 12	CP4b: Post Cycling PD HM in depth Xtemp (PARTIAL)	3	16	50	20	74.79	87.57	92.61	
21	2000	TLC	PQC04 step 12	CP4b: Post Cycling PD HM in depth Xtemp (PARTIAL)	4	31	99	16	104.78	118.12	124.07	
21	2000	TLC	PQC04 step 12	CP4b: Post Cycling PD HM in depth Xtemp (PARTIAL)	5	31	99	16	131.81	142.15	149.70	
21	2000	TLC	PQC04 step 12	CP4b: Post Cycling PD HM in depth Xtemp (PARTIAL)	8	53	165	12	161.01	195.43	209.14	
21									>=c(18, 34, 67, 115, 8, 16, 31, 53)	>=c(32, 62, 120, 200, 26, 50, 99, 165)		

# RRThroughput Summary

Test									Statistics(kIOPs)			
Range	PE_Level	Mode	Test	Step_Type	Density	Min.crit	Ave.crit	SDUT.fun	Minimum. min	Average. min	Average. mean	
22	3000	TLC	PQC04 step 12	CP4b: Post Cycling PD HM in depth Xtemp (PARTIAL)	1	8	26	40	30.58	31.14	33.05	
22	3000	TLC	PQC04 step 12	CP4b: Post Cycling PD HM in depth Xtemp (PARTIAL)	2	16	50	24	55.90	61.50	63.80	
22	3000	TLC	PQC04 step 12	CP4b: Post Cycling PD HM in depth Xtemp (PARTIAL)	3	16	50	20	82.19	89.29	91.61	
22	3000	TLC	PQC04 step 12	CP4b: Post Cycling PD HM in depth Xtemp (PARTIAL)	4	31	99	16	109.96	117.61	120.76	
22	3000	TLC	PQC04 step 12	CP4b: Post Cycling PD HM in depth Xtemp (PARTIAL)	5	31	99	16	122.32	140.64	145.59	
22	3000	TLC	PQC04 step 12	CP4b: Post Cycling PD HM in depth Xtemp (PARTIAL)	8	53	165	12	194.86	205.74	210.72	
22									>=c(18, 34, 67, 115, 8, 16, 31, 53)	>=c(32, 62, 120, 200, 26, 50, 99, 165)		

# RRThroughput Summary

Test									Statistics(kIOPs)			
Range	PE_Level	Mode	Test	Step_Type	Density	Min.crit	Ave.crit	SDUT.fun	Minimum. min	Average. min	Average. mean	
23	3500	TLC	PQC04 step 12	CP4b: Post Cycling PD HM in depth Xtemp (PARTIAL)	1	8	26	40	25.74	29.92	32.87	
23	3500	TLC	PQC04 step 12	CP4b: Post Cycling PD HM in depth Xtemp (PARTIAL)	2	16	50	24	58.27	60.71	63.28	
23	3500	TLC	PQC04 step 12	CP4b: Post Cycling PD HM in depth Xtemp (PARTIAL)	3	16	50	20	83.63	89.05	91.20	
23	3500	TLC	PQC04 step 12	CP4b: Post Cycling PD HM in depth Xtemp (PARTIAL)	4	31	99	16	115.95	119.33	121.40	
23	3500	TLC	PQC04 step 12	CP4b: Post Cycling PD HM in depth Xtemp (PARTIAL)	5	31	99	16	134.66	141.74	145.54	
23	3500	TLC	PQC04 step 12	CP4b: Post Cycling PD HM in depth Xtemp (PARTIAL)	8	53	165	12	186.95	202.11	210.12	
23									>=c(18, 34, 67, 115, 8, 16, 31, 53)	>=c(32, 62, 120, 200, 26, 50, 99, 165)		

# RRThroughput Summary

Test									Statistics(kIOPs)			
Range	PE_Level	Mode	Test	Step_Type	Density	Min.crit	Ave.crit	SDUT.fun	Minimum. min	Average. min	Average. mean	
24	4000	TLC	PQC04 step 12	CP4b: Post Cycling PD HM in depth Xtemp (PARTIAL)	1	8	26	40	28.81	31.01	32.60	
24	4000	TLC	PQC04 step 12	CP4b: Post Cycling PD HM in depth Xtemp (PARTIAL)	2	16	50	24	58.59	60.72	63.77	
24	4000	TLC	PQC04 step 12	CP4b: Post Cycling PD HM in depth Xtemp (PARTIAL)	3	16	50	20	83.51	88.39	90.88	
24	4000	TLC	PQC04 step 12	CP4b: Post Cycling PD HM in depth Xtemp (PARTIAL)	4	31	99	16	111.05	119.92	122.28	
24	4000	TLC	PQC04 step 12	CP4b: Post Cycling PD HM in depth Xtemp (PARTIAL)	5	31	99	16	139.27	144.98	147.06	
24	4000	TLC	PQC04 step 12	CP4b: Post Cycling PD HM in depth Xtemp (PARTIAL)	8	53	165	12	191.59	205.50	210.10	
24									>=c(18, 34, 67, 115, 8, 16, 31, 53)	>=c(32, 62, 120, 200, 26, 50, 99, 165)		

# RRThroughput Summary

Test									Statistics(kIOPs)			
Range	PE_Level	Mode	Test	Step_Type	Density	Min.crit	Ave.crit	SDUT.fun	Minimum. min	Average. min	Average. mean	
01	300	TLC	PQC06 step 19	CP 8: HM in-depth, 3month 45C DR (mid cross)	1	8	26	40	34.82	35.28	35.67	
01	300	TLC	PQC06 step 19	CP 8: HM in-depth, 3month 45C DR (mid cross)	2	16	50	24	68.54	69.17	69.74	
01	300	TLC	PQC06 step 19	CP 8: HM in-depth, 3month 45C DR (mid cross)	3	16	50	20	101.19	102.50	103.12	
01	300	TLC	PQC06 step 19	CP 8: HM in-depth, 3month 45C DR (mid cross)	4	31	99	16	125.10	133.86	135.66	
01	300	TLC	PQC06 step 19	CP 8: HM in-depth, 3month 45C DR (mid cross)	5	31	99	16	151.89	157.61	164.03	
01	300	TLC	PQC06 step 19	CP 8: HM in-depth, 3month 45C DR (mid cross)	8	53	165	12	223.70	232.34	234.23	
01	300	TLC	PQC06 step 20	CP 8: HM in-depth, 3month 45C DR (mid cross)	1	8	26	40	35.00	35.27	35.67	
01	300	TLC	PQC06 step 20	CP 8: HM in-depth, 3month 45C DR (mid cross)	2	16	50	24	68.61	69.19	69.76	
01	300	TLC	PQC06 step 20	CP 8: HM in-depth, 3month 45C DR (mid cross)	3	16	50	20	101.87	102.52	103.14	
01	300	TLC	PQC06 step 20	CP 8: HM in-depth, 3month 45C DR (mid cross)	4	31	99	16	126.09	131.49	135.58	
01	300	TLC	PQC06 step 20	CP 8: HM in-depth, 3month 45C DR (mid cross)	5	31	99	16	152.41	158.77	164.45	
01	300	TLC	PQC06 step 20	CP 8: HM in-depth, 3month 45C DR (mid cross)	8	53	165	12	225.93	231.55	234.52	
01									>=c(18, 34, 67, 115, 8, 16, 31, 53)	>=c(32, 62, 120, 200, 26, 50, 99, 165)		

# RRThroughput Summary

Test									Statistics(kIOPs)			
Range	PE_Level	Mode	Test	Step_Type	Density	Min.crit	Ave.crit	SDUT.fun	Minimum. min	Average. min	Average. mean	
02	3000	TLC	PQC06 step 13	CP9c: HM in-depth, 1month 35C DR (mid cross)	1	8	26	40	35.04	35.22	35.60	
02	3000	TLC	PQC06 step 13	CP9c: HM in-depth, 1month 35C DR (mid cross)	2	16	50	24	70.65	70.73	71.25	
02	3000	TLC	PQC06 step 13	CP9c: HM in-depth, 1month 35C DR (mid cross)	3	16	50	20	103.59	103.77	104.36	
02	3000	TLC	PQC06 step 13	CP9c: HM in-depth, 1month 35C DR (mid cross)	4	31	99	16	135.63	135.93	136.68	
02	3000	TLC	PQC06 step 13	CP9c: HM in-depth, 1month 35C DR (mid cross)	5	31	99	16	162.27	163.30	164.28	
02	3000	TLC	PQC06 step 13	CP9c: HM in-depth, 1month 35C DR (mid cross)	8	53	165	12	235.12	235.79	236.06	
02	3000	TLC	PQC06 step 14	CP9c: HM in-depth, 1month 35C DR (mid cross)	1	8	26	40	35.19	35.22	35.60	
02	3000	TLC	PQC06 step 14	CP9c: HM in-depth, 1month 35C DR (mid cross)	2	16	50	24	70.65	70.72	71.24	
02	3000	TLC	PQC06 step 14	CP9c: HM in-depth, 1month 35C DR (mid cross)	3	16	50	20	103.35	103.77	104.36	
02	3000	TLC	PQC06 step 14	CP9c: HM in-depth, 1month 35C DR (mid cross)	4	31	99	16	135.72	135.96	136.70	
02	3000	TLC	PQC06 step 14	CP9c: HM in-depth, 1month 35C DR (mid cross)	5	31	99	16	162.80	163.47	164.30	
02	3000	TLC	PQC06 step 14	CP9c: HM in-depth, 1month 35C DR (mid cross)	8	53	165	12	234.08	235.75	236.07	
02	3000	TLC	PQC06 step 16	CP9a: HM in-depth, 1month 45C DR (mid cross)	1	8	26	40	34.88	35.19	35.59	
02	3000	TLC	PQC06 step 16	CP9a: HM in-depth, 1month 45C DR (mid cross)	2	16	50	24	70.30	70.75	71.24	
02	3000	TLC	PQC06 step 16	CP9a: HM in-depth, 1month 45C DR (mid cross)	3	16	50	20	102.81	103.73	104.34	
02	3000	TLC	PQC06 step 16	CP9a: HM in-depth, 1month 45C DR (mid cross)	4	31	99	16	134.89	135.93	136.66	
02	3000	TLC	PQC06 step 16	CP9a: HM in-depth, 1month 45C DR (mid cross)	5	31	99	16	153.66	162.58	164.09	
02	3000	TLC	PQC06 step 16	CP9a: HM in-depth, 1month 45C DR (mid cross)	8	53	165	12	225.66	232.72	235.32	
02	3000	TLC	PQC06 step 17	CP9a: HM in-depth, 1month 45C DR (mid cross)	1	8	26	40	35.05	35.22	35.60	
02	3000	TLC	PQC06 step 17	CP9a: HM in-depth, 1month 45C DR (mid cross)	2	16	50	24	70.35	70.73	71.24	
02	3000	TLC	PQC06 step 17	CP9a: HM in-depth, 1month 45C DR (mid cross)	3	16	50	20	94.99	100.70	104.18	
02	3000	TLC	PQC06 step 17	CP9a: HM in-depth, 1month 45C DR (mid cross)	4	31	99	16	135.78	135.98	136.69	
02	3000	TLC	PQC06 step 17	CP9a: HM in-depth, 1month 45C DR (mid cross)	5	31	99	16	153.72	162.36	164.09	
02	3000	TLC	PQC06 step 17	CP9a: HM in-depth, 1month 45C DR (mid cross)	8	53	165	12	226.95	233.96	235.77	
02									>=c(18, 34, 67, 115, 8, 16, 31, 53)	>=c(32, 62, 120, 200, 26, 50, 99, 165)		

# RRThroughput Summary

Test									Statistics(kIOPs)			
Range	PE_Level	Mode	Test	Step_Type	Density	Min.crit	Ave.crit	SDUT.fun	Minimum. min	Average. min	Average. mean	
03	300	SLC	PQC06 step 19	CP 8: HM in-depth, 3month 45C DR (mid cross)	1	12	40	40	49.37	49.49	49.79	
03	300	SLC	PQC06 step 19	CP 8: HM in-depth, 3month 45C DR (mid cross)	2	24	77	24	97.37	99.98	100.38	
03	300	SLC	PQC06 step 19	CP 8: HM in-depth, 3month 45C DR (mid cross)	3	24	77	20	146.73	147.28	147.88	
03	300	SLC	PQC06 step 19	CP 8: HM in-depth, 3month 45C DR (mid cross)	4	48	150	16	196.34	196.85	197.66	
03	300	SLC	PQC06 step 19	CP 8: HM in-depth, 3month 45C DR (mid cross)	5	48	150	16	213.92	219.73	220.95	
03	300	SLC	PQC06 step 19	CP 8: HM in-depth, 3month 45C DR (mid cross)	8	61	195	12	244.00	247.35	248.97	
03	300	SLC	PQC06 step 20	CP 8: HM in-depth, 3month 45C DR (mid cross)	1	12	40	40	49.31	49.48	49.79	
03	300	SLC	PQC06 step 20	CP 8: HM in-depth, 3month 45C DR (mid cross)	2	24	77	24	99.67	100.04	100.37	
03	300	SLC	PQC06 step 20	CP 8: HM in-depth, 3month 45C DR (mid cross)	3	24	77	20	146.41	147.18	147.91	
03	300	SLC	PQC06 step 20	CP 8: HM in-depth, 3month 45C DR (mid cross)	4	48	150	16	196.64	196.85	197.66	
03	300	SLC	PQC06 step 20	CP 8: HM in-depth, 3month 45C DR (mid cross)	5	48	150	16	215.04	219.53	221.04	
03	300	SLC	PQC06 step 20	CP 8: HM in-depth, 3month 45C DR (mid cross)	8	61	195	12	245.16	247.31	249.02	
03									>=c(25, 48, 96, 120, 12, 24, 48, 61)	>=c(46, 87, 170, 200, 40, 77, 150, 195)		

# RRThroughput Summary

Test									Statistics(kIOPs)			
Range	PE_Level	Mode	Test	Step_Type	Density	Min.crit	Ave.crit	SDUT.fun	Minimum. min	Average. min	Average. mean	
04	3000	SLC	PQC06 step 13	CP9c: HM in-depth, 1month 35C DR (mid cross)	1	12	40	40	49.79	49.84	50.17	
04	3000	SLC	PQC06 step 13	CP9c: HM in-depth, 1month 35C DR (mid cross)	2	24	77	24	99.37	99.60	99.85	
04	3000	SLC	PQC06 step 13	CP9c: HM in-depth, 1month 35C DR (mid cross)	3	24	77	20	145.65	146.20	146.76	
04	3000	SLC	PQC06 step 13	CP9c: HM in-depth, 1month 35C DR (mid cross)	4	48	150	16	194.66	195.02	195.95	
04	3000	SLC	PQC06 step 13	CP9c: HM in-depth, 1month 35C DR (mid cross)	5	48	150	16	213.30	219.48	221.86	
04	3000	SLC	PQC06 step 13	CP9c: HM in-depth, 1month 35C DR (mid cross)	8	61	195	12	244.01	246.67	248.27	
04	3000	SLC	PQC06 step 14	CP9c: HM in-depth, 1month 35C DR (mid cross)	1	12	40	40	49.80	49.85	50.17	
04	3000	SLC	PQC06 step 14	CP9c: HM in-depth, 1month 35C DR (mid cross)	2	24	77	24	99.36	99.66	99.86	
04	3000	SLC	PQC06 step 14	CP9c: HM in-depth, 1month 35C DR (mid cross)	3	24	77	20	145.95	146.37	146.76	
04	3000	SLC	PQC06 step 14	CP9c: HM in-depth, 1month 35C DR (mid cross)	4	48	150	16	194.45	194.94	195.98	
04	3000	SLC	PQC06 step 14	CP9c: HM in-depth, 1month 35C DR (mid cross)	5	48	150	16	214.36	220.13	221.93	
04	3000	SLC	PQC06 step 14	CP9c: HM in-depth, 1month 35C DR (mid cross)	8	61	195	12	243.19	246.44	248.15	
04	3000	SLC	PQC06 step 16	CP9a: HM in-depth, 1month 45C DR (mid cross)	1	12	40	40	49.79	49.84	50.17	
04	3000	SLC	PQC06 step 16	CP9a: HM in-depth, 1month 45C DR (mid cross)	2	24	77	24	99.44	99.64	99.85	
04	3000	SLC	PQC06 step 16	CP9a: HM in-depth, 1month 45C DR (mid cross)	3	24	77	20	145.80	146.33	146.77	
04	3000	SLC	PQC06 step 16	CP9a: HM in-depth, 1month 45C DR (mid cross)	4	48	150	16	194.76	195.06	195.96	
04	3000	SLC	PQC06 step 16	CP9a: HM in-depth, 1month 45C DR (mid cross)	5	48	150	16	214.42	220.77	222.24	
04	3000	SLC	PQC06 step 16	CP9a: HM in-depth, 1month 45C DR (mid cross)	8	61	195	12	243.81	246.36	248.19	
04	3000	SLC	PQC06 step 17	CP9a: HM in-depth, 1month 45C DR (mid cross)	1	12	40	40	49.81	49.84	50.17	
04	3000	SLC	PQC06 step 17	CP9a: HM in-depth, 1month 45C DR (mid cross)	2	24	77	24	99.35	99.64	99.85	
04	3000	SLC	PQC06 step 17	CP9a: HM in-depth, 1month 45C DR (mid cross)	3	24	77	20	145.50	146.28	146.74	
04	3000	SLC	PQC06 step 17	CP9a: HM in-depth, 1month 45C DR (mid cross)	4	48	150	16	194.68	195.00	195.97	
04	3000	SLC	PQC06 step 17	CP9a: HM in-depth, 1month 45C DR (mid cross)	5	48	150	16	213.49	220.67	222.25	
04	3000	SLC	PQC06 step 17	CP9a: HM in-depth, 1month 45C DR (mid cross)	8	61	195	12	244.10	246.59	248.27	
<b>04</b>									>=c(25, 48, 96, 120, 12, 24, 48, 61)	>=c(46, 87, 170, 200, 40, 77, 150, 195)		

# RRThroughput Summary

Test									Statistics(kIOPs)			
Range	PE_Level	Mode	Test	Step_Type	Density	Min.crit	Ave.crit	SDUT.fun	Minimum. min	Average. min	Average. mean	
01	0	SLC	PQC08 step 45	CP11: HM in-depth, 1 month 45C DR (high cross)	1	12	20	40	49.46	50.51	50.65	
01	0	SLC	PQC08 step 45	CP11: HM in-depth, 1 month 45C DR (high cross)	2	24	38	24	99.66	100.20	100.42	
01	0	SLC	PQC08 step 45	CP11: HM in-depth, 1 month 45C DR (high cross)	3	24	38	20	143.53	143.80	147.23	
01	0	SLC	PQC08 step 45	CP11: HM in-depth, 1 month 45C DR (high cross)	4	48	75	16	193.70	194.48	198.33	
01	0	SLC	PQC08 step 45	CP11: HM in-depth, 1 month 45C DR (high cross)	5	48	75	16	214.45	217.85	221.78	
01	0	SLC	PQC08 step 45	CP11: HM in-depth, 1 month 45C DR (high cross)	8	61	97	12	244.05	245.82	248.11	
01	0	SLC	PQC08 step 50	CP3open: HM Xtemp in depth (12Month HTDR)	1	12	40	40	49.50	50.52	50.99	
01	0	SLC	PQC08 step 50	CP3open: HM Xtemp in depth (12Month HTDR)	2	24	77	24	99.70	100.19	100.72	
01	0	SLC	PQC08 step 50	CP3open: HM Xtemp in depth (12Month HTDR)	3	24	77	20	146.15	146.65	148.29	
01	0	SLC	PQC08 step 50	CP3open: HM Xtemp in depth (12Month HTDR)	4	48	150	16	197.66	198.82	199.01	
01	0	SLC	PQC08 step 50	CP3open: HM Xtemp in depth (12Month HTDR)	5	48	150	16	215.85	219.04	221.26	
01	0	SLC	PQC08 step 50	CP3open: HM Xtemp in depth (12Month HTDR)	8	61	195	12	243.66	245.08	247.74	
01	0	SLC	PQC08 step 59	CP3close: HM INDEPTH PROGRAM(12Month HTDR)	1	12	40	40	50.81	50.84	51.28	
01	0	SLC	PQC08 step 59	CP3close: HM INDEPTH PROGRAM(12Month HTDR)	2	24	77	24	100.12	100.31	100.83	
01	0	SLC	PQC08 step 59	CP3close: HM INDEPTH PROGRAM(12Month HTDR)	3	24	77	20	145.70	146.22	148.36	
01	0	SLC	PQC08 step 59	CP3close: HM INDEPTH PROGRAM(12Month HTDR)	4	48	150	16	197.49	197.83	198.15	
01	0	SLC	PQC08 step 59	CP3close: HM INDEPTH PROGRAM(12Month HTDR)	5	48	150	16	216.13	218.81	221.31	
01	0	SLC	PQC08 step 59	CP3close: HM INDEPTH PROGRAM(12Month HTDR)	8	61	195	12	242.76	245.32	247.77	
<b>01</b>									>=c(25, 48, 96, 120, 12, 24, 48, 61, 12, 24, 48, 61)	>=c(46, 87, 170, 200, 40, 77, 150, 195, 20, 38, 75, 97)		

# RRThroughput Summary

Test									Statistics(kIOPs)			
Range	PE_Level	Mode	Test	Step_Type	Density	Min.crit	Ave.crit	SDUT.fun	Minimum. min	Average. min	Average. mean	
02	0	SLC	PQC08 step 45	CP11: HM in-depth, 1 month 45C DR (high cross)	1	12	20	40	49.42	50.50	50.64	
02	0	SLC	PQC08 step 45	CP11: HM in-depth, 1 month 45C DR (high cross)	2	24	38	24	99.64	100.17	100.43	
02	0	SLC	PQC08 step 45	CP11: HM in-depth, 1 month 45C DR (high cross)	3	24	38	20	143.36	143.81	147.29	
02	0	SLC	PQC08 step 45	CP11: HM in-depth, 1 month 45C DR (high cross)	4	48	75	16	193.38	194.35	198.39	
02	0	SLC	PQC08 step 45	CP11: HM in-depth, 1 month 45C DR (high cross)	5	48	75	16	215.82	219.06	221.57	
02	0	SLC	PQC08 step 45	CP11: HM in-depth, 1 month 45C DR (high cross)	8	61	97	12	243.74	246.32	248.32	
02	0	SLC	PQC08 step 50	CP3open: HM Xtemp in depth (12Month HTDR)	1	12	40	40	49.43	50.51	50.98	
02	0	SLC	PQC08 step 50	CP3open: HM Xtemp in depth (12Month HTDR)	2	24	77	24	99.71	100.21	100.71	
02	0	SLC	PQC08 step 50	CP3open: HM Xtemp in depth (12Month HTDR)	3	24	77	20	146.20	146.62	148.29	
02	0	SLC	PQC08 step 50	CP3open: HM Xtemp in depth (12Month HTDR)	4	48	150	16	197.53	198.76	199.08	
02	0	SLC	PQC08 step 50	CP3open: HM Xtemp in depth (12Month HTDR)	5	48	150	16	216.38	219.03	221.33	
02	0	SLC	PQC08 step 50	CP3open: HM Xtemp in depth (12Month HTDR)	8	61	195	12	241.08	242.75	247.91	
02	0	SLC	PQC08 step 59	CP3close: HM INDEPTH PROGRAM(12Month HTDR)	1	12	40	40	50.85	50.86	51.29	
02	0	SLC	PQC08 step 59	CP3close: HM INDEPTH PROGRAM(12Month HTDR)	2	24	77	24	100.09	100.37	100.86	
02	0	SLC	PQC08 step 59	CP3close: HM INDEPTH PROGRAM(12Month HTDR)	3	24	77	20	146.27	146.34	148.41	
02	0	SLC	PQC08 step 59	CP3close: HM INDEPTH PROGRAM(12Month HTDR)	4	48	150	16	197.68	197.97	198.20	
02	0	SLC	PQC08 step 59	CP3close: HM INDEPTH PROGRAM(12Month HTDR)	5	48	150	16	216.58	219.68	221.55	
02	0	SLC	PQC08 step 59	CP3close: HM INDEPTH PROGRAM(12Month HTDR)	8	61	195	12	242.38	243.41	247.70	
02									>=c(25, 48, 96, 120, 12, 24, 48, 61, 12, 24, 48, 61)	>=c(46, 87, 170, 200, 40, 77, 150, 195, 20, 38, 75, 97)		

# RRThroughput Summary

Test									Statistics(kIOPs)			
Range	PE_Level	Mode	Test	Step_Type	Density	Min.crit	Ave.crit	SDUT.fun	Minimum. min	Average. min	Average. mean	
03	100000	SLC	PQC08 step 45	CP11: HM in-depth, 1 month 45C DR (high cross)	1	12	20	40	49.79	49.96	50.23	
03	100000	SLC	PQC08 step 45	CP11: HM in-depth, 1 month 45C DR (high cross)	2	24	38	24	99.34	99.79	100.03	
03	100000	SLC	PQC08 step 45	CP11: HM in-depth, 1 month 45C DR (high cross)	3	24	38	20	144.42	145.65	148.23	
03	100000	SLC	PQC08 step 45	CP11: HM in-depth, 1 month 45C DR (high cross)	4	48	75	16	194.90	195.26	198.47	
03	100000	SLC	PQC08 step 45	CP11: HM in-depth, 1 month 45C DR (high cross)	5	48	75	16	215.02	218.98	221.66	
03	100000	SLC	PQC08 step 45	CP11: HM in-depth, 1 month 45C DR (high cross)	8	61	97	12	244.83	245.83	247.21	
03	100000	SLC	PQC08 step 50	CP3open: HM Xtemp in depth (12Month HTDR)	1	12	40	40	49.82	50.08	50.57	
03	100000	SLC	PQC08 step 50	CP3open: HM Xtemp in depth (12Month HTDR)	2	24	77	24	99.52	99.83	100.40	
03	100000	SLC	PQC08 step 50	CP3open: HM Xtemp in depth (12Month HTDR)	3	24	77	20	147.21	148.40	148.93	
03	100000	SLC	PQC08 step 50	CP3open: HM Xtemp in depth (12Month HTDR)	4	48	150	16	198.44	198.81	198.98	
03	100000	SLC	PQC08 step 50	CP3open: HM Xtemp in depth (12Month HTDR)	5	48	150	16	213.57	217.15	220.27	
03	100000	SLC	PQC08 step 50	CP3open: HM Xtemp in depth (12Month HTDR)	8	61	195	12	243.38	244.71	247.16	
03	100000	SLC	PQC08 step 59	CP3close: HM INDEPTH PROGRAM(12Month HTDR)	1	12	40	40	50.11	50.15	50.66	
03	100000	SLC	PQC08 step 59	CP3close: HM INDEPTH PROGRAM(12Month HTDR)	2	24	77	24	99.70	99.84	100.31	
03	100000	SLC	PQC08 step 59	CP3close: HM INDEPTH PROGRAM(12Month HTDR)	3	24	77	20	148.13	148.49	148.82	
03	100000	SLC	PQC08 step 59	CP3close: HM INDEPTH PROGRAM(12Month HTDR)	4	48	150	16	198.69	198.92	199.09	
03	100000	SLC	PQC08 step 59	CP3close: HM INDEPTH PROGRAM(12Month HTDR)	5	48	150	16	213.69	218.24	220.54	
03	100000	SLC	PQC08 step 59	CP3close: HM INDEPTH PROGRAM(12Month HTDR)	8	61	195	12	242.28	244.21	247.10	
<b>03</b>									>=c(25, 48, 96, 120, 12, 24, 48, 61, 12, 24, 48, 61)	>=c(46, 87, 170, 200, 40, 77, 150, 195, 20, 38, 75, 97)		

# RRThroughput Summary

Test									Statistics(kIOPs)			
Range	PE_Level	Mode	Test	Step_Type	Density	Min.crit	Ave.crit	SDUT.fun	Minimum. min	Average. min	Average. mean	
04	130000	SLC	PQC08 step 45	CP11: HM in-depth, 1 month 45C DR (high cross)	1	12	20	40	49.23	49.78	49.94	
04	130000	SLC	PQC08 step 45	CP11: HM in-depth, 1 month 45C DR (high cross)	2	24	38	24	99.19	99.42	99.75	
04	130000	SLC	PQC08 step 45	CP11: HM in-depth, 1 month 45C DR (high cross)	3	24	38	20	143.31	144.23	147.32	
04	130000	SLC	PQC08 step 45	CP11: HM in-depth, 1 month 45C DR (high cross)	4	48	75	16	194.72	195.31	197.80	
04	130000	SLC	PQC08 step 45	CP11: HM in-depth, 1 month 45C DR (high cross)	5	48	75	16	216.79	218.58	220.96	
04	130000	SLC	PQC08 step 45	CP11: HM in-depth, 1 month 45C DR (high cross)	8	61	97	12	245.64	246.69	248.15	
04	130000	SLC	PQC08 step 50	CP3open: HM Xtemp in depth (12Month HTDR)	1	12	40	40	49.26	49.82	50.34	
04	130000	SLC	PQC08 step 50	CP3open: HM Xtemp in depth (12Month HTDR)	2	24	77	24	99.30	99.44	100.07	
04	130000	SLC	PQC08 step 50	CP3open: HM Xtemp in depth (12Month HTDR)	3	24	77	20	146.11	147.17	148.18	
04	130000	SLC	PQC08 step 50	CP3open: HM Xtemp in depth (12Month HTDR)	4	48	150	16	197.21	197.97	198.35	
04	130000	SLC	PQC08 step 50	CP3open: HM Xtemp in depth (12Month HTDR)	5	48	150	16	215.04	218.37	220.63	
04	130000	SLC	PQC08 step 50	CP3open: HM Xtemp in depth (12Month HTDR)	8	61	195	12	243.97	245.19	248.04	
04	130000	SLC	PQC08 step 59	CP3close: HM INDEPTH PROGRAM(12Month HTDR)	1	12	40	40	49.93	49.98	50.48	
04	130000	SLC	PQC08 step 59	CP3close: HM INDEPTH PROGRAM(12Month HTDR)	2	24	77	24	99.25	99.38	100.13	
04	130000	SLC	PQC08 step 59	CP3close: HM INDEPTH PROGRAM(12Month HTDR)	3	24	77	20	147.18	147.47	148.09	
04	130000	SLC	PQC08 step 59	CP3close: HM INDEPTH PROGRAM(12Month HTDR)	4	48	150	16	197.35	197.59	197.86	
04	130000	SLC	PQC08 step 59	CP3close: HM INDEPTH PROGRAM(12Month HTDR)	5	48	150	16	216.40	218.19	220.44	
04	130000	SLC	PQC08 step 59	CP3close: HM INDEPTH PROGRAM(12Month HTDR)	8	61	195	12	244.59	245.96	247.99	
04									>=c(25, 48, 96, 120, 12, 24, 48, 61, 12, 24, 48, 61)	>=c(46, 87, 170, 200, 40, 77, 150, 195, 20, 38, 75, 97)		

# RRThroughput Summary

Test									Statistics(kIOPs)			
Range	PE_Level	Mode	Test	Step_Type	Density	Min.crit	Ave.crit	SDUT.fun	Minimum. min	Average. min	Average. mean	
05	0	SLC	PQC08 step 12	CP4b: Post Cycling PD HM in depth Xtemp (PARTIAL)	1	12	40	40	48.08	48.96	50.46	
05	0	SLC	PQC08 step 12	CP4b: Post Cycling PD HM in depth Xtemp (PARTIAL)	2	24	77	24	96.75	97.38	100.10	
05	0	SLC	PQC08 step 12	CP4b: Post Cycling PD HM in depth Xtemp (PARTIAL)	3	24	77	20	142.10	142.72	143.44	
05	0	SLC	PQC08 step 12	CP4b: Post Cycling PD HM in depth Xtemp (PARTIAL)	4	48	150	16	190.95	191.94	192.52	
05	0	SLC	PQC08 step 12	CP4b: Post Cycling PD HM in depth Xtemp (PARTIAL)	5	48	150	16	218.27	220.18	223.27	
05	0	SLC	PQC08 step 12	CP4b: Post Cycling PD HM in depth Xtemp (PARTIAL)	8	61	195	12	244.33	244.57	245.56	
05	0	SLC	PQC08 step 37	CP5: 250K SPRD HM INDEPTH	1	12	40	40	50.82	50.85	51.27	
05	0	SLC	PQC08 step 37	CP5: 250K SPRD HM INDEPTH	2	24	77	24	100.10	100.36	100.86	
05	0	SLC	PQC08 step 37	CP5: 250K SPRD HM INDEPTH	3	24	77	20	146.37	146.54	148.39	
05	0	SLC	PQC08 step 37	CP5: 250K SPRD HM INDEPTH	4	48	150	16	197.37	198.04	198.19	
05	0	SLC	PQC08 step 37	CP5: 250K SPRD HM INDEPTH	5	48	150	16	216.33	219.28	221.49	
05	0	SLC	PQC08 step 37	CP5: 250K SPRD HM INDEPTH	8	61	195	12	241.70	244.19	247.95	
05									>=c(25, 48, 96, 120, 12, 24, 48, 61)	>=c(46, 87, 170, 200, 40, 77, 150, 195)		

# RRThroughput Summary

Test									Statistics(kIOPs)			
Range	PE_Level	Mode	Test	Step_Type	Density	Min.crit	Ave.crit	SDUT.fun	Minimum. min	Average. min	Average. mean	
06	0	SLC	PQC08 step 12	CP4b: Post Cycling PD HM in depth Xtemp (PARTIAL)	1	12	40	40	48.08	49.04	50.44	
06	0	SLC	PQC08 step 12	CP4b: Post Cycling PD HM in depth Xtemp (PARTIAL)	2	24	77	24	96.86	97.34	100.10	
06	0	SLC	PQC08 step 12	CP4b: Post Cycling PD HM in depth Xtemp (PARTIAL)	3	24	77	20	142.14	142.77	143.50	
06	0	SLC	PQC08 step 12	CP4b: Post Cycling PD HM in depth Xtemp (PARTIAL)	4	48	150	16	191.06	191.91	192.62	
06	0	SLC	PQC08 step 12	CP4b: Post Cycling PD HM in depth Xtemp (PARTIAL)	5	48	150	16	215.90	219.76	222.36	
06	0	SLC	PQC08 step 12	CP4b: Post Cycling PD HM in depth Xtemp (PARTIAL)	8	61	195	12	244.47	244.72	245.64	
06	0	SLC	PQC08 step 37	CP5: 250K SPRD HM INDEPTH	1	12	40	40	50.85	50.86	51.28	
06	0	SLC	PQC08 step 37	CP5: 250K SPRD HM INDEPTH	2	24	77	24	100.10	100.39	100.89	
06	0	SLC	PQC08 step 37	CP5: 250K SPRD HM INDEPTH	3	24	77	20	146.60	146.80	148.45	
06	0	SLC	PQC08 step 37	CP5: 250K SPRD HM INDEPTH	4	48	150	16	197.66	197.99	198.21	
06	0	SLC	PQC08 step 37	CP5: 250K SPRD HM INDEPTH	5	48	150	16	216.22	219.37	221.76	
06	0	SLC	PQC08 step 37	CP5: 250K SPRD HM INDEPTH	8	61	195	12	243.06	244.71	248.17	
<b>06</b>									>=c(25, 48, 96, 120, 12, 24, 48, 61)	>=c(46, 87, 170, 200, 40, 77, 150, 195)		

# RRThroughput Summary

Test									Statistics(kIOPs)			
Range	PE_Level	Mode	Test	Step_Type	Density	Min.crit	Ave.crit	SDUT.fun	Minimum. min	Average. min	Average. mean	
07	100000	SLC	PQC08 step 12	CP4b: Post Cycling PD HM in depth Xtemp (PARTIAL)	1	12	40	40	48.35	48.43	49.94	
07	100000	SLC	PQC08 step 12	CP4b: Post Cycling PD HM in depth Xtemp (PARTIAL)	2	24	77	24	96.81	97.07	99.61	
07	100000	SLC	PQC08 step 12	CP4b: Post Cycling PD HM in depth Xtemp (PARTIAL)	3	24	77	20	142.84	143.64	144.40	
07	100000	SLC	PQC08 step 12	CP4b: Post Cycling PD HM in depth Xtemp (PARTIAL)	4	48	150	16	191.30	191.80	192.59	
07	100000	SLC	PQC08 step 12	CP4b: Post Cycling PD HM in depth Xtemp (PARTIAL)	5	48	150	16	214.61	219.59	222.11	
07	100000	SLC	PQC08 step 12	CP4b: Post Cycling PD HM in depth Xtemp (PARTIAL)	8	61	195	12	243.22	244.11	244.85	
07	100000	SLC	PQC08 step 37	CP5: 250K SPRD HM INDEPTH	1	12	40	40	50.11	50.15	50.65	
07	100000	SLC	PQC08 step 37	CP5: 250K SPRD HM INDEPTH	2	24	77	24	99.66	99.80	100.28	
07	100000	SLC	PQC08 step 37	CP5: 250K SPRD HM INDEPTH	3	24	77	20	148.23	148.51	148.88	
07	100000	SLC	PQC08 step 37	CP5: 250K SPRD HM INDEPTH	4	48	150	16	198.74	198.90	199.13	
07	100000	SLC	PQC08 step 37	CP5: 250K SPRD HM INDEPTH	5	48	150	16	214.72	218.97	220.86	
07	100000	SLC	PQC08 step 37	CP5: 250K SPRD HM INDEPTH	8	61	195	12	242.15	243.15	246.80	
07									>=c(25, 48, 96, 120, 12, 24, 48, 61)	>=c(46, 87, 170, 200, 40, 77, 150, 195)		

# RRThroughput Summary

Test									Statistics(kIOPs)			
Range	PE_Level	Mode	Test	Step_Type	Density	Min.crit	Ave.crit	SDUT.fun	Minimum. min	Average. min	Average. mean	
08	130000	SLC	PQC08 step 12	CP4b: Post Cycling PD HM in depth Xtemp (PARTIAL)	1	12	40	40	47.85	48.33	49.73	
08	130000	SLC	PQC08 step 12	CP4b: Post Cycling PD HM in depth Xtemp (PARTIAL)	2	24	77	24	96.40	96.96	99.33	
08	130000	SLC	PQC08 step 12	CP4b: Post Cycling PD HM in depth Xtemp (PARTIAL)	3	24	77	20	142.61	142.90	143.55	
08	130000	SLC	PQC08 step 12	CP4b: Post Cycling PD HM in depth Xtemp (PARTIAL)	4	48	150	16	190.79	191.41	192.03	
08	130000	SLC	PQC08 step 12	CP4b: Post Cycling PD HM in depth Xtemp (PARTIAL)	5	48	150	16	217.62	220.44	221.82	
08	130000	SLC	PQC08 step 12	CP4b: Post Cycling PD HM in depth Xtemp (PARTIAL)	8	61	195	12	244.02	244.31	245.19	
08	130000	SLC	PQC08 step 37	CP5: 250K SPRD HM INDEPTH	1	12	40	40	49.94	49.97	50.47	
08	130000	SLC	PQC08 step 37	CP5: 250K SPRD HM INDEPTH	2	24	77	24	99.27	99.47	100.14	
08	130000	SLC	PQC08 step 37	CP5: 250K SPRD HM INDEPTH	3	24	77	20	147.63	147.86	148.15	
08	130000	SLC	PQC08 step 37	CP5: 250K SPRD HM INDEPTH	4	48	150	16	197.29	197.63	197.88	
08	130000	SLC	PQC08 step 37	CP5: 250K SPRD HM INDEPTH	5	48	150	16	215.73	218.24	220.73	
08	130000	SLC	PQC08 step 37	CP5: 250K SPRD HM INDEPTH	8	61	195	12	243.61	245.62	248.14	
<b>08</b>									>=c(25, 48, 96, 120, 12, 24, 48, 61)	>=c(46, 87, 170, 200, 40, 77, 150, 195)		

# RRThroughput Summary

Test									Statistics(kIOPs)			
Range	PE_Level	Mode	Test	Step_Type	Density	Min.crit	Ave.crit	SDUT.fun	Minimum. min	Average. min	Average. mean	
09	0	SLC	PQC08 step 53	CP4aopen:health monitor X temp low (12Month HTDR)	1	12	40	40	48.00	48.92	50.46	
09	0	SLC	PQC08 step 53	CP4aopen:health monitor X temp low (12Month HTDR)	2	24	77	24	96.52	97.26	100.08	
09	0	SLC	PQC08 step 53	CP4aopen:health monitor X temp low (12Month HTDR)	3	24	77	20	142.21	142.76	143.41	
09	0	SLC	PQC08 step 53	CP4aopen:health monitor X temp low (12Month HTDR)	4	48	150	16	190.83	191.80	192.54	
09	0	SLC	PQC08 step 53	CP4aopen:health monitor X temp low (12Month HTDR)	5	48	150	16	216.88	219.92	222.77	
09	0	SLC	PQC08 step 53	CP4aopen:health monitor X temp low (12Month HTDR)	8	61	195	12	244.24	244.60	245.45	
09	0	SLC	PQC08 step 62	CP4aclose: HM Xtemp in depth (12Month HTDR)	1	12	40	40	49.17	49.21	50.79	
09	0	SLC	PQC08 step 62	CP4aclose: HM Xtemp in depth (12Month HTDR)	2	24	77	24	97.51	97.57	100.16	
09	0	SLC	PQC08 step 62	CP4aclose: HM Xtemp in depth (12Month HTDR)	3	24	77	20	142.59	142.86	143.37	
09	0	SLC	PQC08 step 62	CP4aclose: HM Xtemp in depth (12Month HTDR)	4	48	150	16	190.40	191.10	191.85	
09	0	SLC	PQC08 step 62	CP4aclose: HM Xtemp in depth (12Month HTDR)	5	48	150	16	219.05	221.44	222.91	
09	0	SLC	PQC08 step 62	CP4aclose: HM Xtemp in depth (12Month HTDR)	8	61	195	12	244.23	244.62	245.36	
09									>=c(25, 48, 96, 120, 12, 24, 48, 61)	>=c(46, 87, 170, 200, 40, 77, 150, 195)		

# RRThroughput Summary

Test									Statistics(kIOPs)			
Range	PE_Level	Mode	Test	Step_Type	Density	Min.crit	Ave.crit	SDUT.fun	Minimum. min	Average. min	Average. mean	
10	0	SLC	PQC08 step 53	CP4aopen:health monitor X temp low (12Month HTDR)	1	12	40	40	48.02	48.96	50.44	
10	0	SLC	PQC08 step 53	CP4aopen:health monitor X temp low (12Month HTDR)	2	24	77	24	96.64	97.23	100.07	
10	0	SLC	PQC08 step 53	CP4aopen:health monitor X temp low (12Month HTDR)	3	24	77	20	142.41	142.92	143.47	
10	0	SLC	PQC08 step 53	CP4aopen:health monitor X temp low (12Month HTDR)	4	48	150	16	191.04	191.97	192.59	
10	0	SLC	PQC08 step 53	CP4aopen:health monitor X temp low (12Month HTDR)	5	48	150	16	215.26	220.03	222.62	
10	0	SLC	PQC08 step 53	CP4aopen:health monitor X temp low (12Month HTDR)	8	61	195	12	244.58	244.79	245.58	
10	0	SLC	PQC08 step 62	CP4aclose: HM Xtemp in depth (12Month HTDR)	1	12	40	40	49.19	49.23	50.81	
10	0	SLC	PQC08 step 62	CP4aclose: HM Xtemp in depth (12Month HTDR)	2	24	77	24	97.38	97.54	100.21	
10	0	SLC	PQC08 step 62	CP4aclose: HM Xtemp in depth (12Month HTDR)	3	24	77	20	142.60	142.95	143.45	
10	0	SLC	PQC08 step 62	CP4aclose: HM Xtemp in depth (12Month HTDR)	4	48	150	16	190.53	191.03	191.94	
10	0	SLC	PQC08 step 62	CP4aclose: HM Xtemp in depth (12Month HTDR)	5	48	150	16	218.61	219.91	223.24	
10	0	SLC	PQC08 step 62	CP4aclose: HM Xtemp in depth (12Month HTDR)	8	61	195	12	244.40	244.66	245.50	
10									>=c(25, 48, 96, 120, 12, 24, 48, 61)	>=c(46, 87, 170, 200, 40, 77, 150, 195)		

# RRThroughput Summary

Test									Statistics(kIOPs)			
Range	PE_Level	Mode	Test	Step_Type	Density	Min.crit	Ave.crit	SDUT.fun	Minimum. min	Average. min	Average. mean	
11	10000	SLC	PQC08 step 53	CP4aopen:health monitor X temp low (12Month HTDR)	1	12	40	40	47.92	48.27	49.78	
11	10000	SLC	PQC08 step 53	CP4aopen:health monitor X temp low (12Month HTDR)	2	24	77	24	96.55	96.85	98.81	
11	10000	SLC	PQC08 step 53	CP4aopen:health monitor X temp low (12Month HTDR)	3	24	77	20	140.50	143.47	144.25	
11	10000	SLC	PQC08 step 53	CP4aopen:health monitor X temp low (12Month HTDR)	4	48	150	16	190.58	191.31	192.07	
11	10000	SLC	PQC08 step 53	CP4aopen:health monitor X temp low (12Month HTDR)	5	48	150	16	216.34	219.67	221.57	
11	10000	SLC	PQC08 step 53	CP4aopen:health monitor X temp low (12Month HTDR)	8	61	195	12	244.93	245.53	246.23	
11	10000	SLC	PQC08 step 62	CP4aclose: HM Xtemp in depth (12Month HTDR)	1	12	40	40	48.35	48.39	49.86	
11	10000	SLC	PQC08 step 62	CP4aclose: HM Xtemp in depth (12Month HTDR)	2	24	77	24	96.48	96.56	98.81	
11	10000	SLC	PQC08 step 62	CP4aclose: HM Xtemp in depth (12Month HTDR)	3	24	77	20	144.32	144.49	145.12	
11	10000	SLC	PQC08 step 62	CP4aclose: HM Xtemp in depth (12Month HTDR)	4	48	150	16	191.15	191.49	192.20	
11	10000	SLC	PQC08 step 62	CP4aclose: HM Xtemp in depth (12Month HTDR)	5	48	150	16	216.57	219.45	220.68	
11	10000	SLC	PQC08 step 62	CP4aclose: HM Xtemp in depth (12Month HTDR)	8	61	195	12	244.68	245.14	246.24	
11									>=c(25, 48, 96, 120, 12, 24, 48, 61)	>=c(46, 87, 170, 200, 40, 77, 150, 195)		

# RRThroughput Summary

Test									Statistics(kIOPs)			
Range	PE_Level	Mode	Test	Step_Type	Density	Min.crit	Ave.crit	SDUT.fun	Minimum. min	Average. min	Average. mean	
12	13000	SLC	PQC08 step 53	CP4aopen:health monitor X temp low (12Month HTDR)	1	12	40	40	48.51	48.55	50.15	
12	13000	SLC	PQC08 step 53	CP4aopen:health monitor X temp low (12Month HTDR)	2	24	77	24	96.99	97.33	98.04	
12	13000	SLC	PQC08 step 53	CP4aopen:health monitor X temp low (12Month HTDR)	3	24	77	20	142.19	142.98	144.20	
12	13000	SLC	PQC08 step 53	CP4aopen:health monitor X temp low (12Month HTDR)	4	48	150	16	188.67	189.90	191.25	
12	13000	SLC	PQC08 step 53	CP4aopen:health monitor X temp low (12Month HTDR)	5	48	150	16	217.33	220.42	222.22	
12	13000	SLC	PQC08 step 53	CP4aopen:health monitor X temp low (12Month HTDR)	8	61	195	12	243.93	244.99	245.75	
12	13000	SLC	PQC08 step 62	CP4aclose: HM Xtemp in depth (12Month HTDR)	1	12	40	40	48.50	48.52	50.14	
12	13000	SLC	PQC08 step 62	CP4aclose: HM Xtemp in depth (12Month HTDR)	2	24	77	24	97.20	97.42	97.61	
12	13000	SLC	PQC08 step 62	CP4aclose: HM Xtemp in depth (12Month HTDR)	3	24	77	20	143.07	143.32	144.30	
12	13000	SLC	PQC08 step 62	CP4aclose: HM Xtemp in depth (12Month HTDR)	4	48	150	16	188.68	189.14	190.88	
12	13000	SLC	PQC08 step 62	CP4aclose: HM Xtemp in depth (12Month HTDR)	5	48	150	16	216.25	219.88	222.29	
12	13000	SLC	PQC08 step 62	CP4aclose: HM Xtemp in depth (12Month HTDR)	8	61	195	12	244.99	245.18	246.16	
12									>=c(25, 48, 96, 120, 12, 24, 48, 61)	>=c(46, 87, 170, 200, 40, 77, 150, 195)		

# RRThroughput Summary

Test									Statistics(kIOPs)			
Range	PE_Level	Mode	Test	Step_Type	Density	Min.crit	Ave.crit	SDUT.fun	Minimum. min	Average. min	Average. mean	
01	10000	SLC	PQC10 step 19	CP8: HM in-depth, 3month 45C DR (mid cross)	1	12	40	40	49.92	49.96	50.27	
01	10000	SLC	PQC10 step 19	CP8: HM in-depth, 3month 45C DR (mid cross)	2	24	77	24	98.87	99.08	99.41	
01	10000	SLC	PQC10 step 19	CP8: HM in-depth, 3month 45C DR (mid cross)	3	24	77	20	147.48	147.84	149.72	
01	10000	SLC	PQC10 step 19	CP8: HM in-depth, 3month 45C DR (mid cross)	4	48	150	16	197.86	198.46	198.64	
01	10000	SLC	PQC10 step 19	CP8: HM in-depth, 3month 45C DR (mid cross)	5	48	150	16	214.38	217.76	219.78	
01	10000	SLC	PQC10 step 19	CP8: HM in-depth, 3month 45C DR (mid cross)	8	61	195	12	239.73	242.73	247.75	
01									>=c(25, 48, 96, 120, 12, 24, 48, 61)	>=c(46, 87, 170, 200, 40, 77, 150, 195)		

# RRThroughput Summary

Test									Statistics(kIOPs)			
Range	PE_Level	Mode	Test	Step_Type	Density	Min.crit	Ave.crit	SDUT.fun	Minimum. min	Average. min	Average. mean	
02	100000	SLC	PQC10 step 13	CP9c: HM in-depth, 1month 35C DR (mid cross)	1	12	40	40	50.09	50.16	50.52	
02	100000	SLC	PQC10 step 13	CP9c: HM in-depth, 1month 35C DR (mid cross)	2	24	77	24	99.65	99.86	100.05	
02	100000	SLC	PQC10 step 13	CP9c: HM in-depth, 1month 35C DR (mid cross)	3	24	77	20	147.22	147.71	148.59	
02	100000	SLC	PQC10 step 13	CP9c: HM in-depth, 1month 35C DR (mid cross)	4	48	150	16	198.44	198.88	199.06	
02	100000	SLC	PQC10 step 13	CP9c: HM in-depth, 1month 35C DR (mid cross)	5	48	150	16	214.82	219.49	221.18	
02	100000	SLC	PQC10 step 13	CP9c: HM in-depth, 1month 35C DR (mid cross)	8	61	195	12	241.20	243.02	246.52	
02	100000	SLC	PQC10 step 16	CP9a: HM in-depth, 1month 45C DR (mid cross)	1	12	40	40	50.09	50.16	50.51	
02	100000	SLC	PQC10 step 16	CP9a: HM in-depth, 1month 45C DR (mid cross)	2	24	77	24	99.65	99.87	100.05	
02	100000	SLC	PQC10 step 16	CP9a: HM in-depth, 1month 45C DR (mid cross)	3	24	77	20	147.09	147.55	148.57	
02	100000	SLC	PQC10 step 16	CP9a: HM in-depth, 1month 45C DR (mid cross)	4	48	150	16	198.44	198.92	199.07	
02	100000	SLC	PQC10 step 16	CP9a: HM in-depth, 1month 45C DR (mid cross)	5	48	150	16	213.00	219.53	221.38	
02	100000	SLC	PQC10 step 16	CP9a: HM in-depth, 1month 45C DR (mid cross)	8	61	195	12	241.58	243.92	246.73	
02									>=c(25, 48, 96, 120, 12, 24, 48, 61)	>=c(46, 87, 170, 200, 40, 77, 150, 195)		



**Western Digital.**

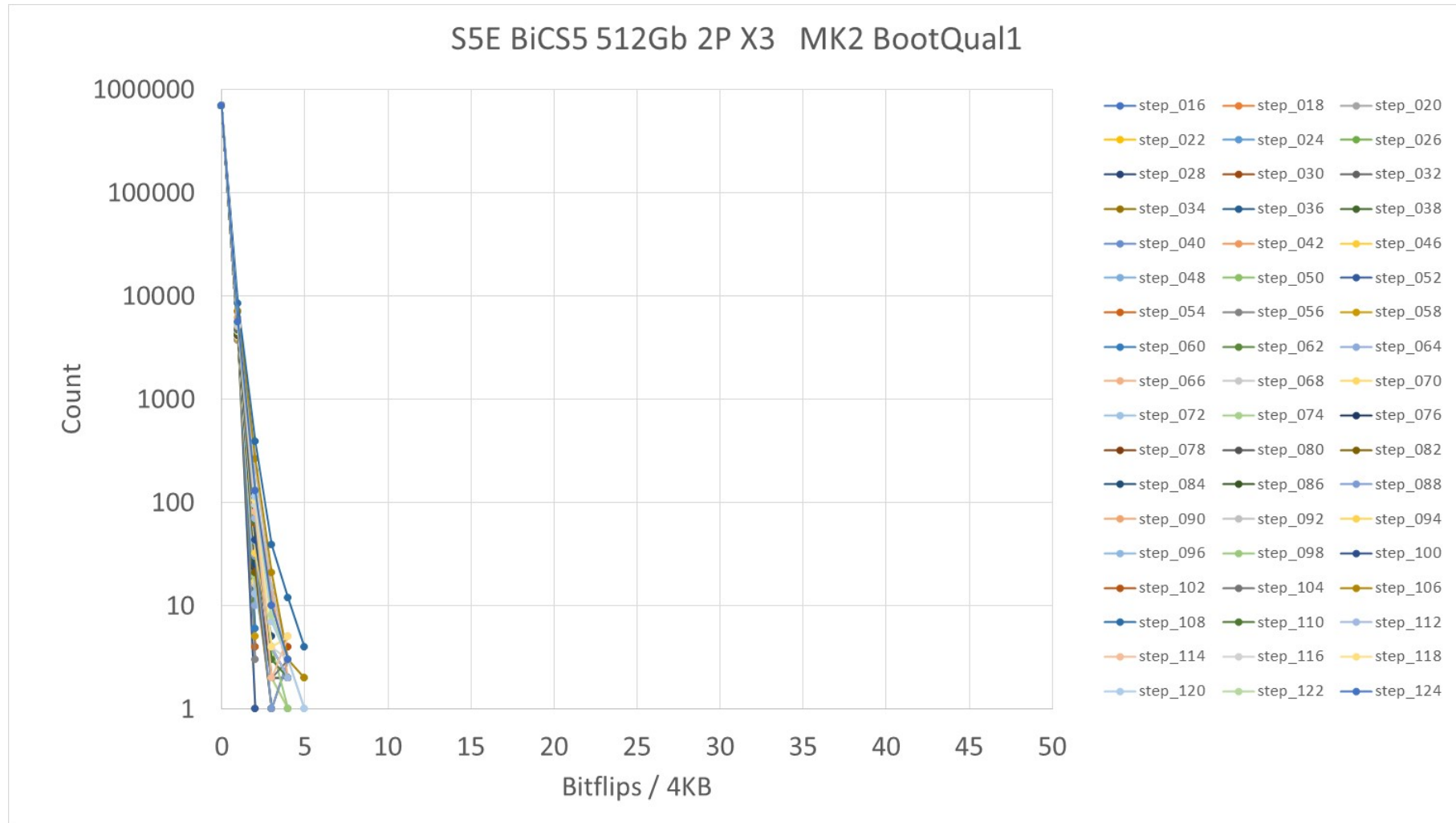
# Boot Block Reliability

# Boot Block QUAL Summary

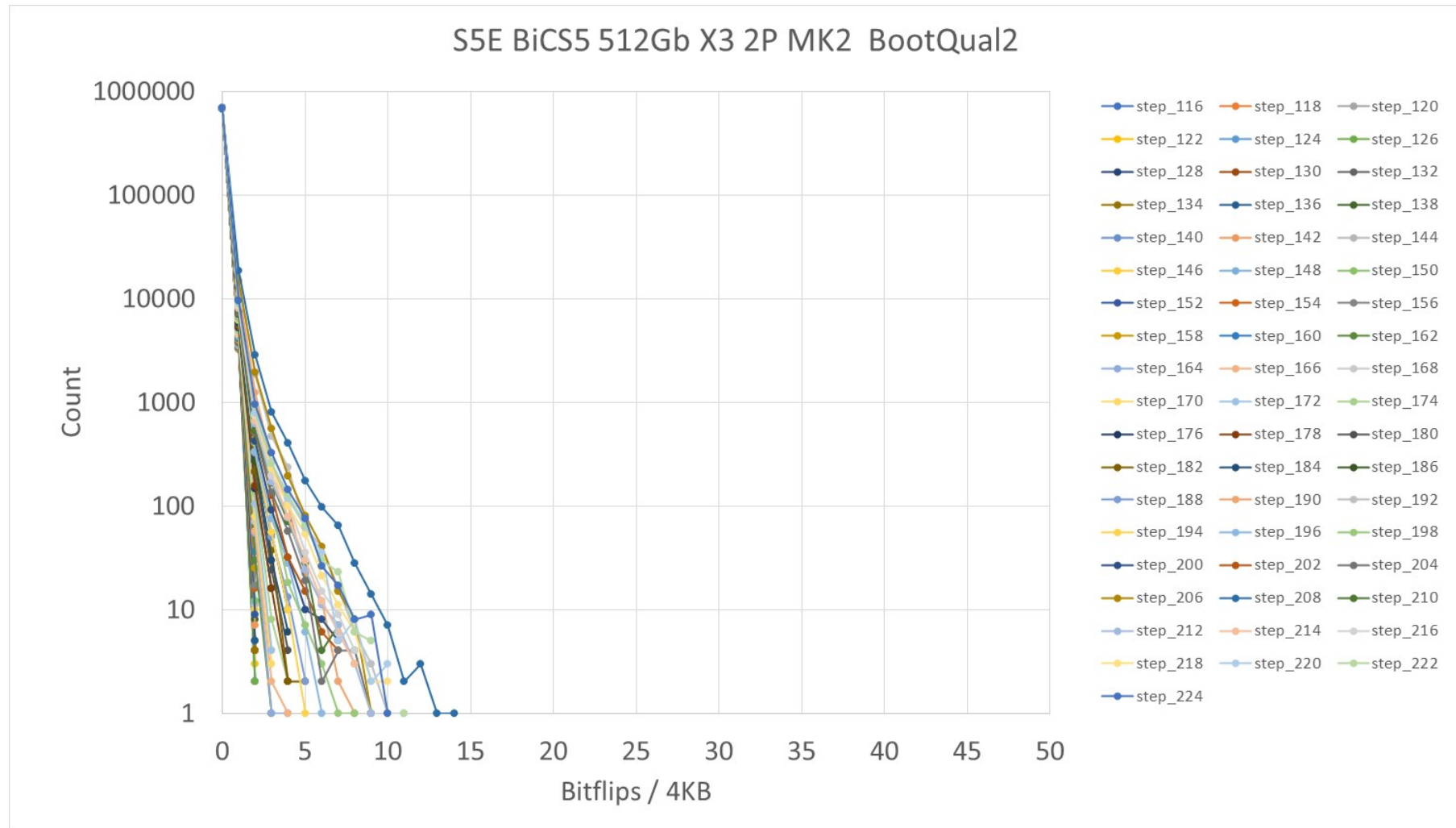
Flow	Test	Total Package	Results
Boot QUAL1	10x FW updates -> 4x Reflows -> 1 Gy X-ray -> 1M Resets -> 5Yr HTDR -> 9M Resets ->4K Cross Temp -> 2M Resets	1DP;13,2DP;13,3DP;12,4DP;10,5DP;13,8DP;14	Pass
Boot QUAL2	10x FW updates -> 4x Reflows ->100X FW Update -> 1 Gy X-ray -> 1M Resets -> 5Yr HTDR -> 9M Resets ->4K Cross Temp -> 2M Resets	1DP;14,2DP;11,3DP;12,4DP;10,5DP;13,8DP;14	Pass

- Number of dies with Single GBB: 0
- Number of FW maintenance: 0

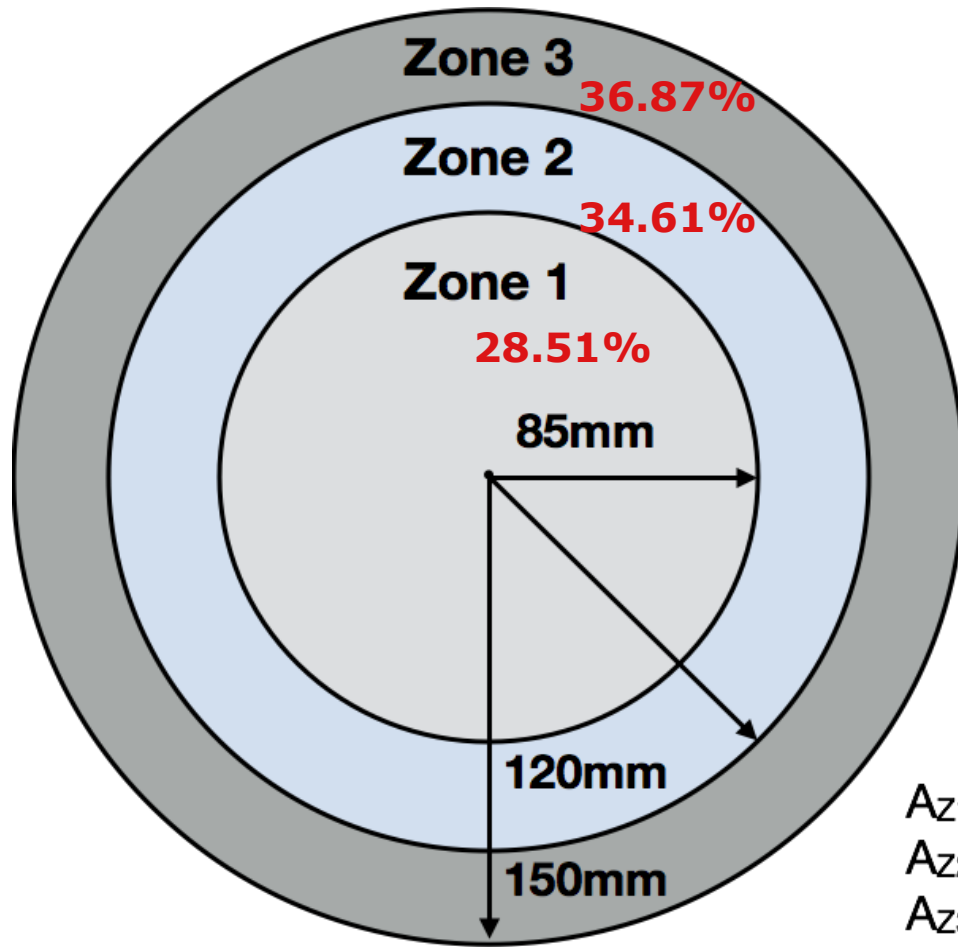
# Boot Block QUAL1 Bit Flip Summary



# Boot Block QUAL2 Bit Flip Summary



# Wafer Zone Distribution



$$A_{z1} = 22,698.00 \text{ mm}^2$$

$$A_{z2} = 22,540.93 \text{ mm}^2$$

$$A_{z3} = 25,446.90 \text{ mm}^2$$